


Most Popular


1. Here's where California reservoir levels stand after this week's rain...
2. The Warriors have their Jack Nicholson: Her name is Zendaya
3. 'Climate whiplash': Satellite images show dramatic swings of...
4. Where's Jonathan Kuminga? Warriors forward riding pine in the
5. The Bay Bridge is opening a new off-ramp this weekend. Will it reduce...

BAY AREA

Map shows just how bad the retail plunge has been in downtown S.F. versus the rest of the city

Without the presence of office workers who frequented downtown San Francisco, commerce in the area has not recovered.

 **Christian Leonard**
May 5, 2023

 Gift this article



Nordstrom announced it will not be renewing its leases with Westfield San Francisco Centre in downtown San Francisco. Commercial activity in the area has struggled to recover from the pandemic despite recent gains, sales tax revenue data indicates.

Gabrielle Lurie/Associated Press

Even before Nordstrom's recent decision to close two San Francisco stores, shopping in the city's downtown area was floundering, sales tax revenue data shows.

- **Related:** [What comes next for S.F.'s emptying downtown? Here's the inconvenient truth](#)

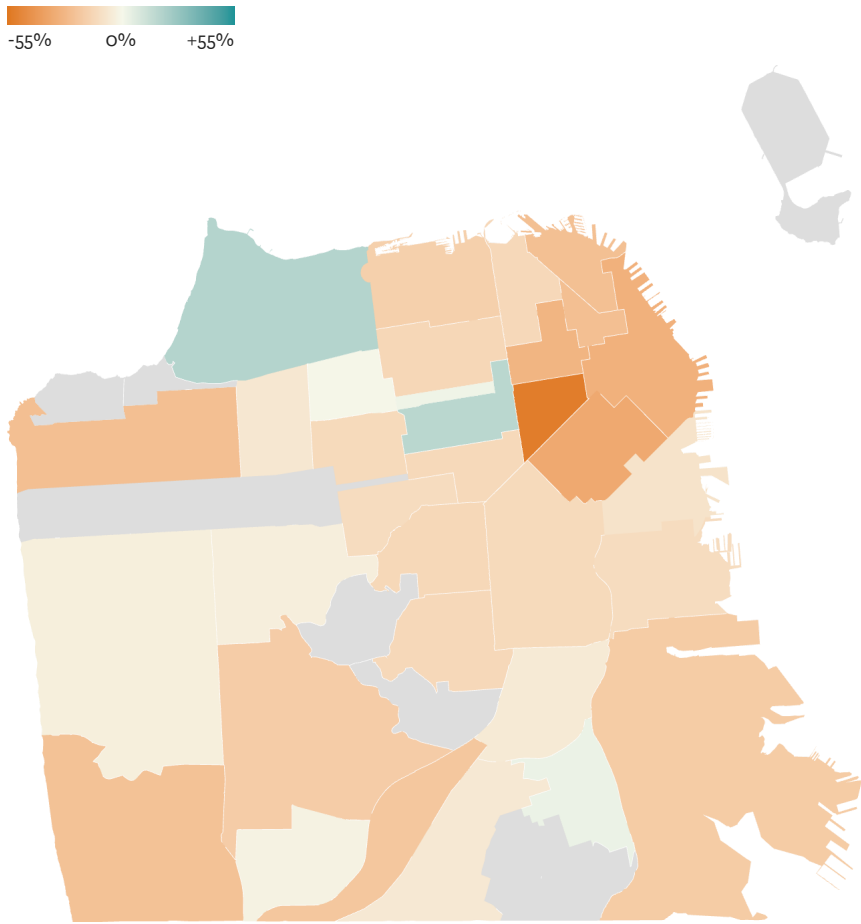
While sales tax isn't as important to San Francisco's finances as other revenue streams — most of the tax money goes to the state — it gives a sense of how consumer spending has changed over time. And downtown, the city's tax data shows, sales are still struggling the most of any neighborhood two years after the pandemic began.

San Francisco's sales tax revenue in 2022 was about \$141 million, a nearly 22% decrease from the \$181 million — adjusted for inflation — generated in 2019.

Downtown revenues dove even more. Revenue from business in the South of Market neighborhood fell by 34%, from \$21 million in 2019 to \$14 million in 2022. The Financial District/South Beach area, which still produces the most sales tax revenue of any neighborhood, dropped around 30% from \$41 million to \$28 million.

Changes in San Francisco neighborhoods' sales tax revenue, 2019 to 2022

In 2022 dollars. Gray areas reflect where no data was available or where less than \$500,000 was generated in 2022.



Revenue generated by companies with multiple locations is averaged over the number of locations and included in the respective neighborhoods' totals.

Map: Christian Leonard / The Chronicle · Source: [HdL Companies](#)

The Tenderloin saw the biggest relative decline: nearly 53%, from \$10 million to less than \$5 million.

More for you

T-Mobile joins downtown S.F. exodus, vacating flagship location near Union Square

[Read Now](#)



'No way we can survive': S.F. mall restaurants struggling amid Nordstrom closure

[Read Now](#)



Some residential areas have fared better, though [recovery has been uneven](#). Japantown is one of the few places in San Francisco where sales tax revenue is above pre-pandemic levels, albeit by less than 2%. The Western Addition is doing even better, with businesses there generating 17% more revenue last year than they did in 2019.

The difference between downtown and other parts of the city is particularly clear in certain industries. San Francisco supervisor Districts 3 and 6, which broadly encompass downtown, together produced more sales tax revenue in 2019 than the other districts combined. Since then, revenue from food and drug stores has plummeted 43% to \$1.7 million from \$3 million between 2019 and 2022, compared to a decline of 7% for other districts.

Revenue from restaurants and hotels in the tourism-heavy Districts 3 and 6 also fell by 40% to \$16.8 million from \$28 million over the same period, compared to 16% for the rest of the city.

Changes in San Francisco sales tax revenue by supervisorial district and industry, 2019-2022

In 2022 dollars. Totals do not include businesses with multiple locations.

Industry	Districts 3 and 6	Other districts
Autos and transportation	2.1%	28%
Building and construction	-31.3%	-17%
Food and drugs	-42.9%	-6.9%
General consumer goods	-14.1%	-13.5%
Restaurants and hotels	-40.3%	-16.1%
Total sales tax	-32.2%	-11%

Table: Christian Leonard / The Chronicle · Source: [HdL Companies](#)

Notably, revenue generated by the sale of general consumer goods, a category that includes department stores, dipped by 14% in the downtown area, a similar figure to other districts. But the data doesn't include businesses with multiple locations in the city, like Whole Foods or Nordstrom. San Francisco also only publishes industry-specific sales tax data on the district and census block levels, not by neighborhood.

There are many factors behind downtown's commerce woes. The area suffered a [string of closures of major retailers](#) during — and even before — the pandemic. And without office workers, most of whom have not returned to the area, many [small businesses are struggling to stay afloat](#).

Robbie Silver, executive director of the Downtown San Francisco Partnership, pointed out that more recent data shows some progress. The Financial District's sales tax revenues jumped by 19% between 2021 and 2022, from \$24 million to \$28 million. And the Tenderloin rose 48% from \$3 million to nearly \$5 million.

- *Enjoying the data in this article? You should sign up for The Chronicle's new newsletter [California Data Dive](#).*

"Are we close to pre-pandemic levels? Absolutely not," said Silver, whose organization collects a special tax from property owners to improve downtown. "But at least we're looking at a forward trajectory."

Still, the overall loss of downtown commerce has serious impacts on [the city's finances](#). As sprawling office spaces go unused, their market values fall. If the market value for a building falls below its previously assessed value — which determines how much property tax the owners pay — the owner can request a reassessment from the city.

That lost property tax, which the city expects to total between \$100 million and \$200 million by 2028, means less money for San Francisco's public services.

Reach Christian Leonard: Christian.Leonard@hearst.com

Sign up for the Morning Fix newsletter

Top headlines from The Chronicle's newsroom

Email

SIGN UP

By signing up, you agree to our [Terms of use](#) and acknowledge that your information will be used as described in our [Privacy Policy](#).



Written By

Christian Leonard

Christian Leonard is a Hearst Developer Fellow. He previously worked as a senior staff writer at the Outlook News Group, a collection of community newspapers in Los Angeles County. He is a graduate of Biola University, from which he received a bachelor's degree in journalism and integrated media, and interned at NBC Los Angeles.

[VIEW COMMENTS](#)

Top of the News



What comes next for S.F.'s emptying downtown? Here's the inconvenient truth

The announced closure of Nordstrom and other businesses prompts the some old question about downtown S.F.: What's next? The answer isn't what people want to hear.

BY JOHN KING

The Warriors have their Jack Nicholson: Her name is Zendaya

BY PETER HARTLAUB



Map shows how bad retail plunge has been in downtown S.F. vs rest of city

BY CHRISTIAN LEONARD



Bay Area restaurant: Here's full list of closures in April

BY MARIO CORTEZ



Dispute over S.F. alley could hold up a 2.2 million square foot development

BY J.K. DINEEN



Next Up: Here's where California reservoir levels stand after... >

TOP ^



ABOUT

- [Our Company](#)
- [Your CA Privacy Rights \(Shine the Light\)](#)
- [Terms of Use](#)
- [DAA Industry Opt Out](#)
- [Privacy Notice](#)
- [Careers](#)
- [CA Notice at Collection](#)
- [Advertising](#)

NEWSROOM

- [Ethics Policy](#)
- [News Tips](#)
- [Endorsement Process](#)
- [Newsroom News](#)

CONTACT

- [Customer Service](#)
- [Newsroom Contacts](#)
- [FAQ](#)

SERVICES

- [Subscriber Services](#)
- [Membership](#)
- [e-Edition](#)
- [Place an Obituary](#)
- [Reprints & Permissions](#)
- [Store](#)
- [Corporate Subscriptions](#)
- [Subscription Offers](#)
- [App](#)
- [sfgate.com](#)
- [Archives](#)

Your Privacy Choices (Opt Out of Sale/Targeted Ads)