DOWNTOWN SF
PARTNERSHIP

Monthly Operations Report

October 2026



135,636
Positive Public Interactions

25,500
Pounds of Trash Removed

6,975
Pan and Broom Block Faces

October eased on cleaning volume while graffiti work and community engagement climbed. The team logged 135,636 positive public interactions, 25,500 lbs of trash removed, 6,975 pan and broom block faces, and 1,235 graffiti tags abated.

- The team completed 10,971 cleaning tasks across all categories, **down 18%** from September.
- Graffiti abatement rose **16%** month-over-month and pressure washing **4%** to 313 blocks, the highest monthly total of the year.

Community engagement expanded sharply across the district.

- Business checks increased **54%** to 1,464 and directions **106%** to 3,695.
- Sit/Lie advisements rose 26% to 915, up 52% year-over-year.





Cleaning Snapshot

25,500
Pounds of Trash Removed

6,975
Pan and Broom Block Faces

1,235
Graffiti Tags Abated

CLEANING TASKS	Oct 2026	Sep 2026	Monthly % Change	Oct 2025	Yearly % Change	YTD
Pounds of Trash Removed	25,500	36,025	-29%	16,000	59%	244,450
Bags of Trash Collected	1,020	1,441	-29%	640	59%	9,778
Pan and Broom Block Faces	6,975	7,971	-13%	9,523	-27%	70,221
Graffiti Tags Abated	1,235	1,068	16%	1,297	-5%	12,201
Needles Removed	39	46	-15%	10	290%	302
Feces Abatement	226	234	-3%	176	28%	2,010
Oversized Debris	998	1,883	-47%	556	80%	12,096
Trash Cans Wiped Down	478	727	-34%	497	-4%	5,655

High Priority Cleaning Tasks by Percentage

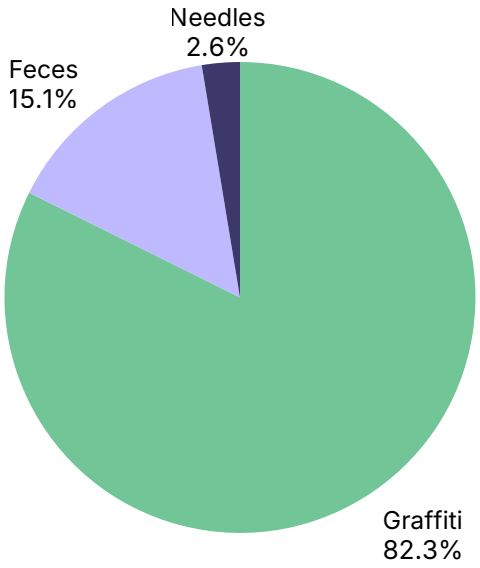

Graffiti Removal (12,201 Total YTD)

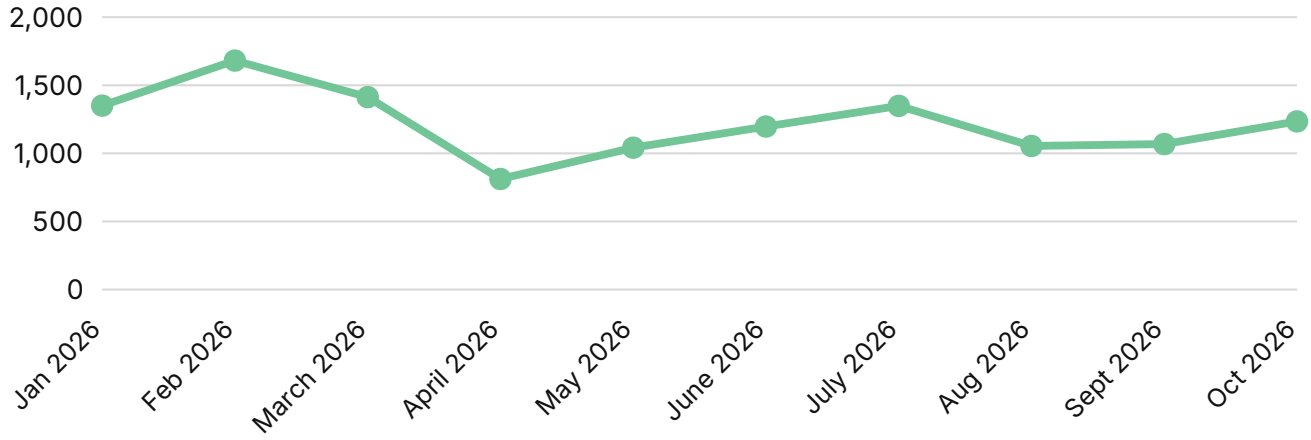

Hazardous Waste (2,312 Total YTD)

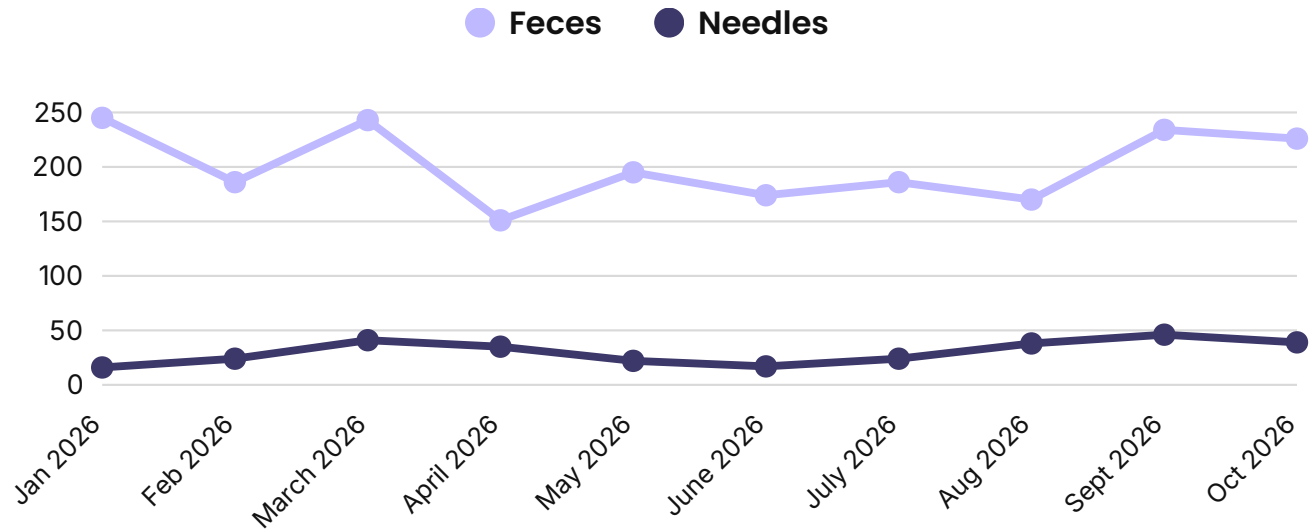

Pan and Broom Block Faces (6,975 Tasks)








Graffiti Tags Abated (1,235 Tasks)





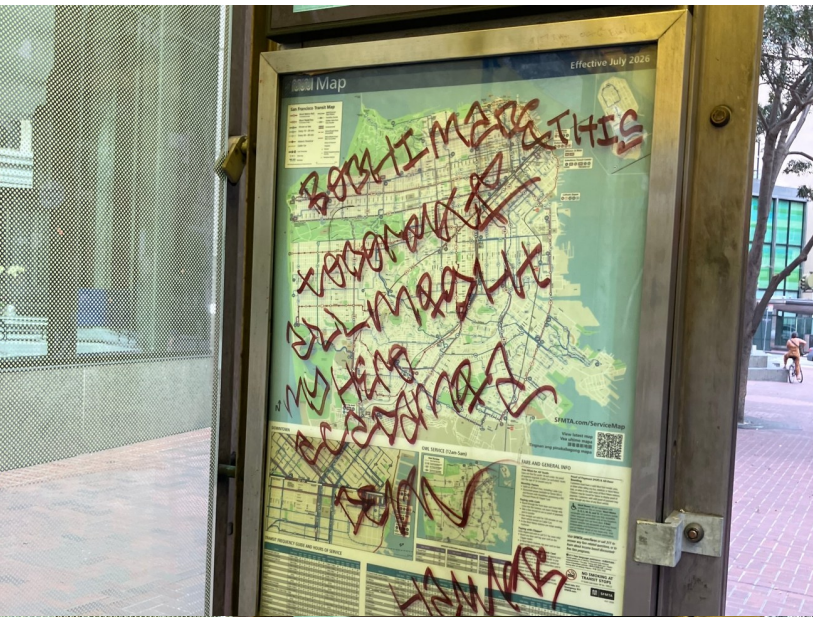







Oversized Debris (998 Tasks)













Power Washing Snapshot

313
Blocks Pressure Washed

9.78
Daily Tasks

PRESSURE WASHING TASKS	Oct 2026	Sep 2026	Monthly % Change	Oct 2025	Yearly % Change	YTD
Blocks Pressure Washed	313	302	4%	77	306%	2,120





Request for Services

1

Total 311 Requests Completed by Downtown SF

0

Total Cleaning Tasks Escalated to 311

34

Cleaning Incidents Reported to Downtown SF Partnership Dispatch

34

Quality of Life Incidents Reported to Downtown SF Partnership Dispatch

1.09 Hours

Cleaning Response Time

2.70 Hours

Graffiti Removal Request Response Time



915
Sit/Lie Advisements

150
Quality of Life Observations

7
Drug Activity Observations

Safety & Quality of Life Incidents	Oct 2026	Sep 2026	Monthly % Change	Oct 2025	Yearly % Change	YTD
Drug Activity	7	6	17%	12	-42%	66
Sit/Lie Violations	915	726	26%	603	52%	9,972
Quality of Life	150	77	95%	57	163%	1,587

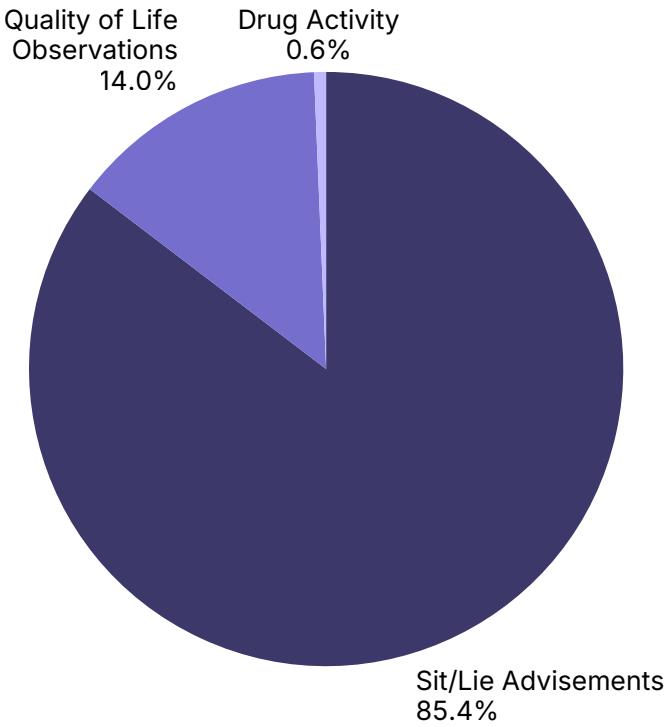

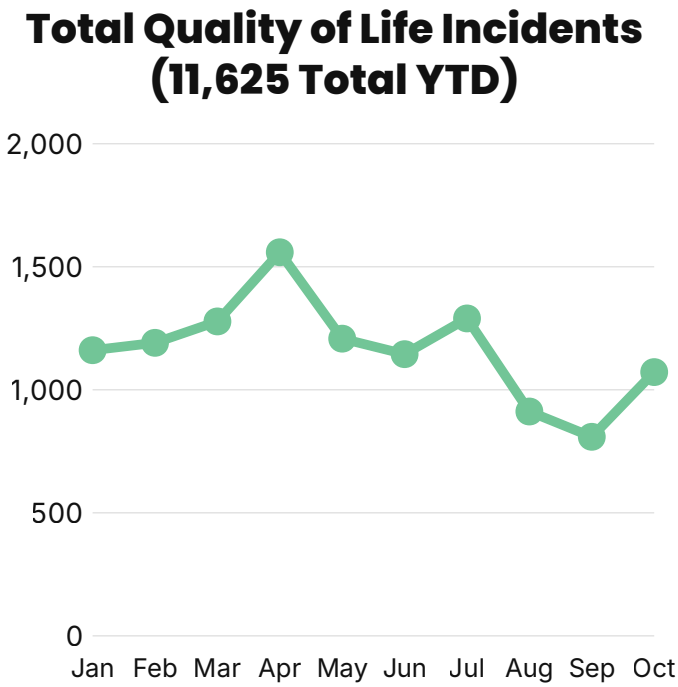

Community Engagement

135,636
Interactions

3,695
Directions

1,464
Business Checks

Community Engagement	Oct 2026	Sep 2026	Monthly % Change	Oct 2025	Yearly % Change	YTD
Business Checks	1,464	953	54%	644	127%	7,402
Directions	3,695	1,791	106%	3,941	-6%	26,504
Interactions	135,636	194,575	-30%	77,606	75%	1,392,685





Market Street Safety Corridor Program Stats

120,101
Interactions

2,904
Directions Provided

422
Sit/Lie Violations

Quality of Life Stats

Safety & Quality of Life Incidents	Oct 2026	Sep 2026	Monthly % Change	Oct 2025	Year-over-Year	YTD
Open Drug Use	4	3	33%	5	-20%	61
Sit/Lie Violations	422	326	29%	54	681%	2,678
Quality Of Life (or Wellness Check)	75	65	15%	401	-81%	972

Community Engagement Stats

Community Engagement	Oct 2026	Sep 2026	Monthly % Change	Oct 2025	Year-over-Year	YTD
Directions Provided	2,904	1,254	132%	1,445	101%	17,056
Interactions	120,101	183,852	-35%	63,635	89%	1,280,320
311 or SFPD Non-Emergency Calls	4	1	300%	3	33%	39
911 Calls	10	1	900%	22	-55%	55

Market Street Safety Corridor Program Stats

120,101
Interactions

2,904
Directions Provided

422
Sit/Lie Violations

The Market Street Ambassador Program is a public-private initiative designed to improve safety and the commuter experience at key downtown San Francisco transit hubs. Launched as a proof of concept in Summer 2025 at Embarcadero and Montgomery Stations, the program combines coordinated public safety deployments (SFPD, BART Police, SF Sheriff, and SFFD), private-sector-funded ambassadors stationed at street-level entrances, enhanced cleaning by city and community partners, and on-site outreach by homeless and crisis response teams.

Operating weekdays during peak hours, the initiative focuses on de-escalation, wayfinding, and improving overall conditions around BART/MUNI entrances and the Market Street Corridor.



Total Quality of Life Incidents (501)

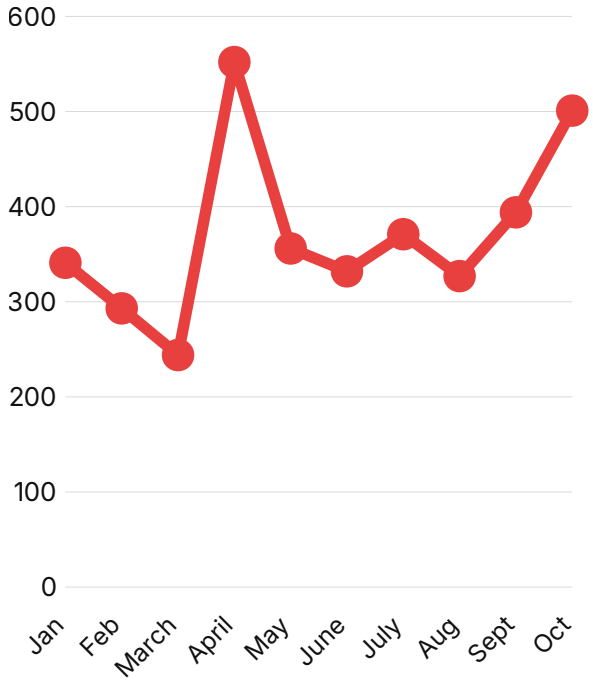



EMPLOYEE OF THE MONTH

CHRIS HOFFMAN

Congratulations to Chris Hoffman, our Ambassador of the Month! As a Hospitality Ambassador with our Clean & Safe Program, Chris consistently demonstrates professionalism, dedication, and a positive attitude.

His commitment to providing excellent customer service, assisting visitors and businesses, and helping create a welcoming environment throughout the district does not go unnoticed. Chris takes pride in his work and represents our program with excellence.

Thank you, Chris, for your hard work and continued dedication!

Definitions

Aggressive Panhandling

Panhandling while making unwanted physical contact, following, making repeated requests, yelling, or blocking the path of passers-by.

Assault

Assault according to state and federal law, witnessed by an ambassador.

Business Checks

Contact with a merchant or property owner to either: A) Conduct periodic visits to merchants to provide materials and check in on businesses, or B) Respond to a merchant request for service.

Directions

Directions provided by Ambassadors to any person requesting information.

Interaction

Any contact with a person who may be experiencing homelessness.

Noise/Disturbance

Individuals behaving in a verbally threatening or aggressive manner towards unwilling recipients, such as yelling at, threatening, or slandering in public.

Public Intoxication

Individual(s) that is/are publicly intoxicated, as determined by law enforcement on the scene.

Referrals Made

Referral to service provider for clothing, food or shelter.

Sit/Lie Violations

Restricts sitting or lying on sidewalks citywide 7 AM - 11 PM (City and County of San Francisco Proposition L Ordinance).

Trespassing

San Francisco Municipal Police Code Section 25 provides that no person shall willfully remain upon any private property or business premises after being notified to leave by the owner.

Vandalism

Destruction or defacing of public or private property.

Wellness Checks

Verbal or visual check to ensure an individual's safety and well-being.



Request Services

Email: **service@downtownSF.org**

Visit: **DowntownSF.org/request-services**

Call Dispatch: **415-829-3878**

Hours of Operation: **6 AM - 8 PM Daily**

Sign Up for Newsletter at **DowntownSF.org**

DOWNTOWN SF
PARTNERSHIP

Powered by

Jia