



Little Italy Association of San Diego - Board of Directors Meeting
Tuesday, February 1, 2022 at 8:30 am
Zoom Virtual Meeting: <https://us02web.zoom.us/j/86336832847>
or call 1-669-900-6833 / Meeting ID: 863 3683 2847 / Password: 3898

AGENDA

1) Zoom Meeting Protocol & Introductions / Steve Galasso, President

All participants will be put on mute during the topic presentation and then the moderator will unmute the microphones to take comments/feedback. Please keep comments directed to the topic being discussed.

2) Approval of AB361 Continuing Virtual Meetings

Action Item

3) Minutes of the December 6, 2021 Board Meeting

Action Item

4) Non-Agenda: Public Comment & Announcements

5) Committee Reports

Organization Committee / Steve Galasso

- a. Status of Sidewalk Vending Ordinance
- b. Proposal for Wakefield Development on India Street
- c. Outdoor Structure Roof Removal Timeline
- d. Update on SDOG vs. San Diego's BIDs – Signed Settlement
- e. Amici Park Redesign – Pending
- f. County of San Diego Redistricting – Supervisor Terra Lawson-Reemer (District 3)
- g. Get-or-Give Recap, Self Reporting Reminder & Board Attendance / Chris
- h. Next Meeting: **TBA**

Finance Committee / Bryan Thompson

- a. YTD Financial Report / Jeri Keiller & Bryan Thompson **Action Item**
- b. FY22 Budget Adjustments / Jeri Keiller **Action Item**
- c. Preparing FY23 BID, MAD & Parking District Budgets
- d. Next Meeting: **Friday, February 18, 2022 at 9:00am**
Visit: <https://us02web.zoom.us/j/85956098423> or
Call: 1-669-900-6833 / Meeting ID: 859 5609 8423
Password: 3898

District Identity & Streetscape Improvement (DISI) Committee / Perry Meyer

- a. Olive Creative Strategies Report
- b. Little Italy Mercato (Saturdays & Wednesdays) / Catt White
- c. Christmas Tree Lighting – Results
- d. San Diego Hospitality Associates Tours – Update
- e. Next Meeting: **Friday, February 4, 2022 at 9:00am**
Visit: <https://us02web.zoom.us/j/83003333549> or
Call: 1-669-900-6833 / Meeting ID: 830 0333 3549
Password: 3898

Neighborhood Advisory Committee (NAC) / Jeri Keiller

- a. Off-Duty Officers – Update
- b. Rescue Mission Unhoused Citizens Program – Update

Parking & Mobility Committee / Luke Vinci

- a. Columbia & Remaining Streets Parking Conversions – Update

6) Community Reports

SDPD, City Attorney's Office, Senator Atkins' Office, Assemblyman Ward's Office, Supervisor Fletcher's Office, Mayor Gloria's Office, Councilmember Whitburn's Office, Our Lady of the Rosary, Washington Elementary School, Convivio and DCPC.

7) Other

- 8) Next Meeting:** Tuesday, March 1, 2022 at 8:30 am. location to be determined
Visit: <https://us02web.zoom.us/j/81754825757> or
Call: 1-669-900-6833 / Meeting ID: 817 5482 5757
Password: 3898

9) Adjournment*Action Item*

THE BROWN ACT: Government Code 54950 (The Brown Act) requires that a brief description of each item to be transacted or discussed be posted at least 72 hours prior to a regular meeting. The Corporation posts all Board and Committee agendas at 2210 Columbia Street, San Diego, CA 92101 and the LIA website. Action may not be taken on items not identified as such and posted on the agenda. Meeting facilities may be accessible to persons with disabilities. If you require special assistance to participate in the meeting, notify Chris Gomez at 619 233-3898 at least 48-hours prior to the meeting. **FACE COVERING REQUIREMENTS:** [New guidance regarding face coverings were released on July 27th](#) due to the Delta variant and increased cases in San Diego. "The County is following the Centers for Disease Control and Prevention's guidance that recommends everyone wear a face covering in indoor public settings, whether you've been vaccinated or not."

AB 361 Overview
9/30/2021

On September 16, 2021, AB 361 was adopted on an urgency basis (AB 361, section 9) meaning it has immediate effect. Shortly thereafter, Governor Newsome issued an executive order delaying implementation until October 1. After October 1 and through January 1, 2024 (when the bill sunsets), bodies subject to the Brown Act can continue to meet electronically (without the need to allow the public to participate from a physical location) after making specific findings and subject to added requirements.

Findings

A body subject to the Brown Act may continue to meet virtually when:

- 1) **it is meeting during a proclaimed state of emergency AND**
- 2) **either: state or local officials have imposed or recommended measures to promote social distancing OR the body is meeting to determine or has determined by majority vote, whether as a result of the emergency, meeting in person would present imminent risks to the health or safety of attendees.**

Thereafter, at least every 30 days the body must make the following findings by majority vote:

- (A) The legislative body has reconsidered the circumstances of the state of emergency.
- (B) Any of the following circumstances exist:
 - (i) The state of emergency continues to directly impact the ability of the members to meet safely in person.
 - (ii) State or local officials continue to impose or recommend measures to promote social distancing

Additional Requirements

In addition to requirements established under the Governor's Executive Orders, public entities that continue to meet virtually must also:

- Allow real-time public comment; may not require public comments to be submitted in advance.
- Allow people to register (get in line) to give public comment during the entire public comment period for a given item.
- Suspend any action in the event of a service interruption. If there is a disruption (within the agency's control) that prevents broadcast of the meeting or prevents the public from providing comments, the body may not take actions until service is restored or those actions may be challenged.



Little Italy Association of San Diego - Board of Directors Meeting
Tuesday, December 7, 2021, at 8:30 am
Zoom Virtual Meeting: <https://us02web.zoom.us/j/86336832847>
or call 1-669-900-6833/Meeting ID: 863 3683 2847/Password: 3898

PRESENT Steve Galasso, Lou Palestini, Frank Stiriti, Joe Cordileone, Annette Casemero, Jeri Keiller, Danny Mocerri, Perry Meyer, Domenic Brunetto, Davis Newton, Bryan Thompson, Rich Gustafson, Pasquale Ioele, Jim DeSpensa, Jocelyn Marcus, Sandi Cottrell, Catt White, Ryan Blum, Joey Busalacchi, Lee Scrivner, Tom Zolezzi, Dino Cresci, Mary Elizabeth Novell (Rep. for Father Joe), Jack Pecoraro

EXCUSED Melanie Dellas, Diana Casey, Luke Vinci, Charlie Coradino

UNEXCUSED Juan Núñez

GUESTS Assemblymember Chris Ward, Christopher Gris, Carolina Chavez, Bonnie Rush, Marsha Lyon, Tyler Winslow, Susan Ranft, Joe Scaglione, Kathi Meyer, Larry Turner, Sabrina Valentina, Zina Busalacchi, Kharman Tawfiq

STAFF Marco Li Mandri, Chris Gomez, Dianne Serna De León, Rosie DeLuca, Dominic Li Mandri, Larisa Medina, Brijet Myers, Alicia Douglas

MINUTES

<i>Item</i>	<i>Discussion</i>	<i>Action Taken?</i>
1. Introductions	The meeting was called to order at 8:30 a.m. by the Chief Executive Administrator, Marco Li Mandri. Chris Gomez reviewed the Zoom meeting etiquette.	No action taken
2. Continuing Virtual Meetings Pursuant to AB 361	2. Chris stated the Board and Committee need to ratify a vote during each meeting that states that we will continue to meet via Zoom until the Board and Committees are comfortable with resuming in-person meetings.	2. Jeri Keiller moved to accept the vote to continue meeting via Zoom. Frank Stiriti seconded the motion. Unanimously approved.

3. Non-Agenda: Public Comment, Introductions and Announcements	3. Nothing to report.	3. No action taken
4. Review of November 2, 2021, Board Minutes	Minutes from November 2, 2021, were reviewed.	4. Danny Mocerri moved to accept the Board Minutes. Perry Meyer seconded the motion. Unanimously approved.
<p>5. Committee Reports <i>Org Committee / Steve Galasso;</i></p> <p>a. Skip January Board Meeting</p> <p>b. Status of Sidewalk Vending Ordinance/ Marco</p> <p>c. Proposal of Wakefield Development on India Street/ Marco</p> <p>d. Outdoor Structure Roof Removal Timeline</p>	<p>5.a. Marco stated that the Board should vote on skipping the Board of Directors Meeting in January.</p> <p>5.b. Marco stated that the City Council meeting will take place on December 14, 2021. He asked for the Board's support on the Sidewalk Vending Ordinance.</p> <p>5.c. Marco reported on the proposed Wakeland Development on India Street. The owners of the property were not aware that Wakefield intended to build transitional housing.</p> <p>5.d. Marco stated that restaurants will need to remove the roofs on their outdoor structures by January 2, 2022.</p> <p>Chris will confirm if 30-day grace period begins once the businesses receive their notice. We will circle back with those businesses who have not received notice.</p> <p>Spaces with Places will offer opportunities for</p>	<p>5.a. Danny Mocerri moved to skip the January Board meeting. Lou Palestini seconded the motion. Unanimously approved.</p> <p>5.b. No action taken</p> <p>5.c. No action taken</p> <p>5.d. No action taken</p>

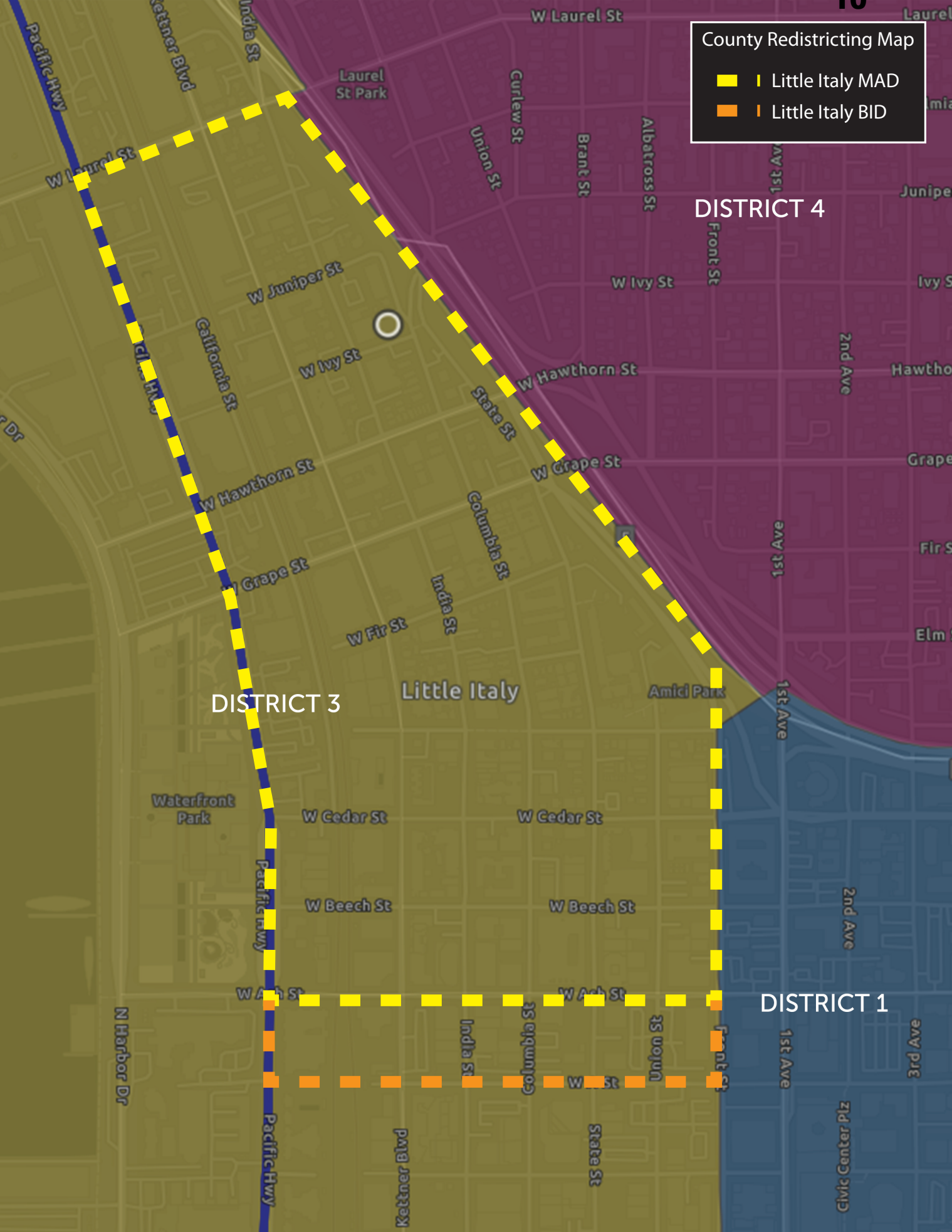
<p>e. Update on SDOG vs. the BIDs</p> <p>f. Amici Park Improvement-Update</p> <p>g. Insurance and General Benefits</p> <p>h. Board Attendance & Get-or-Give-Self Reporting Reminder/Chris Gomez</p> <p>i. Next Meeting:</p>	<p>businesses to transition their outdoor temporary spaces to permanent structures.</p> <p>5.e. Marco stated that Chris Cameron is working with attorneys representing other BIDs to come to a resolution regarding Cory Briggs lawsuit.</p> <p>5.f. Marco stated that the Amici Park Improvement project is close to being finalized. There were two concerns brought up by the City; the Park must remain public and open, and the school district has the right to take back the land if necessary. If that becomes a possibility, the City wants to know who will repay the \$3 million. The City wants assurance that this will not be an issue.</p> <p>5.g. Marco stated that LIA’s Insurance premiums have gone up again, but the General Benefit funding by the City of San Diego will also increase. This will help to offset our increased insurance premium. A summary was provided on pages 10-12 by our agent of Carriers that declined to quote our policies. This is primarily as a result of our previous trip and fall cases.</p> <p>5.h. Chris stated that the Get-or-Give YTD Summary and self-Reporting form is on page 13-14.</p> <p>5.i. The Next Meeting-TBA</p>	<p>5.e. No action taken</p> <p>5.f. No action taken</p> <p>5.g. No action taken</p> <p>5.h. No action taken</p> <p>5.i. No action taken</p>
<p><i>Finance Committee: Bryan Thompson;</i></p> <p>a. YTD Financial Report/Jeri Keiller & Bryan Thompson</p> <p>b. Next Meeting:</p>	<p>5.a. Jeri Keiller reported on the YTD financials.</p> <p>5.b. Next Meeting will be on Friday, January 14</p>	<p>5.a. Sandi Cottrell moved to accept the YTD Financial Report. Danny Mocerri seconded the motion. Unanimously approved. Jeri Keiller abstained.</p> <p>5.b. No Action taken</p>

	2022, at 9:00 a.m. Visit: https://us02web.zoom.us/j/81030117502 or call: 1-669-900-6833. Meeting ID: 810 3011 7502. Password: 3898	
Committee Reports <i>DISI Committee:</i> <i>Perry Meyer</i>		
a. Olive Creative Strategies	5.a. Larisa Medina from Olive Creative Strategies reported on Little Italy PR and social media activities.	5.a. No action taken
b. Little Italy Mercato- Saturdays & Wednesdays/ Catt White	5.b. Catt White reported on current Mercato activities. Catt gave a shout out to Alicia Douglas & Brijet Myers for their work on the Christmas Village. Catt also thanked Olive PR for marketing and promoting the Christmas Village.	5.b. No action taken
c. Little Italy Tree Lighting & Christmas Village	5.c. Marco stated that this year's Tree Lighting was the best one yet.	5.c. No action taken
d. San Diego Hospitality Associates Tour Agreement	5.d Chris stated that the agreement with San Diego Hospitality tours has been finalized and should commence in January 2022.	5.d. No action taken
e. Little Italy Venues	5.e. Chris stated that LI Venues has an event scheduled in February at the Piazza della Famiglia. More information to follow.	5.e. No action taken
f. Hanover Little Italy Discussion	5.f. Marco stated that the Hanover Apartment Building located on A Street, just outside of Little Italy, is advertising Little Italy on the top of their building. Marco would like to speak with the owner regarding a donation for the use of our name.	5.f. No action taken
g. Next Meeting	5.g. Next Meeting of the DISI Committee will be on Friday, January 7, 2021, at 9:00 a.m. Visit https://us02web.zoom.us/j/83003333549 or call: 1-669-900-6833/ Meeting ID: 830 0333 3549 Password: 3898	5.g. No action taken

<p>Neighborhood Advisory Committee (NAC)- Jeri Keiller</p> <p>a. Off-Duty Officers-Update/ Marco</p> <p>b. SD Rescue Mission Unhoused Citizens Program- Update / Marco</p>	<p>5.a. Marco gave an update on the Off-Duty Officers. They have been doing a good job; however, we will pull back if the restaurants don't want to continue utilizing them.</p> <p>5.b. Marco reported that the Rescue Mission is working with unhoused citizens in the Little Italy area seven days a week from 6:00am-12:00pm.</p>	<p>5.a. No action taken</p> <p>5.b. No action taken</p>
<p><i>Parking & Mobility Committee: Luke Vinci</i></p> <p>a. Columbia & Remaining Streets Parking Conversions- Update/ Chris</p>	<p>5.a. Chris stated that the remaining Little Italy parking conversions will be restriped for diagonal parking by an outsourced, third-party company.</p>	<p>5.a. No action taken</p>
<p>Project Review/Marco Li Mandri</p> <p>a. Civic Project (Union & W. Cedar) - Update</p>	<p>5.a. Marco gave an update on the Union and W. Cedar Project. Jonathan and Mathew Segal sent a letter stating that they would donate \$10,000 to maintain the dog park once the Civic Project is complete.</p>	<p>5.a. No action taken</p>
<p>6. Community Reports</p>	<p>6. Officer Turner stated that they are looking for the individual from the tagger photo they received.</p> <p>There a was a Municipal Code sign torn down at Amici Park. Chris will look into it and get back to Officer Turner.</p> <p>Officer Turner reported that Captain Peterson will be taking over for Captain Grubbs in Central Division.</p> <p>Assemblymember Chris Ward congratulated LIA on the Tree Lighting Event, and updated the Board on housing and homelessness, as well as new all-service low-income housing. He also thanked the Board for persevering during such a</p>	<p>6. No action taken</p>

	<p>difficult year.</p> <p>Carolina Chavez from Councilmember Whitburn's office provided the Board with an update of projects and issues that the Councilmember is working on</p>	
7. Other	7. Father Joe wished everyone a Merry Christmas. He thanked LIA for a successful Tree Lighting event.	7. No action taken
8. Next Meeting	<p>8. The next Board meeting will be on Tuesday, February 1, 2022, at 8:30am.</p> <p>https://us02web.zoom.us/j/81754825757 or call: 1-669-900-6833/Meeting ID: 817 5482 5757 Password: 3898</p>	8. No action taken
9. Adjournment	10. Meeting Adjourned.	10. No action taken

Minutes taken by Dianne T. Serna De León, Staff



County Redistricting Map

- Little Italy MAD
- Little Italy BID

DISTRICT 4

DISTRICT 3

DISTRICT 1

Little Italy

Amici Park

Waterfront Park

Laurel St Park

2021 REDISTRICTING PLAN FOR THE COUNTY OF SAN DIEGO BOARD OF SUPERVISORS



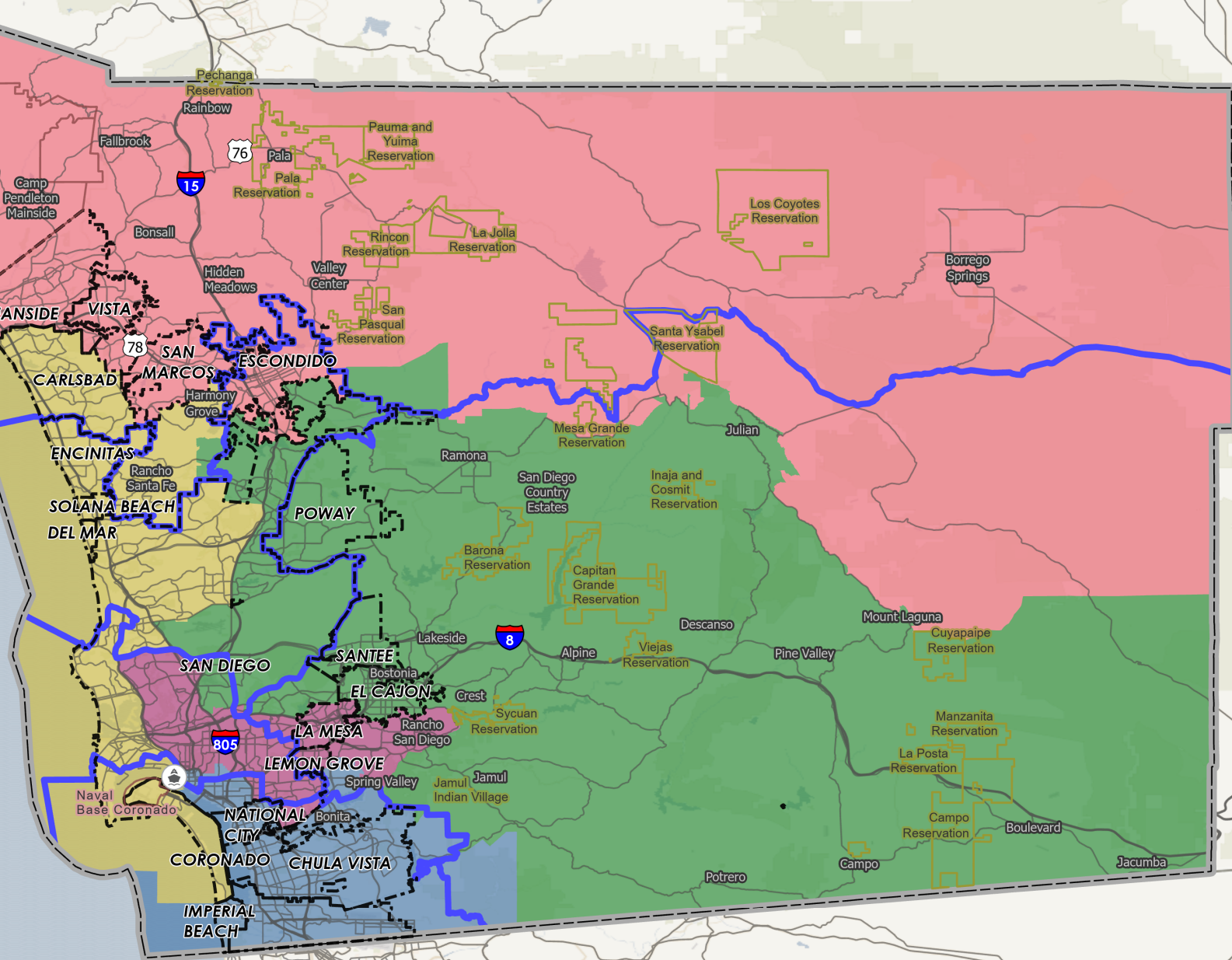
Legend

- County Boundary
- Municipal Boundary
- Indian Reservation
- Military Facility
- Supervisorial Districts (2011)
- Broadway Pier Ferry Landing

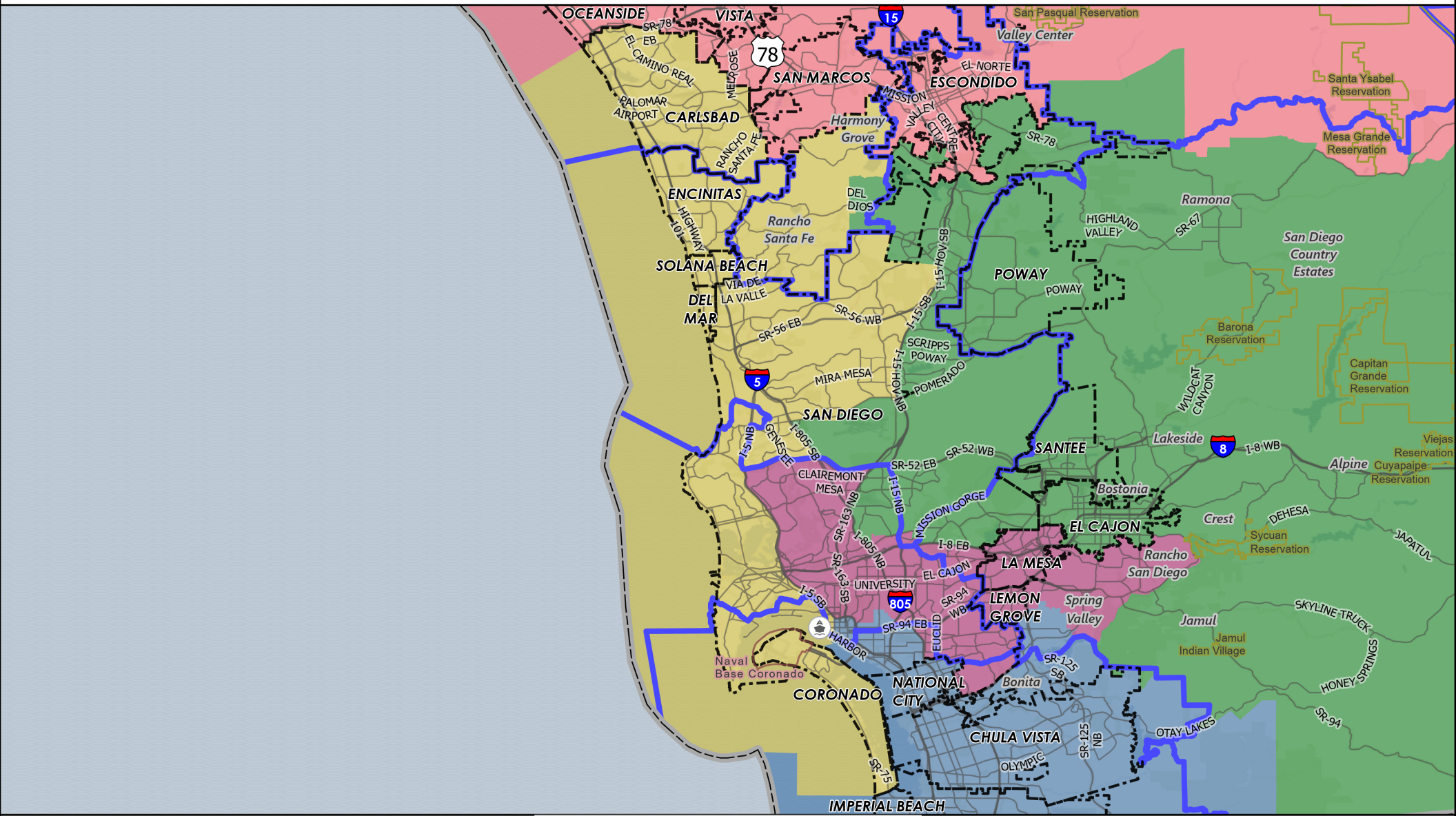
Final Working Draft Map

Supervisorial Districts

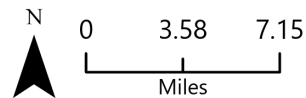
- District 1
- District 2
- District 3
- District 4
- District 5



2021 REDISTRICTING PLAN FOR THE COUNTY OF SAN DIEGO BOARD OF SUPERVISORS SUPERVISORIAL DISTRICT 3



County Boundary	2021 Redistricting Plan
Municipal Boundary	Supervisorial Districts
Indian Reservation	District 1
Military Facility	District 2
Supervisorial Districts (2011)	District 3
Broadway Pier Ferry Landing	District 4
	District 5





Equal Population Criterion

Ideal Population	660,452
Overall Deviation	8.1%
< 5.0%	5.0 - 10.0%
> 10.0%	

Total Population & Deviation per District

District ID	Total Population	Over / Under Ideal	Deviation From Ideal
1	636,367	-24,085	-3.6%
2	636,285	-24,167	-3.7%
3	663,790	3,338	0.5%
4	675,829	15,377	2.3%
5	689,991	29,539	4.5%

California Statewide Database Adjusted (incarcerated persons reallocation) 2020 Census P.L. 94-171 Redistricting Data Summary Files - Total Population.

Total Population by Race/Ethnicity per District

District ID	White	Black or African American	American Indian or Alaska Native	Asian	Native Hawaiian and Pacific Islander	Some Other Race	Two or More Races	Hispanic/Latino
1	17.2%	5.3%	0.2%	11.6%	0.4%	0.5%	3.4%	61.4%
2	57.2%	3.4%	0.6%	10.6%	0.3%	0.6%	6.1%	21.0%
3	58.7%	1.8%	0.2%	18.9%	0.2%	0.6%	6.0%	13.5%
4	38.6%	8.7%	0.3%	13.0%	0.5%	0.6%	5.1%	33.2%
5	43.3%	2.8%	0.7%	6.7%	0.5%	0.5%	4.6%	40.9%

California Statewide Database (CA SWDB) Adjusted 2020 Census P.L. 94-171 Redistricting Data - Total Population by Race and Hispanic/Latino origin.

VAP by Race/Ethnicity per District

District	White	Black or African American	American Indian or Alaska Native	Asian	Native Hawaiian and Pacific Islander	Some Other Race	Two or More Races	Hispanic/Latino
1	19.7%	5.6%	0.3%	12.5%	0.4%	0.4%	3.0%	58.2%
2	60.7%	3.4%	0.5%	10.8%	0.4%	0.6%	4.9%	18.8%
3	61.0%	1.9%	0.2%	19.0%	0.2%	0.6%	4.7%	12.4%
4	42.0%	8.4%	0.3%	13.8%	0.5%	0.6%	4.4%	30.0%
5	47.4%	3.0%	0.7%	7.2%	0.6%	0.5%	3.9%	36.8%

CA SWDB Adjusted 2020 Census P.L. 94-171 Redistricting Data - Voting-age Population (VAP) by Race and Hispanic/Latino origin.



CVAP by Race/Ethnicity per District

District ID	White	Black or African American	American Indian or Alaska Native	Asian	Native Hawaiian and Pacific Islander	Two or More Races	Hispanic/Latino
1	24.8%	6.9%	0.2%	12.9%	0.6%	2.1%	52.5%
2	68.8%	3.4%	0.5%	8.5%	0.3%	2.9%	15.4%
3	68.8%	2.2%	0.2%	14.3%	0.3%	2.8%	11.1%
4	48.6%	10.2%	0.2%	12.0%	0.5%	3.1%	25.3%
5	56.4%	3.7%	0.9%	6.2%	0.4%	2.6%	29.6%

CA SWDB Adjusted 2015-2019 American Community Survey Citizen Voting-age Population (CVAP) by Race and Ethnicity Special Tabulation. Rounding may lead to summation of percentages not equal to 100% (+/- 1%).

Contiguity Criterion

Are all districts contiguous at more than a point or by bridge or by regular ferry service? **Yes**

Compactness Criterion

Where it does not conflict with other mandatory criteria, districts are compact such that nearby areas of population are not bypassed for more distant areas of population: **Yes**

Criteria Specific to the County of San Diego

At least three districts shall include unincorporated territory.

Number of districts that include unincorporated territory: **5**

Districts that include unincorporated territory:

District 1, District 2, District 3, District 4, District 5

Two districts must be comprised of primarily unincorporated territory.

Number of districts that are primarily unincorporated territory: **2**

Districts that are primarily unincorporated territory:

District 2, District 5

Land Area Table

District	District Area (sq mi)	Unincorporated Area (sq mi)	Percent Unincorporated Area	Incorporated Area (sq mi)	Percent Incorporated Area
District 1	175	67	38.2%	108	61.8%
District 2	1,568	1,379	88.0%	189	12.0%
District 3	231	38	16.3%	193	83.7%
District 4	101	23	22.6%	78	77.4%
District 5	2,185	2,061	94.3%	124	5.7%



Preservation of Geographic Integrity Criteria (i.e., minimize division of cities, communities of interest, etc.)

COI Category	Total # of COIs	# of COIs Preserved in Minimum Districts	% of COIs Preserved in Minimum Districts	COIs Not Preserved in Minimum # of Districts
*Community Builder spatial-submitted COIs	28	8	29%	78 Cooridor, AAPI communities, BIPOC Immigrant & Refugee Communities, BIPOC Immigrant and Refugee, BIPOC, Immigrant & Refugee, Carlsbad and North County neighbors, Elfin Forest, Harmony Grove, Eden Valley - the united rural communities., Grossmont-Mt. Helix, I live in North Encanto but a lot of our resources as in La Mesa, Lemon Grove, or in the city., Inland North County, Lakeside and unincorporated areas within the existing District 2, Magic Back Country, North Coastal: includes the cities of Carlsbad, Encinitas, Solano Beach, and Del Mar along with the unincorporated communities of Fairbank Ranch and Rancho Santa Fe., North County, North County San Diego Asian Diaspora, Ramona, South Bay, University City/La Jolla
Municipalities	18	17	94%	San Diego
Census Designated Places	39	38	97%	Rancho San Diego
Indian Reservations	19	19	100%	
Military Installations	22	21	95%	Mcas Miramar
Community Plan Areas (City of San Diego)	57	51	89%	Downtown, Kearny Mesa, Military Facilities, Reserve, Serra Mesa, University
Community Plan Areas - Representative Planning and Sponsor Groups (Non-City of San Diego)	36	26	72%	County Islands, Crest - Dehesa, Desert, Jamul, Julian, North County Metro, Ramona, San Dieguito, Spring Valley, Valle De Oro
Elementary School Districts	23	11	48%	Gen Elem Cajon Valley Union, Gen Elem Chula Vista, Gen Elem Dehesa, Gen Elem Encinitas Union, Gen Elem Escondido Union, Gen Elem Julian Union, Gen Elem La Mesa-spring Valley, Gen Elem National, Gen Elem Rancho Santa Fe, Gen Elem San Pasqual Union, Gen Elem South Bay Union, Gen Elem Spencer Valley
High School Districts	6	1	17%	High Escondido Union, High Grossmont Union, High Julian Union, High San Dieguito Union, High Sweetwater Union

County of San Diego IRC

2021 Redistricting Plan for the County of San Diego Board of Supervisors

Supervisory Districts Summary Statistics

12/11/2021 as amended 1/12/2022



COI Category	Total # of COIs	# of COIs Preserved in Minimum Districts	% of COIs Preserved in Minimum Districts	COIs Not Preserved in Minimum # of Districts
Unified School Districts	13	4	31%	Unified Carlsbad, Unified Mt Empire, Unified Oceanside, Unified Poway, Unified Ramona, Unified San Diego, Unified San Marcos, Unified Valley Center-pauma, Unified Vista
Fire Districts	13	10	77%	Rancho Santa Fe Fire Protection Dist. Of Sd County, San Marcos Fire Protection District, San Miguel Consol. Fire Protection District
Public Utility Districts	2	2	100%	
Sanitation Districts	4	3	75%	San Diego County Sanitation District L&I
Water Districts	50	41	82%	Helix Water District Land, Olivenhain Municipal Water District, Otay Water District, Rincon Del Diablo Muni Id.E (Formerly F&G), Rincon Del Diablo Muni Water Imp Dist A, Rincon Del Diablo Municipal Water District, South Bay Irrigation Land, Vallecitos Water District, Vallecitos Water Imp Dist No 6 - Sewer Service

All COI Categories, except for the Community Builder spatial-submitted COIs, are based on geographic information system data that is managed by the San Diego Geographic Information Source (SanGIS) and available from the SanGIS Regional Data Warehouse. The names of the COIs are unchanged from the SanGIS source data.

*Many Community Builder spatial depictions (polygons) of COIs are general, represent multiple COIs, or represent a single proposed supervisorial district; therefore not all polygons can be maintained undivided, even when the intent of the COI is respected. The category, COIs Not Preserved in Minimum # of Districts includes any polygon divided even minimally by a district boundary; the name of the COI (last column) is that provided by the submitter.

GOALS MET

LAST NAME	FIRST NAME	FY21 C/F	JUL '21	AUG. '21	SEP. '21	OCT. '21	NOV. '21	DEC. '21	JAN. '22	FEB. '22	MAR. '22	APR. '22	MAY '22	JUN. '22	FY22 TOTAL	GorG RQMTS	VARIANCE	
Galasso	Steven		\$300		\$40										\$340	\$1,500	-\$1,160	Jul. MBSD Concert, Soccer Banners / Sep. Vici Casino
Mocerri	Danny							\$10,000							\$10,000	\$1,500	\$8,500	Dec. Sysco Sponsor
Palestini	Lou		\$200			\$270		\$1,000							\$1,470	\$1,500	-\$30	Jul. MBSD Concert / Oct. Columbus Banner / Dec. Torrey Pines Sponsor
Thompson	Bryan		\$200		\$350			\$350							\$900	\$1,500	-\$600	Jul. MBSD Concert / Sep. Fall Display / Dec. Winter Display
Vinci	Luke														\$0	\$1,500	-\$1,500	
Blum	Ryan				\$350			\$1,200							\$1,550	\$1,500	\$50	Sep. Fall Display / Dec. Tree Sponsor
Brunetto	Domenic		\$200												\$200	\$1,500	-\$1,300	Jul. MBSD Concert
Busalacchi	Joey		\$890					\$1,000							\$1,890	\$1,500	\$390	Jul. Soccer Banners / Dec. Tree Sponsor
Casemero	Annette	\$77	\$100												\$100	\$1,500	-\$1,323	Jul. MBSD Concert
Coradino	Charlie														\$0	\$1,500	-\$1,500	
Cordileone	Joe		\$150				\$100								\$250	\$1,500	-\$1,250	Jul. MBSD Concert, Soccer Banners / Nov. Donation
Cottrell	Sandi					\$500									\$500	\$1,500	-\$1,000	Oct. Wood Donation
Cresci	Dino														\$0	\$1,500	-\$1,500	
Dellas	Melanie														\$0	\$1,500	-\$1,500	
DeSpenza	Jim		\$250		\$350										\$600	\$1,500	-\$900	Jul. MBSD Concert, Soccer Banners / Sep. Fall Display
Gustafson	Rich														\$0	\$1,500	-\$1,500	
Ioele	Pasquale		\$250												\$250	\$1,500	-\$1,250	Jul. MBSD Concert, Soccer Banners
Keiller	Jeri	\$30	\$100		\$350			\$350							\$800	\$1,500	-\$670	Jul. MBSD Concert / Sep. Fall Display / Dec. Winter Display
Marcus	Jocelyn		\$100												\$100	\$1,500	-\$1,400	Jul. MBSD Concert
Meyer	Perry		\$100		\$1,150		\$350								\$1,600	\$1,500	\$100	Jul. MBSD Concert / Sep. Fall Display, Vici Casino / Nov. Winter Display
Newton	Davis														\$0	\$1,500	-\$1,500	
Núñez	Juan														\$0	\$1,500	-\$1,500	
Pecoraro	Jack		\$1,000												\$1,000	\$1,500	-\$500	Jul. Soccer Banners
Scrivner	Lee		\$50												\$50	\$1,500	-\$1,450	Jul. MBSD Concert
Stirti	Frank														\$5,100	\$1,500	\$7,850	Jul. MBSD Concert / Dec. Tree Sponsor
Strauss Casey	Diana	\$4,250	\$100					\$5,000							\$100	\$1,500	\$49,800	Jul. MBSD Concert
Tabigue	Father Joseph		\$250												\$250	\$1,500	-\$1,250	Jul. MBSD Concert
White	Catt														\$0	\$1,500	-\$1,500	
Zolezzi	Tom									\$5,000					\$5,000	\$1,500	\$3,500	Feb. Tree Sponsor
		\$55,557	\$4,340	\$0	\$2,590	\$770	\$450	\$18,900	\$0	\$5,000	\$0	\$0	\$0	\$0	\$32,050	\$43,500		

FY22 Board Attendance

Last Name	First Name	Position	Jul. 21	Aug. 21	Sep. 21	Oct. 21	Nov. 21	Dec. 21	Jan. 22	Feb. 22	Mar. 22	Apr. 22	May. 22	Jun. 22
Blum	Ryan	Property Director			U									
Brunetto	Domenic	Property Director			X									
Busalacchi	Joey	Business Director												
Casemero	Annette	Property Director												
Coradino	Charlie	Property Director	X	X	X	X	X	X						
Cordileone	Joe	Community at Large												
Cottrell	Sandi	Business Director												
Cresci	Dino	Property Director	X	X	U		X							
Dellas	Melanie	Community at Large	U	X				X						
DeSpenza	Jim	Property Director												
Galasso	Steven	1 - PRESIDENT				X								
Gustafson	Rich	Property Director	X											
loele	Pasquale	Property Director		X		X								
Keiller	Jeri	Property Director												
Marcus	Jocelyn	Business Director												
Meyer	Perry	Business Director												
Moceri	Danny	2 - VICE PRESIDENT												
Newton	Davis	Property Director												
Núñez	Juan	Property Director	U	U	U	U	U	U						
Palestini	Lou	3 - V.P. OF CULT. AFF.												
Pecoraro	Jack	Property Director		X			U							
Scrivner	Lee	Property Director					X							
Stiriti	Frank	Community at Large					X							
Strauss Casey	Diana	Property Director				U		X						
Tabigue	Father Joseph	Property Director		U										
Thompson	Bryan	4 - TREASURER												
Vinci	Luke	5 - SECRETARY	X					X						
White	Catt	Community at Large												
Zolezzi	Tom	Business Director	X	U			X							

X - Excused
 U - Unexcused

Bylaws: Attendance

3 Unexcused
 6 Total (Excused and Unexcused)

Little Italy Association of San Diego
Budget Overview-Revised
 July 2021 through June 2022

	BID	MAD	Maintenance Non- Assessment	Parking District	Total Programs & Operations	TOTAL
ORIGINAL BUDGET	0	-161,857.48	80,050.00	2,440.00	205,323.00	125,955.52
REVISED BUDGET	0	-172,370.00	107,543.00	2,440.00	277,517.00	215,130.00
					\$244,905 PPP2	

**LITTLE ITALY ASSOCIATION
FINANCIAL OVERVIEW
FY JULY 2021 - JUNE 2022**

BOARD MEETING DATE:	2/1/2022					
Accrual Basis Report through December 2021						
				<u>DIFFERENCE</u>	<u>YTD BUDGET</u>	<u>REVISED</u>
		<u>INCOME YTD</u>	<u>EXPENSE YTD</u>	<u>YTD</u>	<u>(NET)</u>	<u>ANNUAL</u>
						<u>BUDGET</u>
						<u>(NET)</u>
SAN DIEGO CONTRACTS						
	BID	67,625	67,263	362	215	0
	MAD₁	572,178	650,341	-78,163	-94,940	172,370
	PARKING METER₂	241,382	267,522	-26,140	-51,982	0
	TOTAL	\$881,185	\$985,126	-103,941	-\$146,707	\$172,370
<p>1. Supplemental Maintenance program: YTD Dec. net gain \$46,728. (Budget net gain YTD \$33,525. Annual revised budget net income is \$107,543)</p> <p>2. Additional Parking Program operations: YTD net income \$50,335. (Budget net income \$24,240. Annual revised net income \$2440)</p> <p>Programs and Operations: YTD net loss -\$22,326 (Budget net loss is -\$26,608. Annual budget net income is \$215,130.)</p>						
		Dec-21				
Total income for Little Italy Assn		\$1,555,226				
Total expense for Little Italy Assn		\$1,566,563				
Net expense over income		-\$11,337				
Balance Sheet						
	12/31/2021					
Checking and Savings	1,279,711	953,601				
Accounts Receivable	-9,122	274,003				
Other assets	129,809	143,690				
Total Assets	<u>1,400,398</u>	<u>1,371,294</u>				
Accounts Payable	31,586	24,521				
Advances	376,029	284,093				
Loans	425,901	414,726				
Equity	566,882	647,954				
Liabilities & Equity	<u>1,400,398</u>	<u>1,371,294</u>				



LIA Board Meeting PR Agenda Tuesday, February 1, 2022

PITCHING

Recap

- San Diego Rescue Mission Announcement
- Valentine's Day in Little Italy (Short Leads)
- Taste of Little Italy (Long Leads)
- Female-owned Business Roundup (Long Leads)

Current/Upcoming Focus

- RemedyRX Blood Drive (Long Leads)
- Valentine's Day in Little Italy (Short Leads)
- Marine Band Summer Concert (Long Leads)
- Taste of Little Italy (Long Leads)
- Female-owned Business Roundup (Short Leads)

BLOGS

Current

- San Diego Rescue Mission Partnership

Upcoming

- Valentine's Day in Little Italy

WRITING

Recap

- Valentine's Day in Little Italy (Short Leads)
- Taste of Little Italy (Long Leads)
- Female-owned Business Roundup (Long Leads)
- January Blog #1 | SD Rescue Mission Partnership
- San Diego Downtown News Jan | SD Rescue Mission Partnership
- San Diego Downtown News Feb | Celebrating Love in Little Italy
- Web Page Update #1 | Our Lady of the Rosary
- Web Page Updates #2 | Little Italy Dog Park

Upcoming

- RemedyRX Blood Drive (Long Leads)
- Marine Band Summer Concert (Long Leads)

- February Blog #1 | Valentine's Day in Little Italy
- San Diego Downtown News March | Celebrating the Women of Little Italy
- Web Page Update #1 | Washington Elementary
- Web Page Updates #2 | Waterfront Park

Social Media Statistics: January 1-27

- **Instagram**
 - Followers: **85,728 (+962)**
 - Impressions: **123K**
 - Engagements: **4.5K**
 - Engagement rate: **3.87%**
- **Facebook**
 - Fans: **90,953 (+157)**
 - Impressions: **828K**
 - Engagements: **2K**
 - Engagement rate: **6.63%**
- **Twitter**
 - Followers: **8,651 (+14)**
 - Impressions: **9.2K**
 - Engagements: **304**
 - Engagement rate: **3.31%**

Highlights


- Earned a record number of views & engagement on 1/22 Instagram Reel
 - 37.8K views & over 2K engagements
- Garnered over **960K** impressions across all platforms
- Earned over **6.8K** engagements across all platforms
- Garnered **1,133** new followers across all platforms

Upcoming

- Launching @LittleItaly.SD TikTok Channel!
- Continuing to implement new social media strategy focusing on the history, the experience and the fun. Putting a deeper focus on the community in Little Italy
- Continue sharing monthly Italian Word of the Month
- Continue engaging with our online communities

Top Performing Posts:


Top posts > Reactions



Little Italy
Jan 18, 22:01

Have you seen our abstract Mona Lisa mural turning onto southbound Interstate 5 from Grape Street? This beautiful 20' x 20' mural is based on chalk art the students of Washington Elementary STEAM Magnet School created for our 2014 FESTA! The Italian art-themed piece was rendered using "bricks" of color in

270 reactions



Little Italy
Jan 01, 16:01

Buongiorno! 🌟 With a brand new year ahead of us, the possibilities are endless for what the year may have in store. Our New Year's Resolution is to continue giving back to our tight-knit community. We hope you'll join us in continuing to support our local shops and restaurants, working to keep our community safe

138 reactions




Little Italy
Jan 10, 22:00

The History | Our iconic Little Italy sign remains one of the most-recognized landmarks in San Diego. Lit for the first time in October 2000 at the 7th Annual Little Italy FESTA!, the sign is nautically themed to represent the immigrant community who came before us with portholes at the top of the pillars, blue neon

132 reactions

Top posts > Likes



littleitalysd
Jan 01, 16:01

Buongiorno! 🌟 With a brand new year ahead of us, the possibilities are endless for what the year may have in store. Our New Year's Resolution is to continue giving back to our tight-knit community. We hope you'll join us in continuing to support our local shops and restaurants, working to keep our community safe


899 likes



littleitalysd
Jan 10, 20:00

The History | Our iconic Little Italy sign remains one of the most-recognized landmarks in San Diego. Lit for the first time in October 2000 at the 7th Annual Little Italy FESTA!, the sign is nautically themed to represent the immigrant community who came before us with portholes at the top of the pillars, blue neon

785 likes



littleitalysd
Jan 19, 00:01

Have you seen our abstract Mine-A-Lisa mural turning onto southbound Interstate 5 from Grape Street? This beautiful 20' x 20' mural is based on chalk art the students of Washington Elementary STEAM Magnet School created for our 2014 FESTA! The Italian art-themed piece was rendered using "bricks" of color in

687 likes


Top tweets > Engagement rate



@LittleItalySD
Jan 11, 00:00

Our iconic Little Italy sign remains one of the most-recognized landmarks in SD. First lit in 2000 at the 7th Annual FESTA!, the sign is nautically themed to represent the immigrant community who came before us. #LittleItalySD #SanDiego #VisitSanDiego <https://twitter.com/LittleItalySD/status/1480691017967972354/photo/1>

21 likes



@LittleItalySD
Jan 21, 17:26

There's nothing quite like sitting in the Piazza in the early morning with your fresh cappuccino, watching our neighborhood locals enjoy a card game. 🍷🍷 <https://twitter.com/LittleItalySD/status/1484578110066597893/video/1>

20 likes



@LittleItalySD
Jan 16, 18:00

Formerly known as the center of the tuna industry, #LittleItalySD has been an ethnic business & residential community since the 1920's! Today we're proud to be a modern neighborhood with Italian American and non-Italian businesses alike, that everyone in the community can enjoy.

15 likes

11:17 AM

01/28/22

Accrual Basis

Little Italy Association of San Diego
CHRISTMAS PROGRAMS Profit & Loss
 July 2021 through June 2022

	Jul '21 - Jun 22
Income	
PROGRAM INCOME	
NCA Fundraising (Sponsorships)	5,000.00
LIA Board Give or Get	18,300.00
Donation	48.25
Sponsors	7,950.00
Total PROGRAM INCOME	31,298.25
Total Income	31,298.25
Gross Profit	31,298.25
Expense	
ASSESS DIST OPERATIONAL EXP	
MAD / BID OPERATIONS	
Meals & Entertainment	105.52
Total MAD / BID OPERATIONS	105.52
Total ASSESS DIST OPERATIONAL EXP	105.52
ACCOUNTANT EXPENSE ENTRIES	
Depreciation	4,333.30
Total ACCOUNTANT EXPENSE ENTRIES	4,333.30
PROGRAM EXPENSE	
Public Relations	500.00
Entertainment	1,645.00
Equipment Rental	6,421.80
Equipment Rentals	8,286.19
Landscaping & Nursery Supplies	3,206.63
Merchant Services	21.15
Program Operations	7,713.51
Program Supplies	4,213.09
Total PROGRAM EXPENSE	32,007.37
Maintenance Personnel	
Event or Special staffing	541.12
Total Maintenance Personnel	541.12
Total Expense	36,987.31
Net Income	-5,689.06

TROLLEY TO AIRPORT FEASIBILITY STUDY

MTS Board of Directors

December 16, 2021



Regional Efforts

- MOU signed between SANDAG, City of San Diego, Airport Authority, and Port District to create regional airport transportation plan in February 2020
- SANDAG released a CEQA notice of preparation for the three project alternatives in April 2021
- At December 3 board meeting, SANDAG considered two new locations:
 - Mobility Hub at Port of San Diego site
 - New downtown location (tbd)

2020 Feasibility Study

- Feasibility Study conducted in 2019-2020 analyzed three options, based on current Trolley alignment in Little Italy:



2020 Feasibility Study

- Feasibility Study conducted in 2019-2020 analyzed three options, based on current Trolley alignment in Little Italy:



- **OPTION 1:**
Laurel Street
Elevated



2020 Feasibility Study

- Feasibility Study conducted in 2019-2020 analyzed three options, based on current Trolley alignment in Little Italy:



- **OPTION 2:** Grape and Hawthorn, underground (*SANDAG EIR Trolley alternative*)



2020 Feasibility Study

- Feasibility Study conducted in 2019-2020 analyzed three options, based on current Trolley alignment in Little Italy:



- **OPTION 3:** Hawthorn underground, no wye



2021 Feasibility Study

- Option 3 (underground, along Hawthorn Street) was seen by MTS as best option due to:
 - No airspace issues with FAA
 - Minimizes private property impacts
 - Eliminates need for grade separations
 - Lowest cost
- Contracted with Mott MacDonald to continue analysis of Option 3 and complete fatal flaw assessment of underground alignment along Hawthorn & Harbor
- Area of concentration was connection with Trolley tracks and area south of Laurel Street



2021 Feasibility Study


- **OPTION 1: Cut and Cover**



- Avoids private property impacts
- Eliminates TBM risks
- Traffic detours and sensitivity for utilities
- Impact to utilities along Pacific Highway, due to open cut

2021 Feasibility Study

- **OPTION 2: Tunnel Boring Machine, with open cut on Hawthorn**



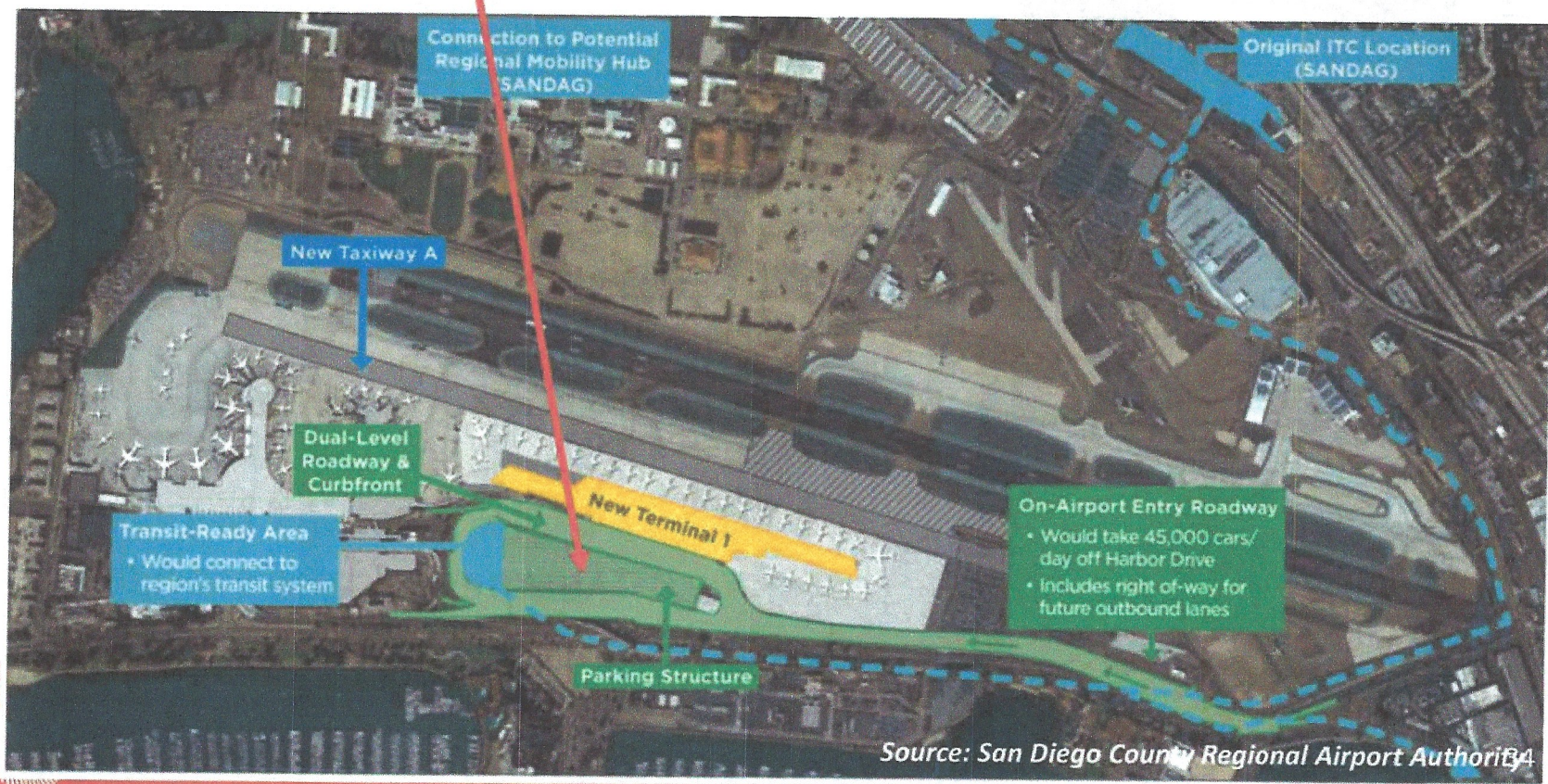
- Avoids private property impacts
- Minimizes disruption on Harbor Drive
- Potential for obstructions to impact tunneling
- Impact to utilities along Pacific Highway, due to open cut

2021 Feasibility Study

- No fatal flaws were identified
- Challenges include:
 - Underground utilities
 - Water levels
 - Water disbursement
 - Stormwater outfalls
 - Maintenance of current traffic patterns and preserving operations at Solar Turbines, Airport, and other businesses
 - Identifying funding sources
 - Stakeholders
 - Preliminary meetings at staff level with Solar Turbines, Airport Authority, and Port Authority

San Diego International Airport Terminal 1 Project

- On-airport entry roadway
- New Parking structure



2021 Feasibility Study

- No fatal flaws identified, but there are challenges / opportunities that require further analysis
- Detailed costs still being developed; high-level estimated costs are **\$1.5 billion - \$2.5 billion**
- Estimated timeline: **6-10 years**

Recommendations to the Board

- Add project, focused on connecting Trolley to south, to Capital Improvement Plan (unfunded)
- Actively pursue federal and state grants for further analysis
- Continue outreach with stakeholders

BIKE-LANE PROJECT COSTS, TIMING OFF MARK

SANDAG underestimated price tag, now \$446M; delays have hampered progress

San Diego Union-Tribune

9 Dec 2021

BY JOSHUA EMERSON SMITH



A cyclist rides through a recently built roundabout at the corner of 39th Street and Meade Avenue in Normal Heights. Street alterations such as roundabouts are used in some areas to reduce vehicle speeds.

An ambitious plan to build 70 miles of bicycle lanes and offstreet paths throughout the San Diego region is yet again facing significant delays and skyrocketing costs.

The San Diego Association of Governments — which adopted the vision in 2013 — initially estimated it could overhaul 77 miles of streets and pathways by 2023 for \$200 million.

Since then, SANDAG has indefinitely shelved 7 miles of lanes, repeatedly pushed back its timeline and seen the price tag balloon to now \$446 million.

Top officials with the transportation-planning agency took full responsibility for the delays, which have been significantly exacerbated by neighborhood opposition to the loss of on-street parking.

“The bike program, we screwed up,” SANDAG Executive Director Hasan Ikhata said in an interview Tuesday. “I don’t disagree.”

Officials said that rising construction costs and the unforeseen complexity of many of the projects has also contributed to the situation. This is the first such endeavor the agency has undertaken.

“We’re a lot smarter now than we were eight years ago,” said Sharon Humphreys, director of engineering and construction for SANDAG.

The agency now hopes to wrap up a total of 35 individual projects by 2026, such as putting the finishing touches on the Bayshore Bikeway and filling in the final sections of the 44-mile Coastal Rail Trail from downtown San Diego to Oceanside.

So far, SANDAG has completed 14 miles of bikeways and spent \$186.5 million. The agency expects to complete 11 more miles by spring, breaking ground on another 18 miles by the end of next year.

Bicycle advocates, who have bemoaned delays in the past, said they're optimistic that SANDAG's efforts are now gaining momentum.

"While I wish we were much further along, I do feel there's a renewed commitment to getting these projects done," said Andy Hanshaw, executive director of the San Diego County Bike Coalition.

As the cost of projects increased, SANDAG brought in state and federal funding to help fill the gaps. In fact, the agency now estimates it may end up spending less of its own funding — which comes from the half-cent

sales tax Transnet — than it initially anticipated.

"It's a concern that from the original \$200 million commitment they've had cost increases and delays," Hanshaw said, "but I'd also say they've done a good job of finding grants to finish up these projects."

While creating bike lanes may seem as simple as painting white stripes, SANDAG and city partners have increasingly embraced so-called protected lanes. These facilities separate riders and drivers using raised concrete or plastic bollards. The process of overhauling a street to create such lanes often involves removing dozens, sometimes hundreds, of parking spaces.

Another approach creates a buffered path for bikers by relocating car parking several feet from the curb. Such parking-protected lanes on Fourth and Fifth avenues between downtown San Diego and Hillcrest are slated to open early next year.

Where roads are too narrow for such protected lanes, SANDAG has paired paint and signage with street alterations that reduce vehicle speeds.

For example, a 6.6-mile bike route running along Mead Avenue, Georgia Street and Landis Street includes 19 traffic circles, 14 speed bumps, nine curb extensions and three raised crosswalks, as well as flashing pedestrian signs and street repairs. It also eliminates more than 200 parking spaces.

These projects have proven politically challenging. Many advocates grumbled for years about a lack of support for bike lanes at the city of San Diego, where about three-quarters of SANDAG's bike projects are located.

For example, the Hillcrest Business Association and supporters delayed for years a project called Uptown Bikeways, which included the lanes on Fourth and Fifth avenues. The group was eventually able to negotiate a redesign of several segments that limited the loss of parking.

SANDAG officials have also cited difficulty working with the city as a reason for delays.

However, that seems to be changing with Democrats now firmly in control of City Hall.

"It helps so much under (Mayor) Todd Gloria's administration to have the verbal and active support of the mayor of San Diego," said Jim Linthicum, chief of capital programs and regional services at SANDAG. "It means a lot."

Over neighborhood opposition, the city this summer opened a 2.4-mile stretch of protected bike lanes on 30th Street from Adams Avenue to Juniper Street. The project displaced roughly 450 parking spots.

Little Italy Board of Directors Get-or-Give Self-Reporting Form

Term: **2021-2022**

Board Member: _____

Month: _____

Date	Activity	Cash	In-Kind (Value)	Volunteer (Max 10/Hrs)

Staff Review: _____

Date: _____