

# Monthly Operations Report



November 2020

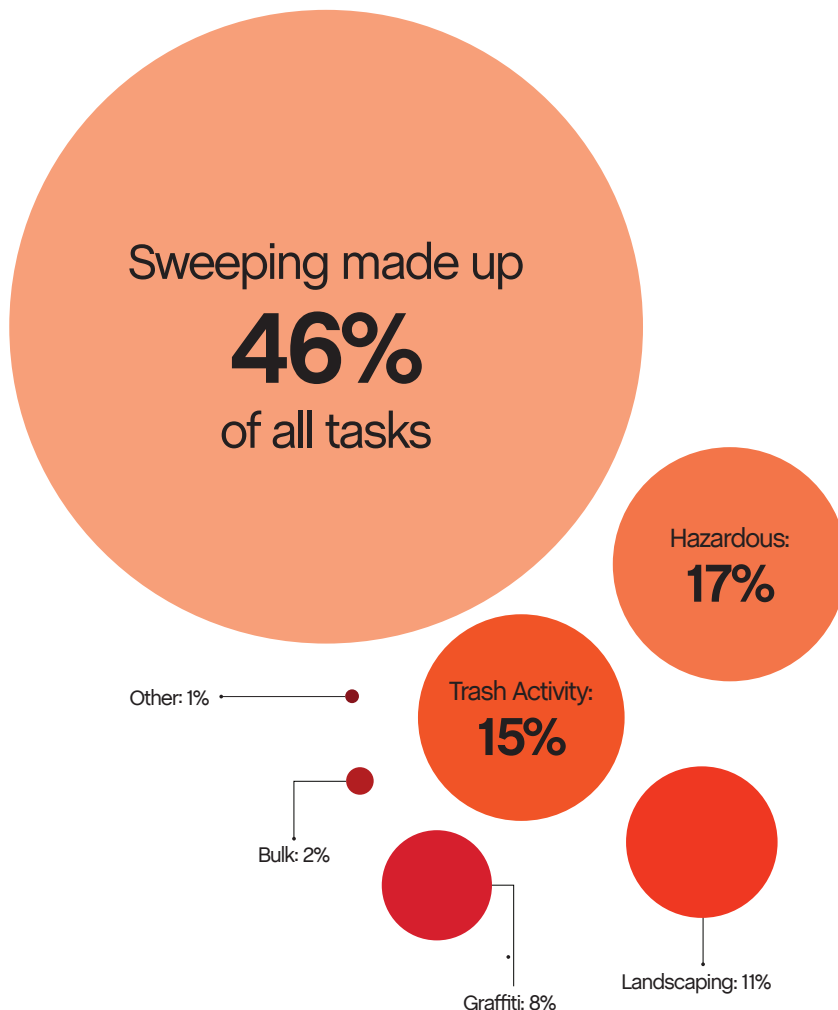
A photograph of several pumpkins, including orange and white varieties, arranged on a dark surface. The pumpkins are the central visual element of the lower half of the page.

**Jia**

# 45,550

## Total pounds of garbage removed

November's trash haul represents  
a **-10%** change from October.



# 24,144

## Total cleaning tasks completed

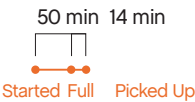
11,036 Sweeping Tasks	46%
4,150 Hazardous Tasks 3,868 Code Brown 266 Needle pickups 16 Vomit	17%
3,676 Trash Bag & Pickup Tasks	15%
2,634 Landscaping Tasks 2,152 Tree Wells 459 Weeding 23 Tree Trimmings	11%
1,876 Graffiti Tasks	8%
600 Bulk Removal Tasks	2%
172 Other 125 SF311 Outbound 5 Non-Emergency 0 911 Outbound	1%



## Major Task Timelines


### Trash Bags

Trash bags filled up in about one hour, and were picked up in 14 minutes.



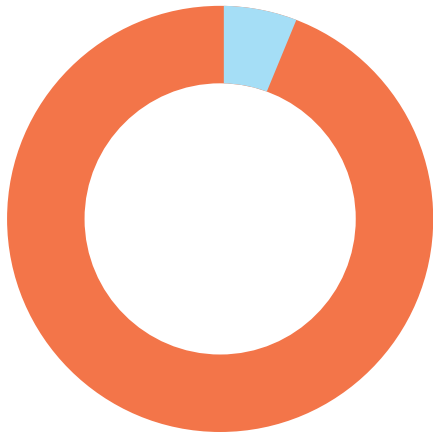
### Sweeping

Sweeping tasks were assigned in 11 hours (when inbound), and completed in about two and a half hours.



Median values are used in timeline visualizations.

## Sources



**97%** of cleaning tasks were created by SOMA West.

**3%** of tasks were inbound from SF311.

Trash activity is excluded.

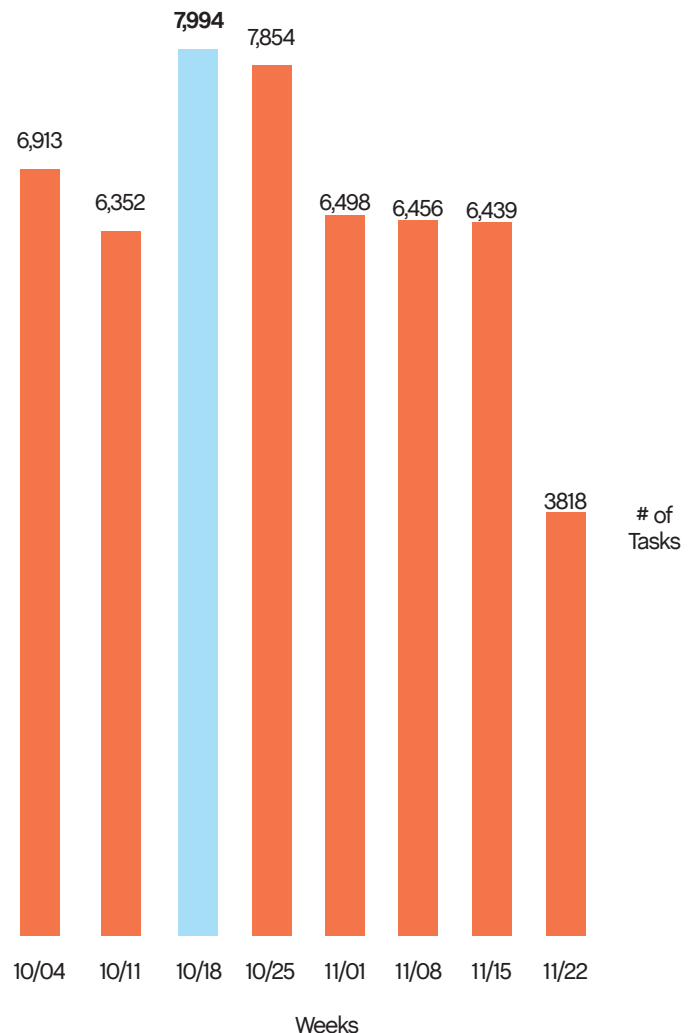
## Task Trends

### Task activity

**decreased 24%**  
month-over-month.

On average, task activity decreased by

**1,044 tasks**  
week-over-week.



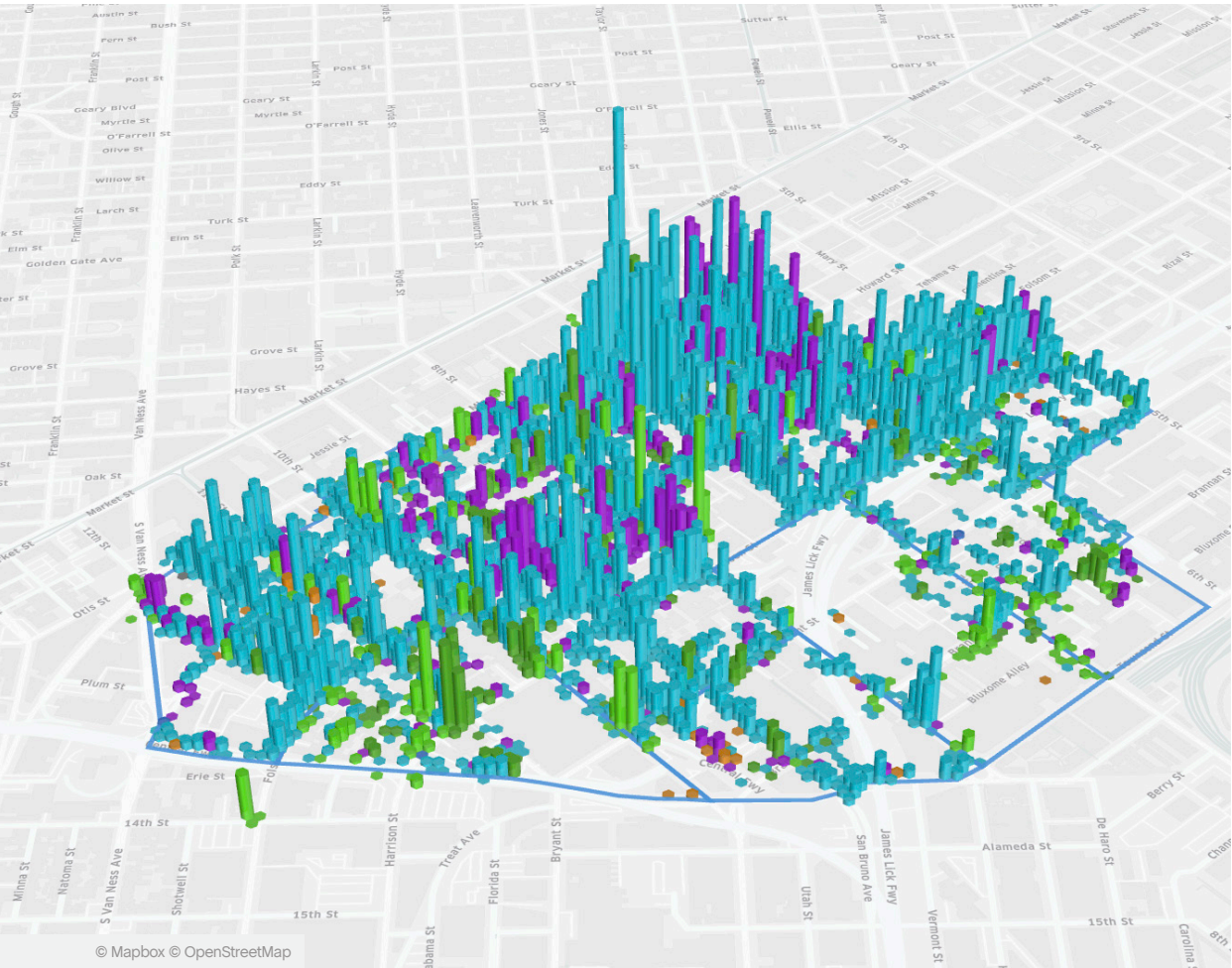


# Employee of the Month



Lawrence Barney

Lawrence was raised in San Francisco and knows the ins and outs of the City. He has been with us since we launched services in March and he's been a star ever since. Lawrence primary works in Zone 3, but he is also tasked with power washing as needed. When asked what he likes most about working with SOMA West CBD, he said "my work is very rewarding."



## Monthly Tasks Map

### Key

- Sweep
- Hazardous
- Graffiti
- Landscaping
- Bulk
- SF311 Outbound
- 911 Call
- Non-Emergency


Trash activity is excluded.



District Sweeping



Bulk Collection



District Sweeping



Bulk Collection



Graffiti



Bulk Collection



Graffiti



Landscaping



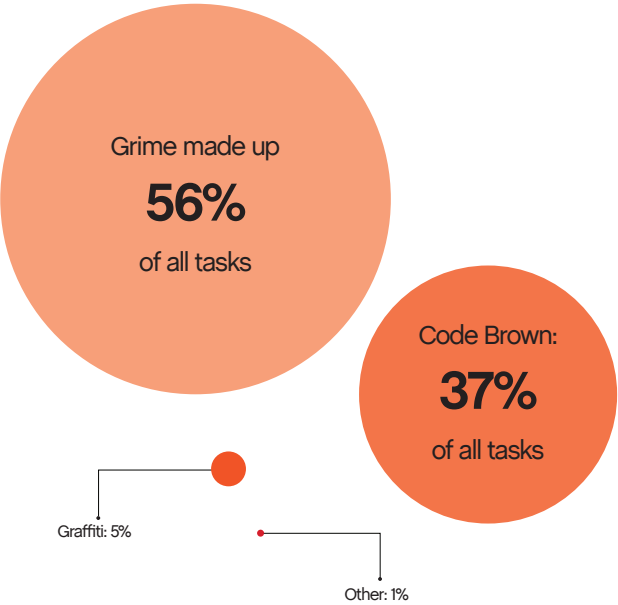
Graffiti



Hazardous Waste







# 91

Total Power Washing tasks completed

51 Grime Tasks	56%
34 Code Brown Tasks	37%
5 Graffiti	5%
1 Other	1%



59

Total Outreach cases addressed

59 Encampment Cases	100%
0 Needles Pickups / Transfers	0%
0 Drugs Cases	0%
0 Mental Health Cases	0%



100%

of cases addressed were inbound from SF311.

0% of addressed cases were created by SOMA West.

In order to be considered addressed, a case must have been completed on Jia's platform.







Powered by Jia