

Monthly Operations Report



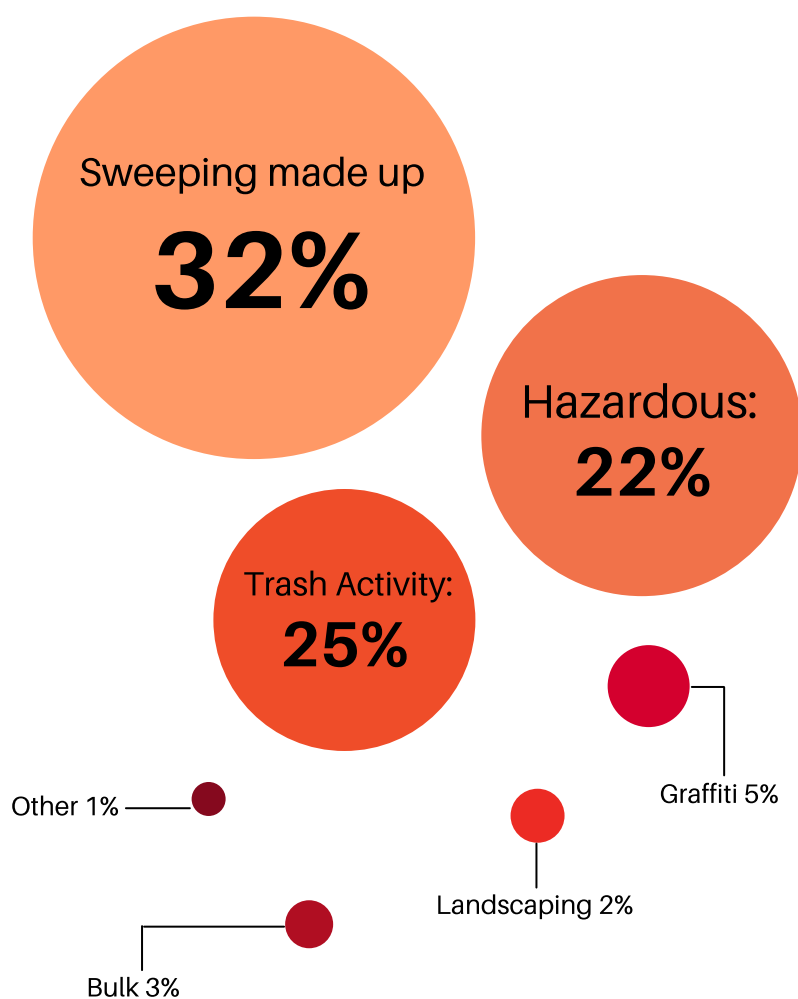
November 2021



61,250

Total pounds of garbage removed

September's trash haul
represents a **1.0%** change from
October 2021.



15,155

Total cleaning tasks completed

4,950 Sweeping Tasks	32%
3,975 Hazardous Tasks	22%
3,824 Code Brown	
5 Vomit	
10 Needle pickup	
592 Misc Hazardous	
4,544 Trash Bag & Pickup Tasks	25%
501 Landscaping Tasks	2%
612 Tree Wells	
1026 Weeding	
48 Tree Trimmings	
934 Graffiti Tasks	5%
573 Bulk Removal Tasks	3%
219 Other	1%
46 SF 311 Outbound	
140 Dog Stations	
33 Pressure Wash	

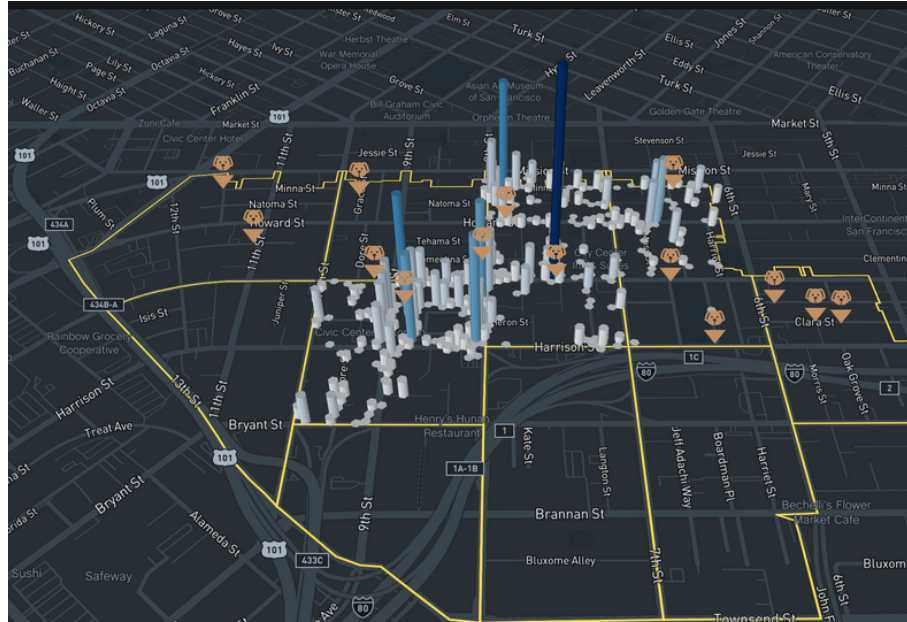
Employee of the Month



Woodrow Blake



November's Employee of the Month is Woodrow Blake. Woodrow works on the night team from 6:00 pm to 2:00 am, covering the southern part of the SOMA West district in zones 1-4 and 9&10. Woodrow is a valuable asset to our organization and the neighborhood, particularly our district's nightlife business community, helping to escort folks safely to their next destination in the late evenings. Recently, he stopped an arsonist from starting a fire and has prevented several car burglaries. His upbeat attitude brings a smile to all those that encounter him. Congratulations, Woodrow! We are lucky to have you on our team.



Monthly Task Map



Coverage

This map shows all areas SOMA's cleaning team covered during the month

Key

- Sweep
- Hazardous
- Graffiti
- Landscaping
- Bulk
- SF311 Outbound
- 911 Call
- Non-Emergency

Trash activity is excluded.

District Sweeping




Bulk Collection



District Sweeping



Bulk Collection



District Sweeping



Bulk Collection

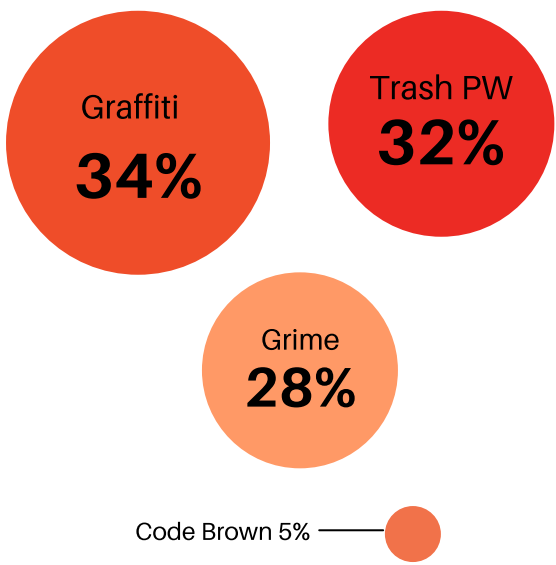


Graffiti



Landscaping

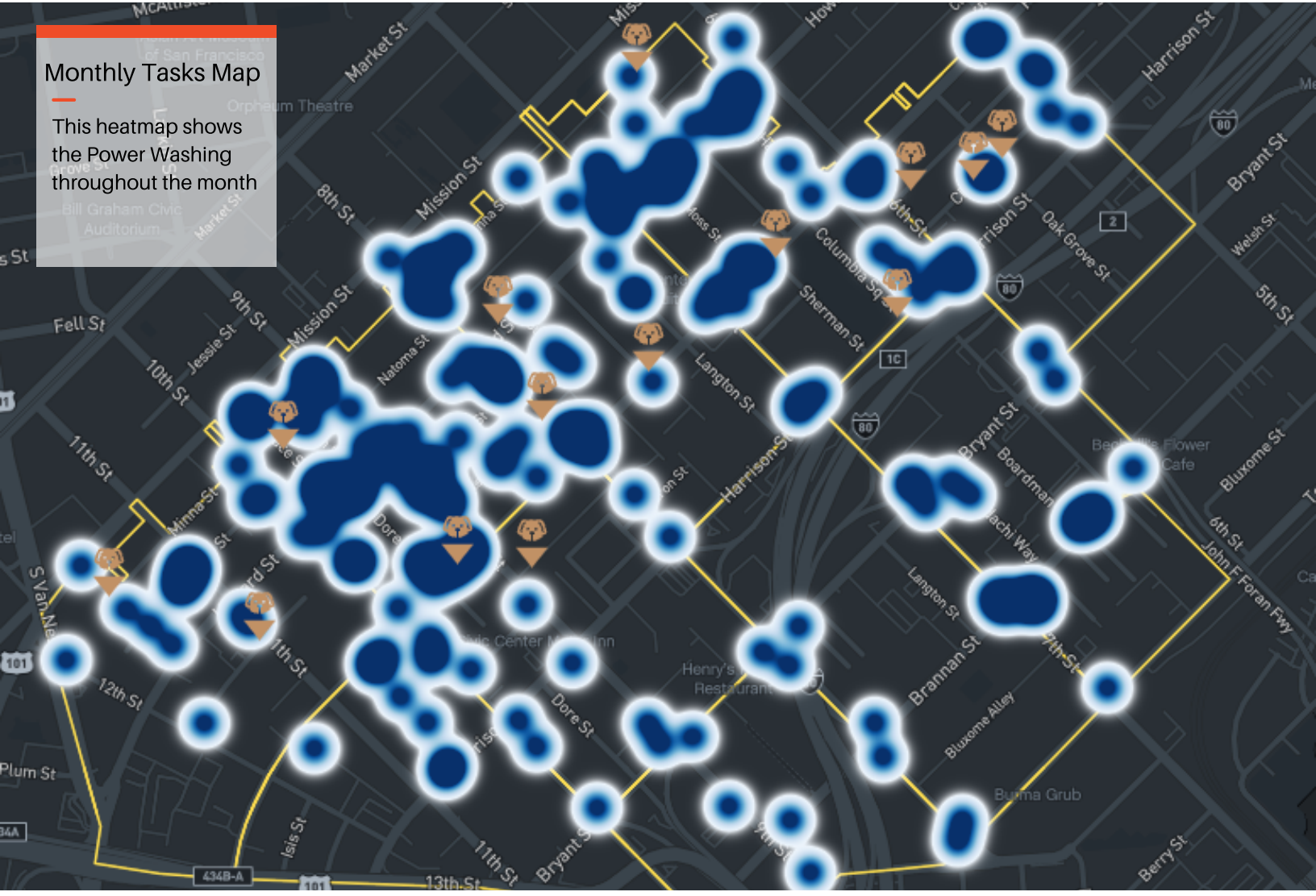




267

Total Power Washing Tasks completed

76 Grime Tasks	28%
14 Code Brown Tasks	5%
92 Graffiti Tasks	34%
85 Trash Tasks	32%



47

Total outreach cases addressed

45 Encampment Cases	97%
1 Drug Cases	1%
1 Mental Health Cases	0%
Needle pickups	2%

Monthly Encampment Map

Here, we're highlighting encampment counts and trends throughout the district.



