

Monthly Operations Report



May 2022

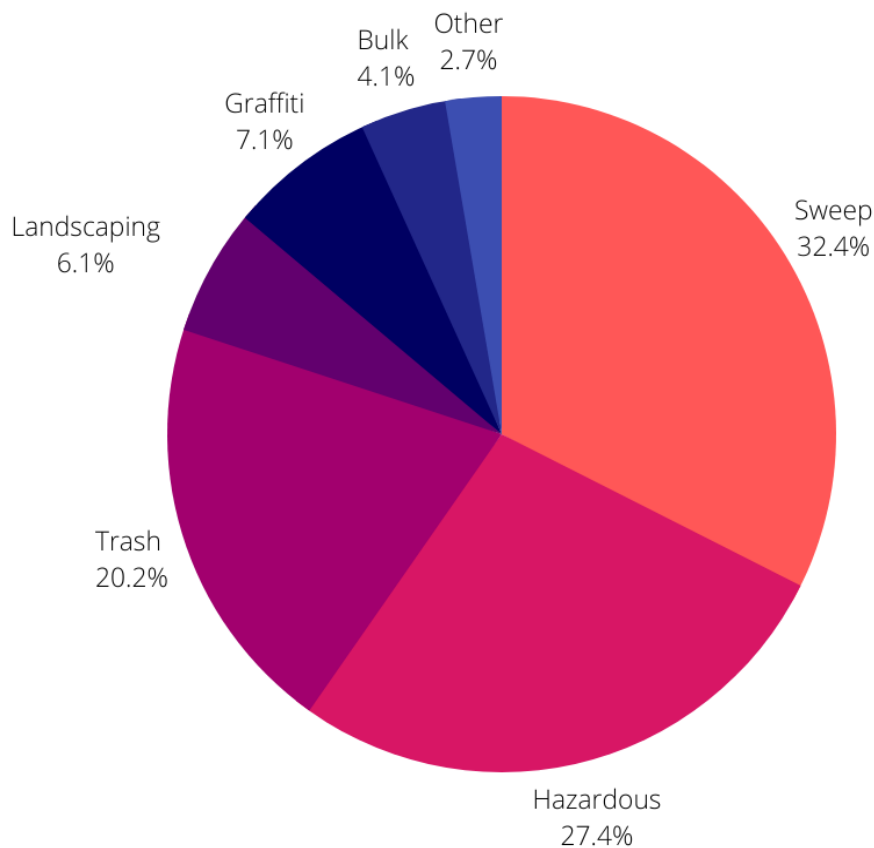
An abstract mural on a wall, featuring a large, stylized face with a red nose and lips, and a pink background. The face is composed of geometric shapes and lines. The mural is made of paper and is pinned to the wall with a silver clip. The text "Can Mucho Amor" is written in red at the bottom left of the mural.

Jia

74,975

Total pounds of garbage removed

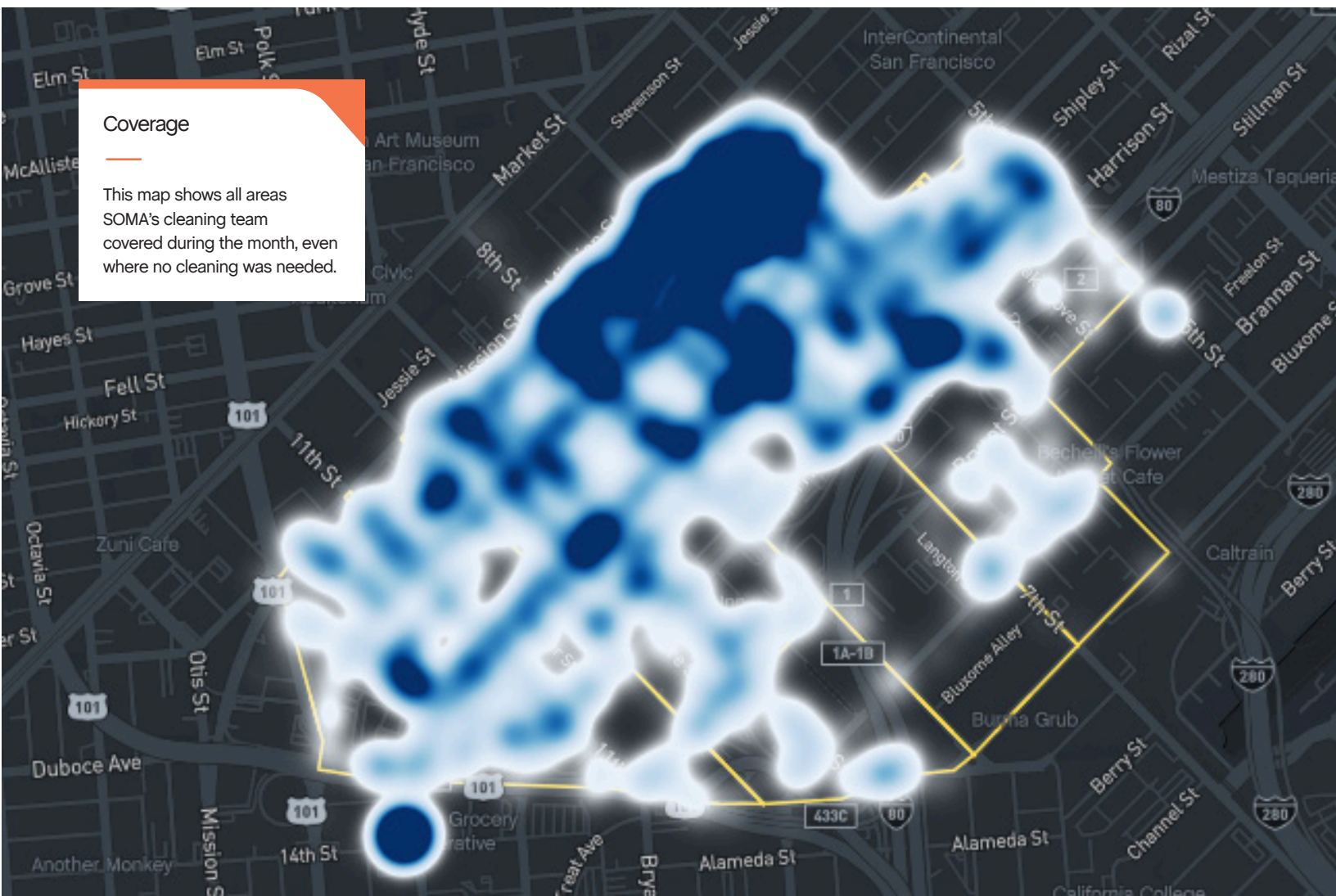
April's trash haul represents a **+7.2%** change from April 2022



20,110

Total cleaning tasks completed

| | |
|--------------------------------|-----|
| 5,451 Sweeping Tasks | 32% |
| 4,604 Hazardous Tasks | 27% |
| 4,637 Trash Bag & Pickup Tasks | 20% |
| 697 Landscaping Tasks | 6% |
| 1,192 Graffiti Tasks | 7% |
| 697 Bulk Removal Tasks | 4% |
| 263 Other | 3% |



© Mapbox © OpenStreetMap

Major Task Timelines

Trash Bags

Trash Bags were filled and picked up in 55 minutes

Sweeping

On average, Sweeping Tasks were completed in 24 minutes



Sources

99% of cleaning tasks were created by SOMA West.

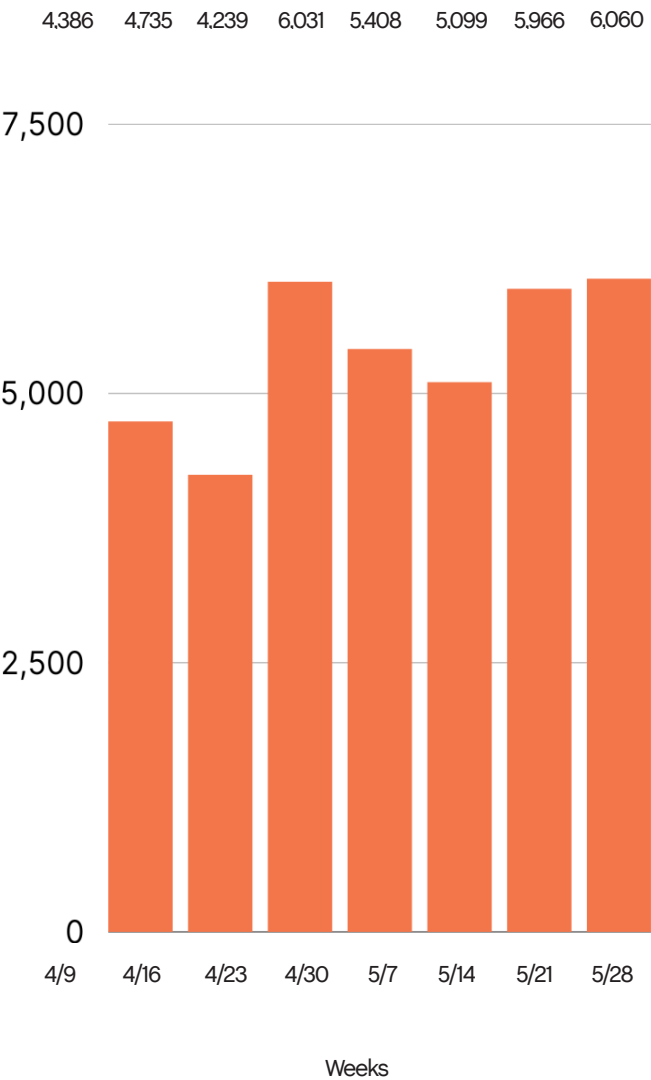
1% of tasks were inbound from SF311.

Trash activity is excluded.

Task Trends

Task activity

increased 3% month-over-month.



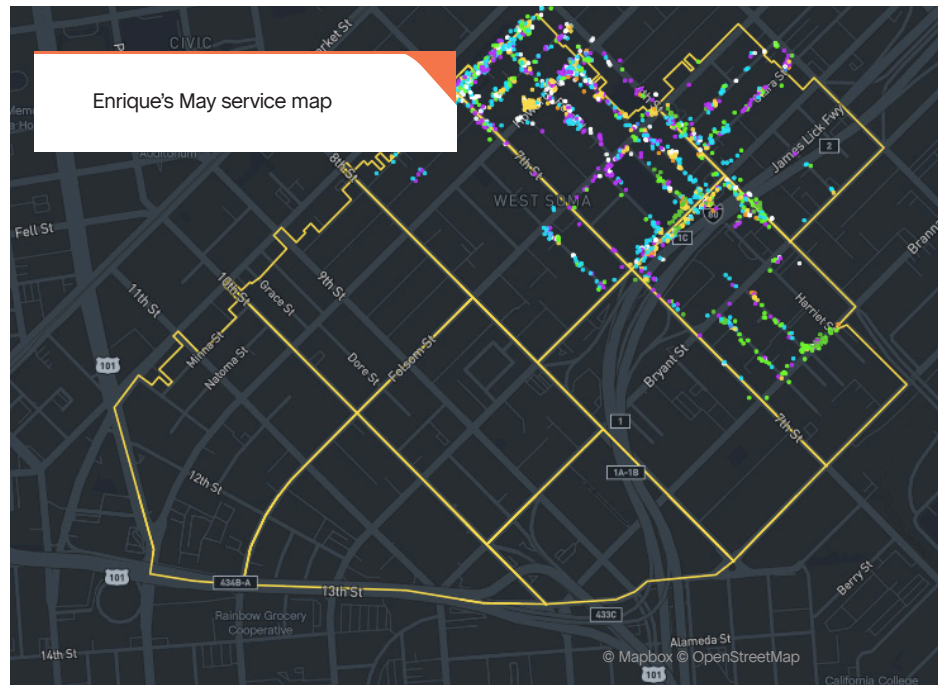
Employee of the Month



Enrique Cervantes



May 2022's employee of the month is Enrique Cervantes. Enrique is consistently one of our most dedicated employees - he comes in consistently in the top three of our task leaders. While he may seem quiet to those who don't know him well, his kind personality comes through to his SWCBD team, which boosts morale each day. Enrique is one of our youngest ambassadors and has a bright future ahead of him. We're grateful for his hard work and optimistic presence!










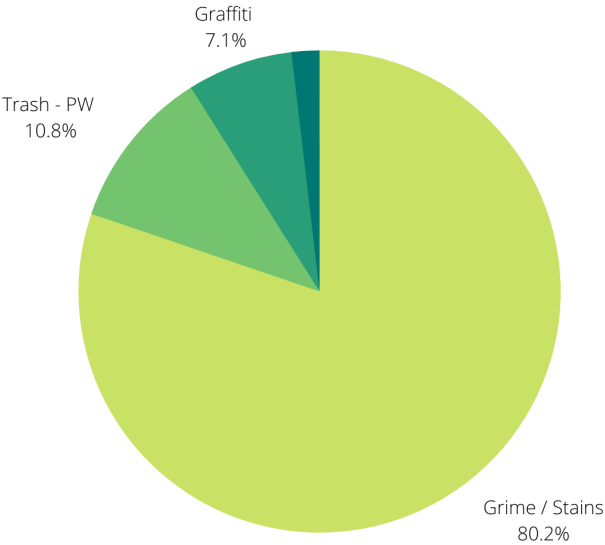
Monthly Tasks Map

Key

- Sweep
- Hazardous
- Graffiti
- Landscaping
- Bulk
- SF311 Outbound
- 911 Call
- Non-Emergency

Trash activity is excluded.





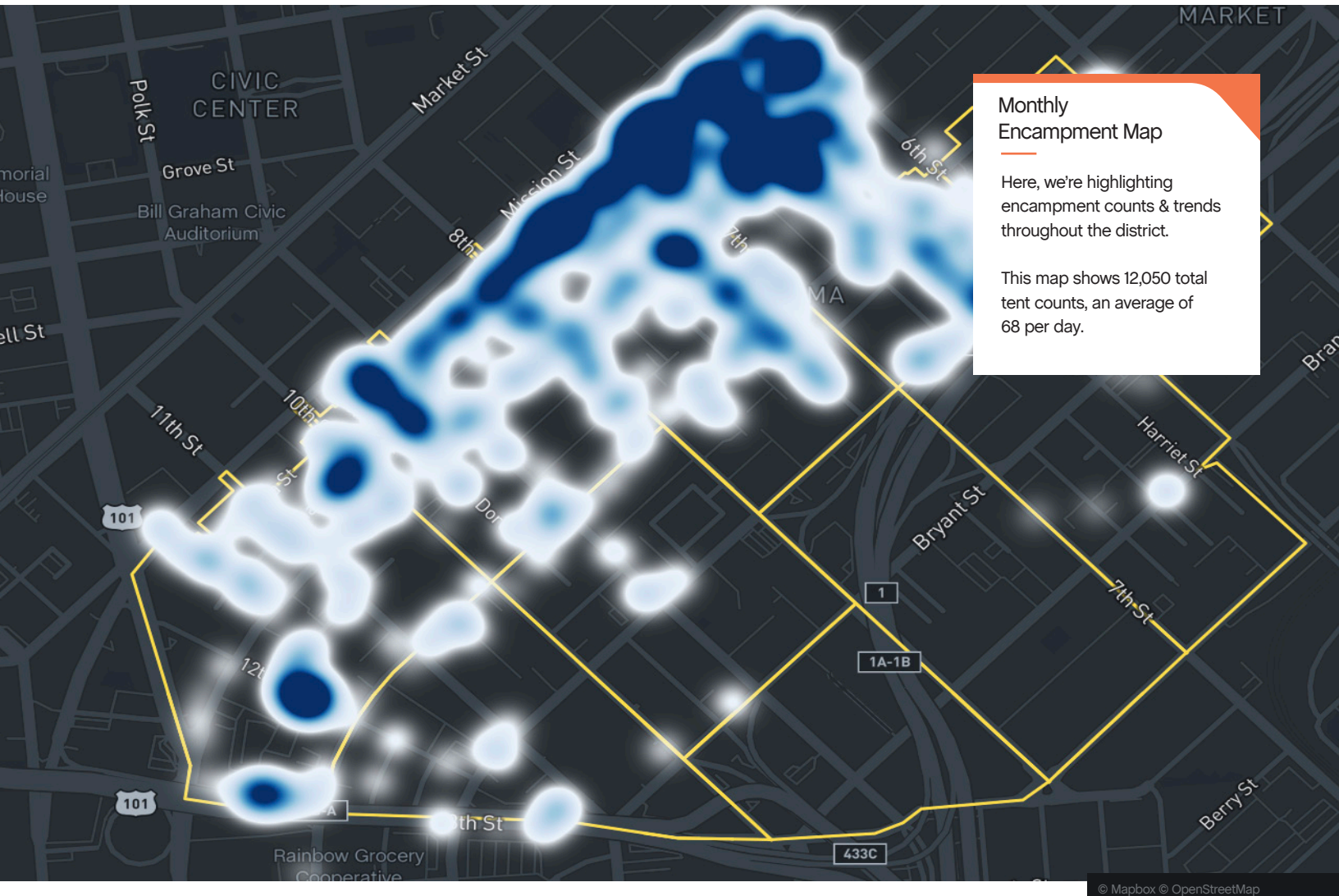
268
Total Power Washing
tasks completed

| | |
|--------------------|-----|
| 215 Grime Tasks | 80% |
| 5 Code Brown Tasks | 2% |
| 19 Graffiti | 7% |
| 29 Trash - PW | 11% |



124

Total Outreach cases addressed





Powered by Jia