

# Monthly Operations Report



December 2022

A vibrant mural on a wall, featuring a large, detailed red rose in the foreground. Behind the rose, a small, light-colored dog is visible, looking towards the left. The background of the mural includes a brick wall and some green foliage. The overall style is painterly and colorful.

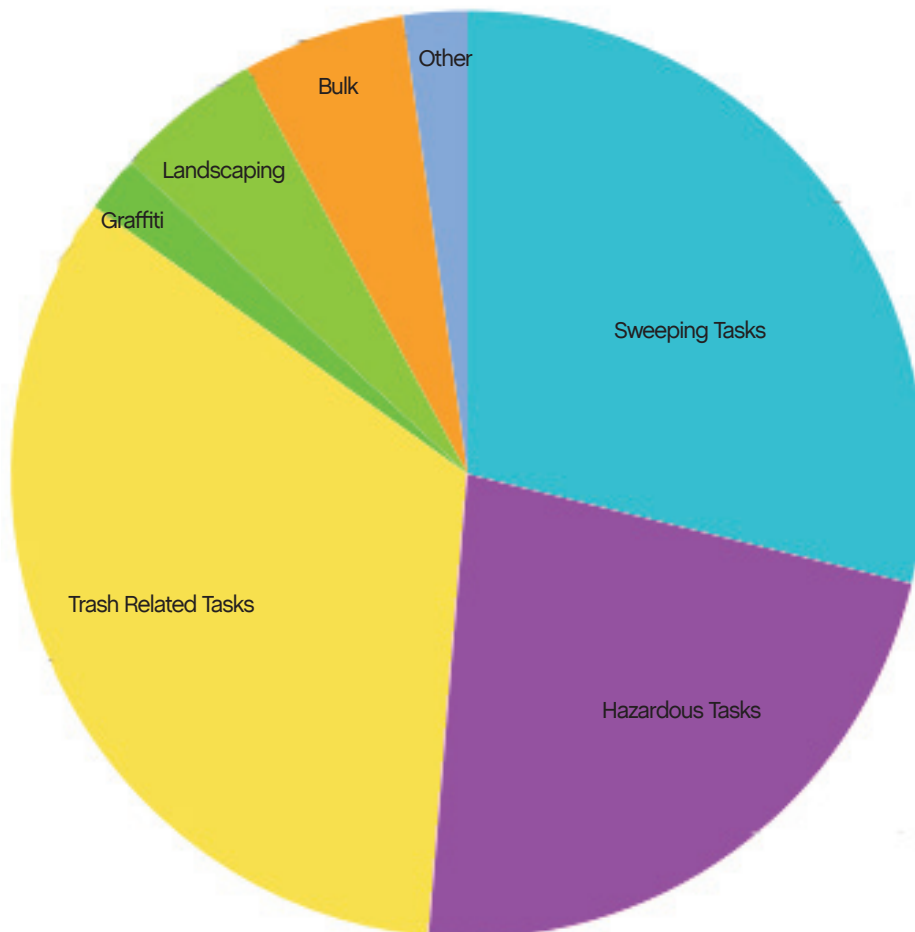
Jia

# 66,975

## Total pounds of garbage removed

December's\* trash haul represents  
a **-14%** change from November 2022

\*Reduced holiday hours had an affect on the amount of garbage collected in December



# 16,148

## Total cleaning tasks completed

4,615 Sweeping Tasks	28.6%
3,614 Hazardous Tasks	22.4%
5,358 Trash Bag & Pickup Tasks	34.16%
318 Landscaping Tasks	2%
832 Graffiti Tasks	5.2%
924 Bulk Removal	5.8%
364 Other	2.3%
109 Big Belly	
75 SF 311 Outbound	
36 Dog Stations	
10 Non Emergency Calls	
46 Hanging Baskets	
16 Pressure Washer	
32 Pole Cleaning	
40 Street Sweeper	





## Sources

99%+

of cleaning tasks were created by  
SOMA West.

<1%

of tasks were inbound from SF311.

Trash activity is excluded.

## Task activity

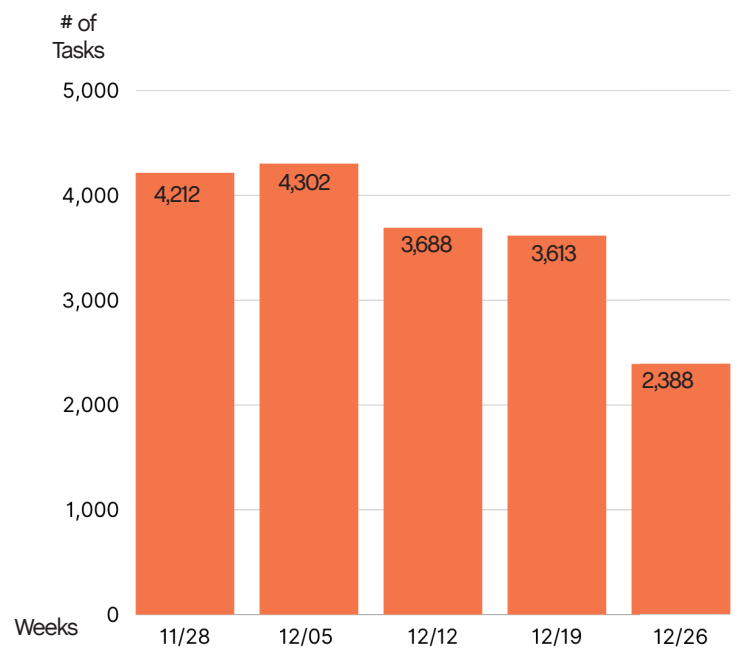
decreased by 21%

month-over-month from

November 2022\*

\*Decembers hours were limited due to holiday

## December 2022 Weekly Task Chart





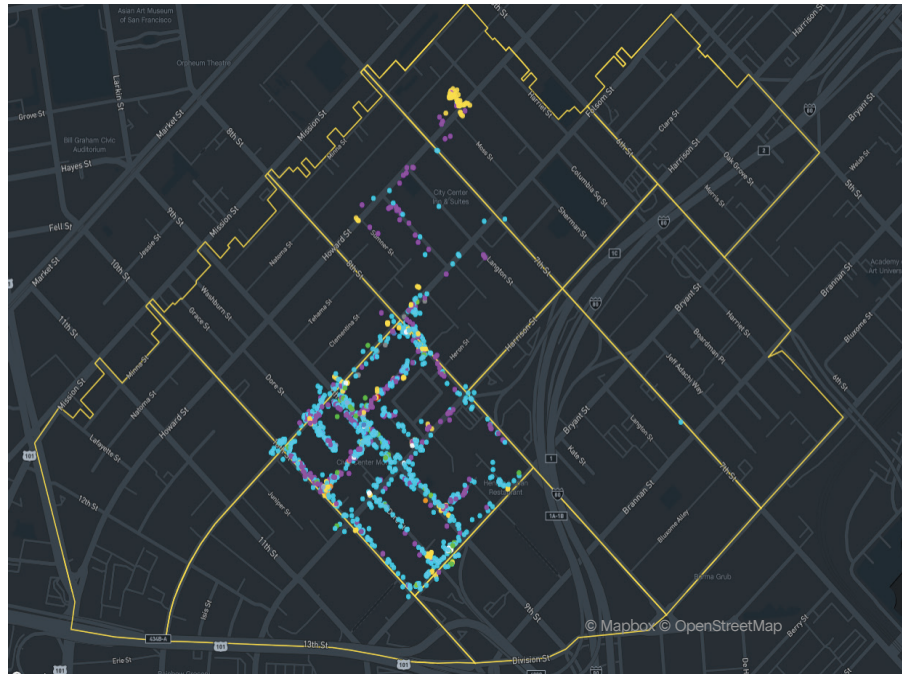
# Employee of the Month



**Gordon Rowe**



December 2022's Employee of the month was Gordon Rowe! Gordon was at the top of the leaderboard in 3 out of five different task categories. Gordon was previously awarded Employee of the month back in March. Gordon has been with us from the start, and we get feedback from our neighbors constantly about how much they appreciate his work. We're so grateful to Gordon for his dedication to the neighborhood.



© Mapbox © OpenStreetMap

## Monthly Tasks Map

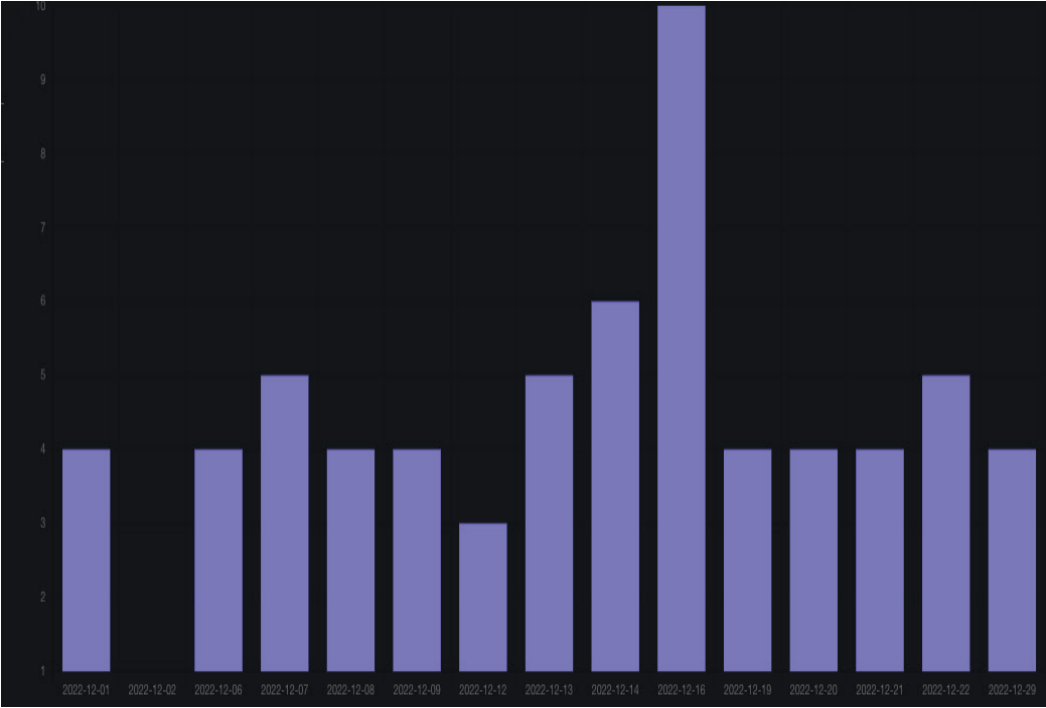
### Key

- Trash
- Sweeping
- Graffiti
- Landscaping
- Hazardous
- Bulk
- Dog Stations
- SF311 Outbound
- 911 Call
- Street Sweeper
- Hanging Baskets
- Non-Emergency

Trash activity is excluded.



Total Power Washing Tasks Completed Daily



67

Total cleaning tasks completed





District Sweeping




Bulk Collection



Graffiti



Landscaping



Hazardous Waste





# 72

Total Outreach cases addressed



## Monthly Encampment Map

Here, we're highlighting encampment counts & trends throughout the district.

This map shows 2,063 total tent counts, an average of 66.5 per day.







Powered by Jia