

Monthly Operations Report



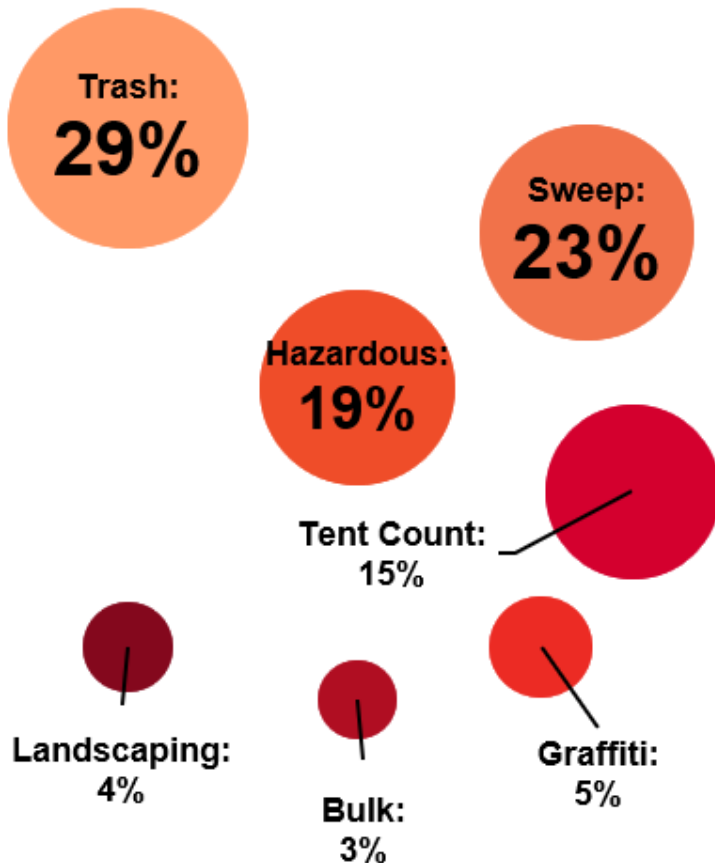
January 2022



80,725

Total pounds of garbage removed

January's trash haul represents a **+8.8%** change from December 2021.



20,872

Total cleaning tasks completed

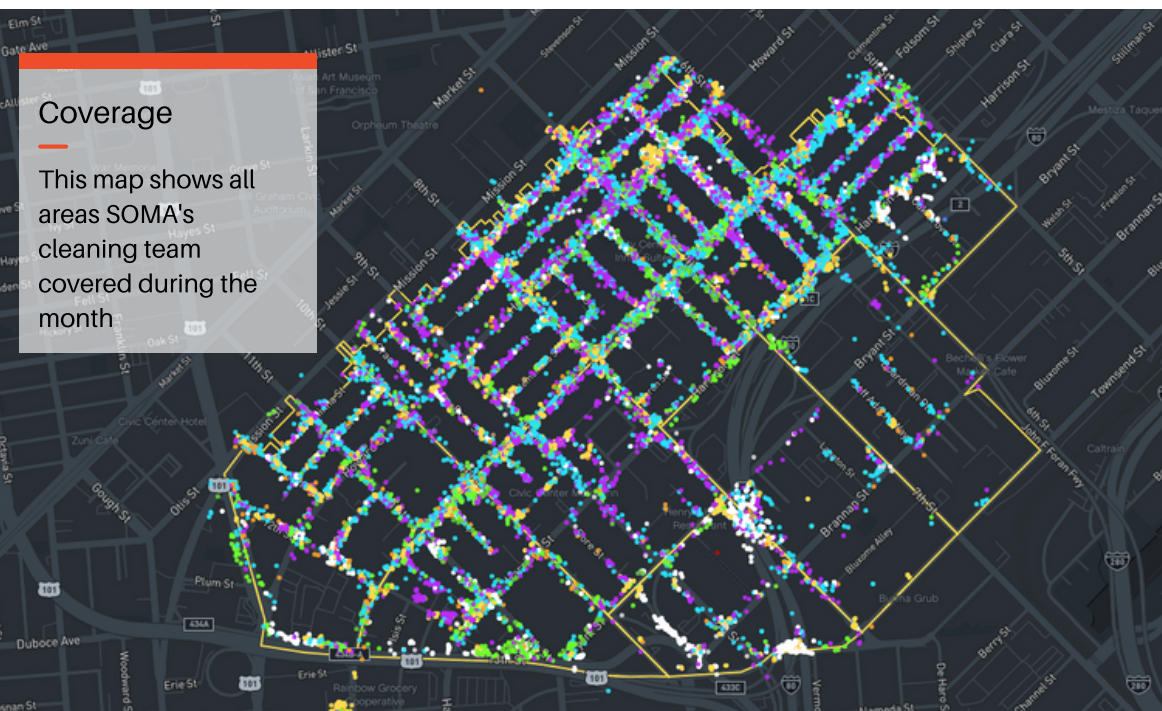
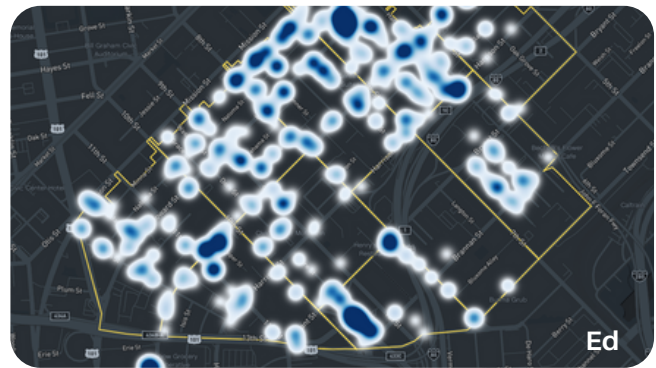
6,066 Trash Bag & Pickup Tasks	29%
4,846 Sweeping Tasks	23%
3,984 Hazardous Tasks	19%
3,173 Tent Count	15%
1,095 Graffiti Tasks	5%
656 Bulk Removal Tasks	3%
817 Landscaping Tasks	4%
235 Other	1%

Employees of the Month

★ **Roland Lee & Edwin Moore**



For January 2022, we are awarding not one, but TWO employees of the month, a first for the organization. Roland Lee, a Supervisor (pictured left), and Ed Moore, our Team Lead (pictured right), have worked double shifts for the last month, filling in the gaps while we have been busy bringing on more team members. Roland and Ed went above and beyond in January, and we are grateful to them for the extra work. Both have also been awarded employee of the month previously. These guys are the true heroes of the district!



Monthly Task Map

Key

- Sweep
- Hazardous
- Graffiti
- Landscaping
- Bulk
- SF311 Outbound
- 911 Call
- Non-Emergency

Trash activity is excluded.

District Sweeping




Bulk Collection



District Sweeping




Bulk Collection



District Sweeping



Bulk Collection



Graffiti



Landscaping



Grime / Stains:
37%

Graffiti - PW:
32%

Trash - PW:
22%

Code Brown:
10%

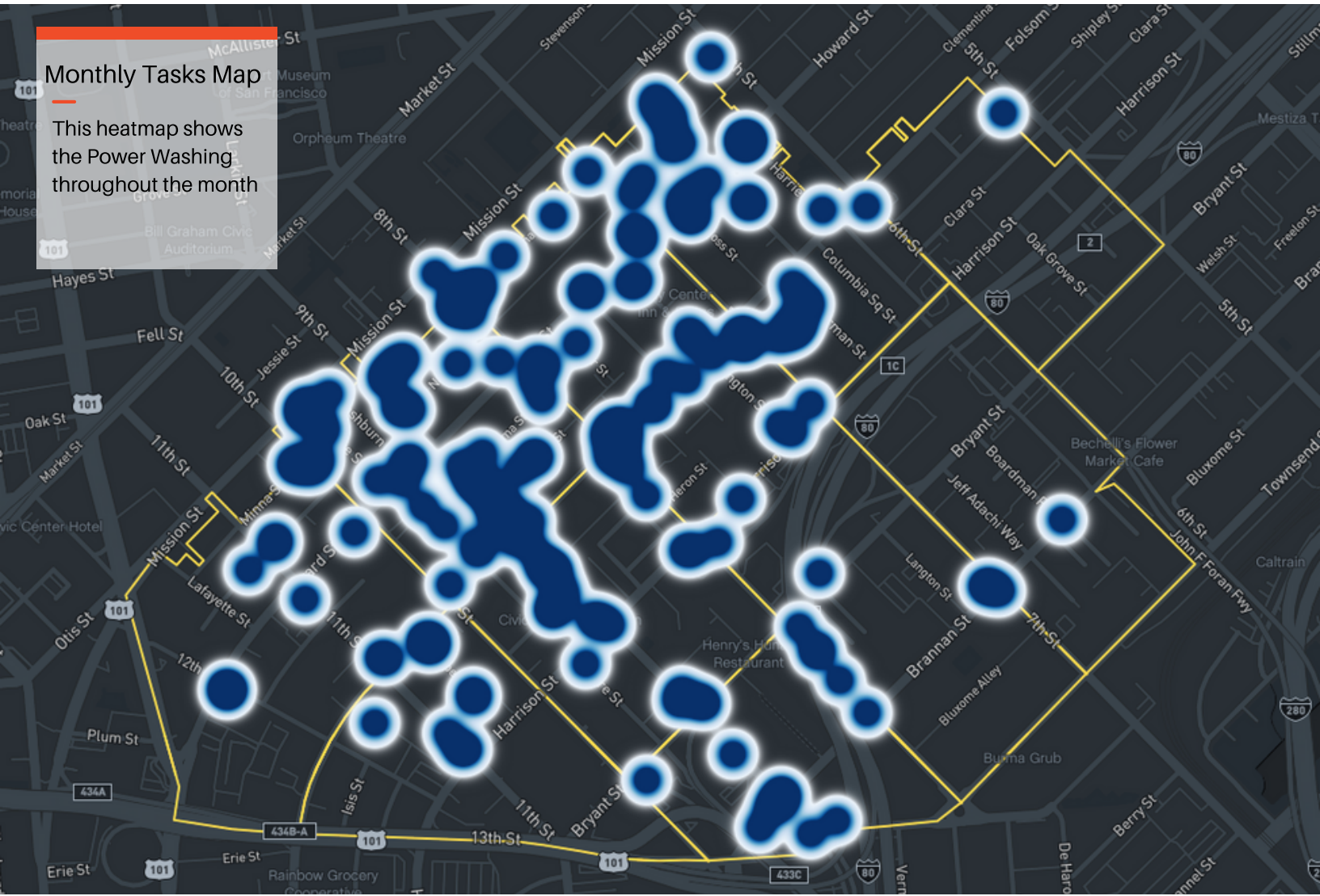
186

Total Power Washing Tasks completed

68 Grime Tasks	37%
59 Graffiti Tasks	32%
40 Trash Tasks	22%
18 Code Brown Tasks	5%


Monthly Tasks Map

This heatmap shows the Power Washing throughout the month



92

Total outreach cases addressed



Care packs with food, water, socks, and sanitary items handed out

Monthly Encampment Map

Here, we're highlighting encampment counts and trends throughout the district.



SO/MA
WEST COMMUNITY
BENEFIT
DISTRICT