

# Monthly Operations Report



June 2023

The Jia logo, consisting of the word "Jia" in a white, bold, sans-serif font, positioned in the bottom right corner of the page. The background of the entire page is a photograph of a ceiling covered in various small, colorful objects and toys, including a large green dinosaur, a blue butterfly, and a yellow chair, arranged in a grid-like pattern. The ceiling is divided into sections by white, wavy lines.

# 87,850

## Total pounds of garbage removed

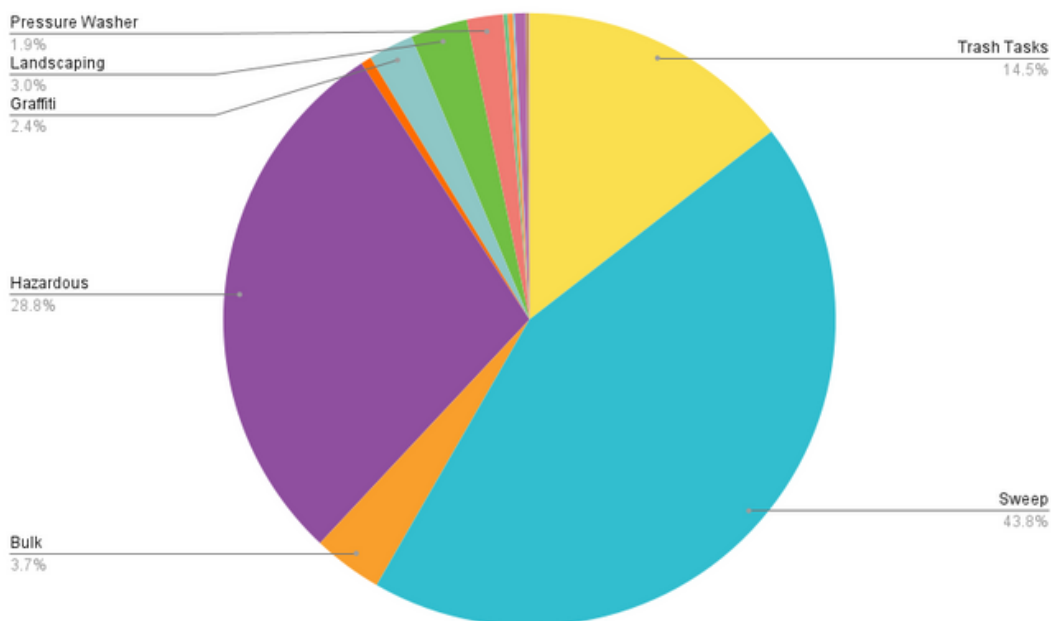
Trash haul represents a **27%** increase from May 2023\*

\*Does not include bulk tasks



# 16,578

## Total cleaning tasks completed



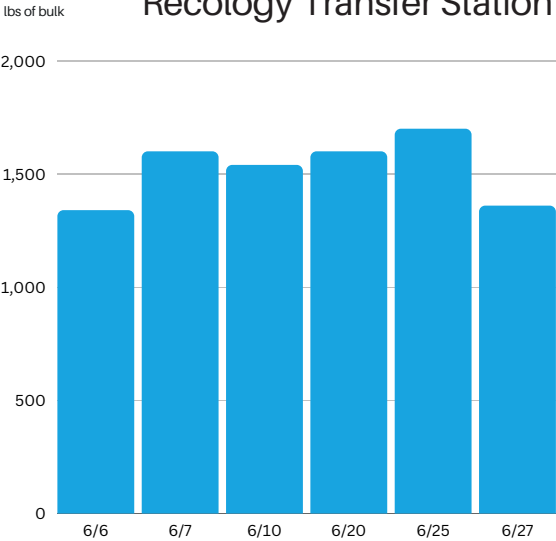
7,265 Sweeping Tasks	43.8%
4,769 Hazardous Tasks	27.8%
2,403 Trash tasks	14.5%
397 Graffiti Tasks	2.4%
608 Bulk Removal	3.7%
499 Landscaping Tasks	3%
183 Pressure Washer	1.9%
316 Other	2.9%
91 Big Belly	
36 Drain Cleaning	
32 Dog Stations	
14 SF 311 Outbound	
95 Street Sweeper	
48 Pole Cleaning	





15,200 lbs

Bulk garbage taken to the  
Recology Transfer Station



# 99%

of cleaning tasks were created by SOMA West.

# <1%

of tasks were inbound from SF311.

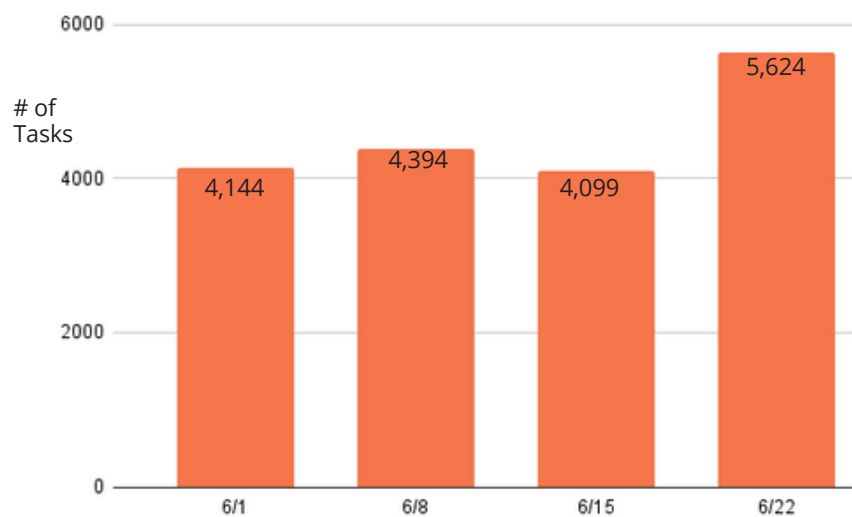
## Task activity

### Increased 2.5%

month-over-month  
from May 2023



## June 2023 Weekly Task Count



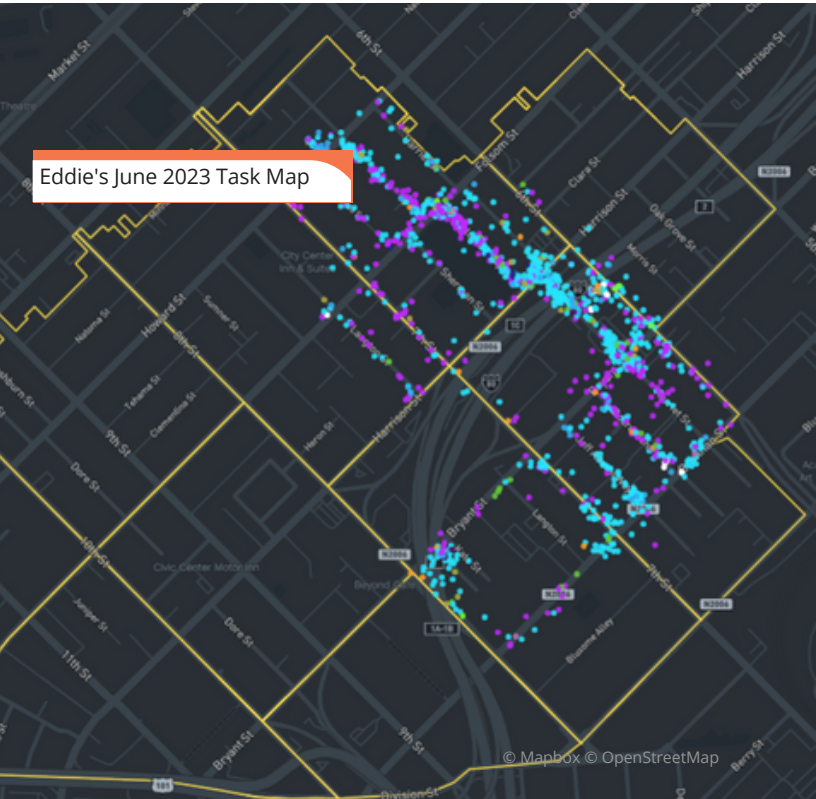


# Employee of the Month



Eddie Ballasteros ★

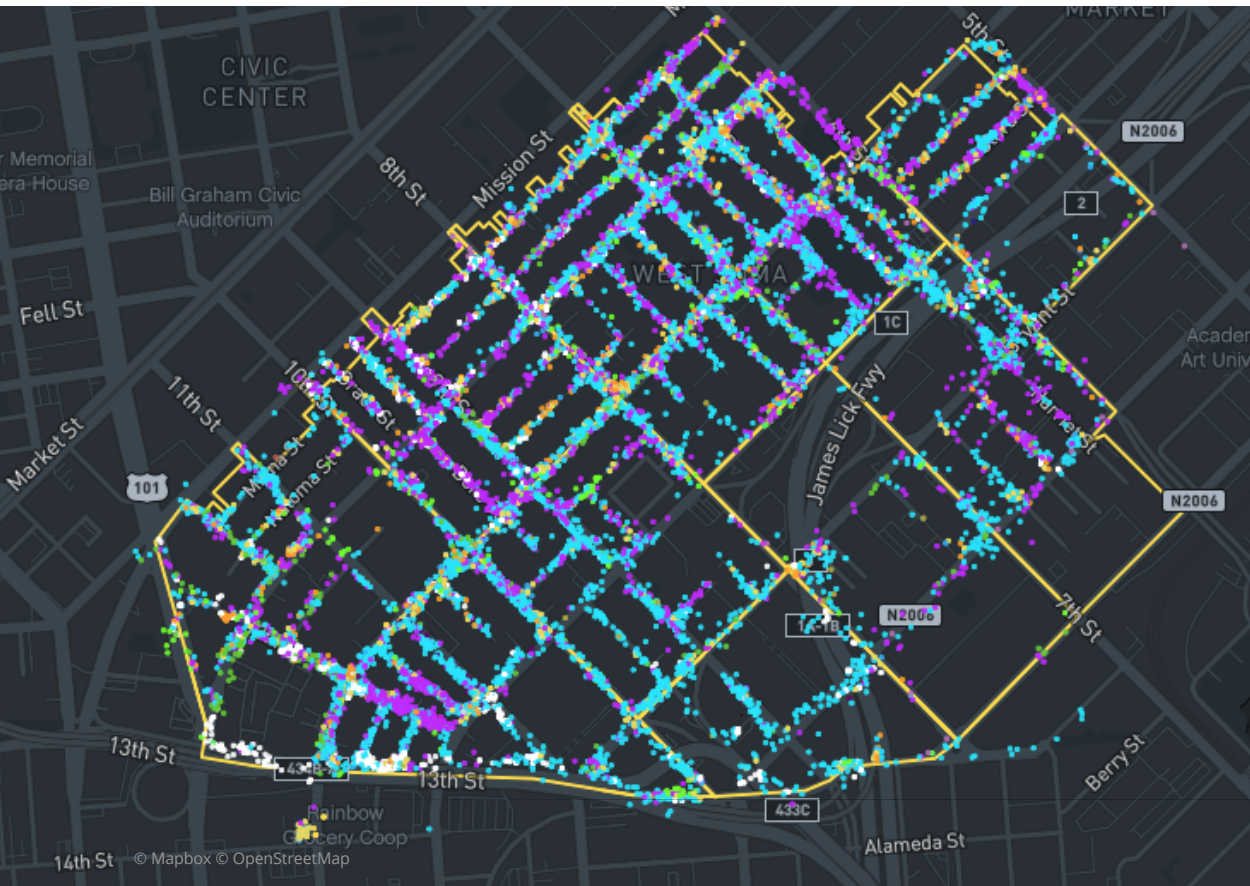
For June 2023, we've got a new face for our Employee of the Month. Congratulations to Eddie Ballesteros, who just joined the CBD's team of ambassadors two months ago! Despite his short tenure, his outstanding performance and unwavering work ethic have already made a lasting impact on our team. Eddie is Primarily stationed around Zones 8-9, which are some of our neighborhood's most challenging areas. With such an exceptional start, it is undeniable that Eddie's future shines brightly, and we eagerly anticipate witnessing his continued growth and success within our organization and as part of the SOMA community.



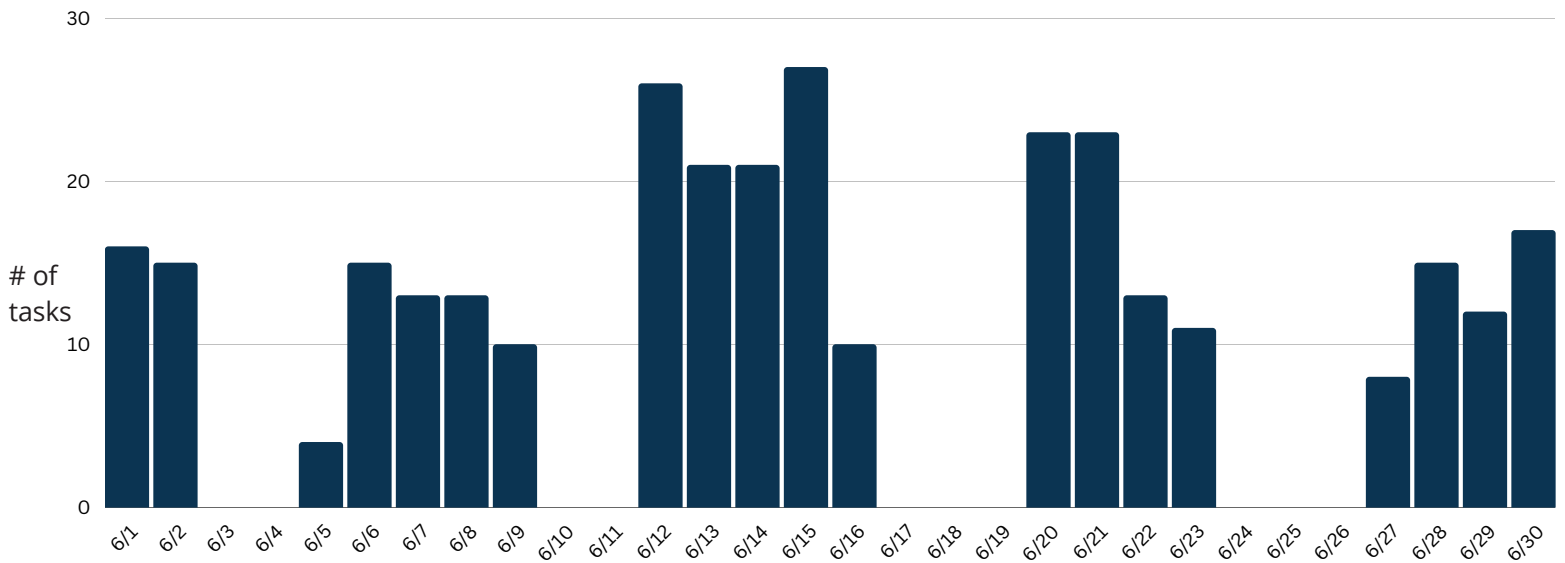
## Monthly Tasks Map

### Key

- Trash
- Sweeping
- Graffiti
- Landscaping
- Hazardous
- Bulk
- Dog Stations
- SF311 Outbound
- 911 Call
- Street Sweeper
- Hanging Baskets
- Non-Emergency



Total Power Washing Tasks Completed



Total Power Washing Tasks







### District Sweeping



### Bulk Collection



### Graffiti



### Hazardous Waste



### Landscaping





# 250

Total Outreach cases addressed



## Monthly Encampment Map

Here, we're highlighting encampment counts & trends throughout the district.

This map shows 1,722 total tent counts, an average of 57.4 per day.



© Mapbox © OpenStreetMap





Powered by Jia