

Monthly Operations Report



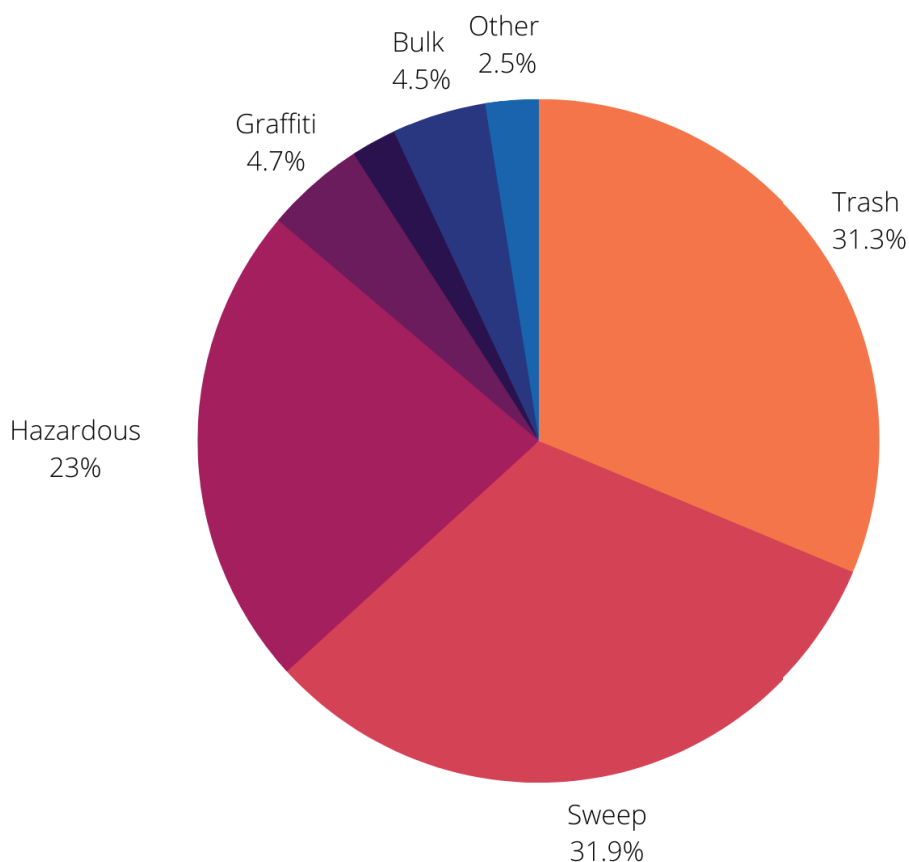
September 2022

The Jia logo, consisting of the word "Jia" in a white, sans-serif font, positioned in the bottom right corner of the page. The background of the entire page is a photograph of a brick wall with a colorful mural. The mural features large, stylized letters in yellow, orange, and green, with a blue and purple vertical stripe. The wall is made of red bricks, and the mural is painted on a section of the wall that is slightly recessed. The overall image has a warm, artistic feel.

86,525

Total pounds of garbage removed

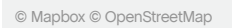
September's trash haul represents a **-4%** change from August 2022



22,646

Total cleaning tasks completed

7,219 Sweeping Tasks	32%
5,191 Hazardous Tasks	23%
7,080 Trash Bag & Pickup Tasks	31%
483 Landscaping Tasks	2%
1,064 Graffiti Tasks	4.7%
1,009 Bulk Removal	4.5%
572 Other	2.5%
179 Big Belly	
100 SF 311 Outbound	
56 Dog Stations	
155 Tree Planting	
46 Hanging Baskets	
36 Pressure Washer	



Trash Bag Pickup

A man in a black jacket and grey pants stands on a sidewalk next to a chain-link fence, looking down at a large black trash bag. Another person is visible in the background near a blue recycling bin labeled "SOMA WASTE".

Sources

99%+

of cleaning tasks were created by SOMA West.

<1%

of tasks were inbound from SF311.

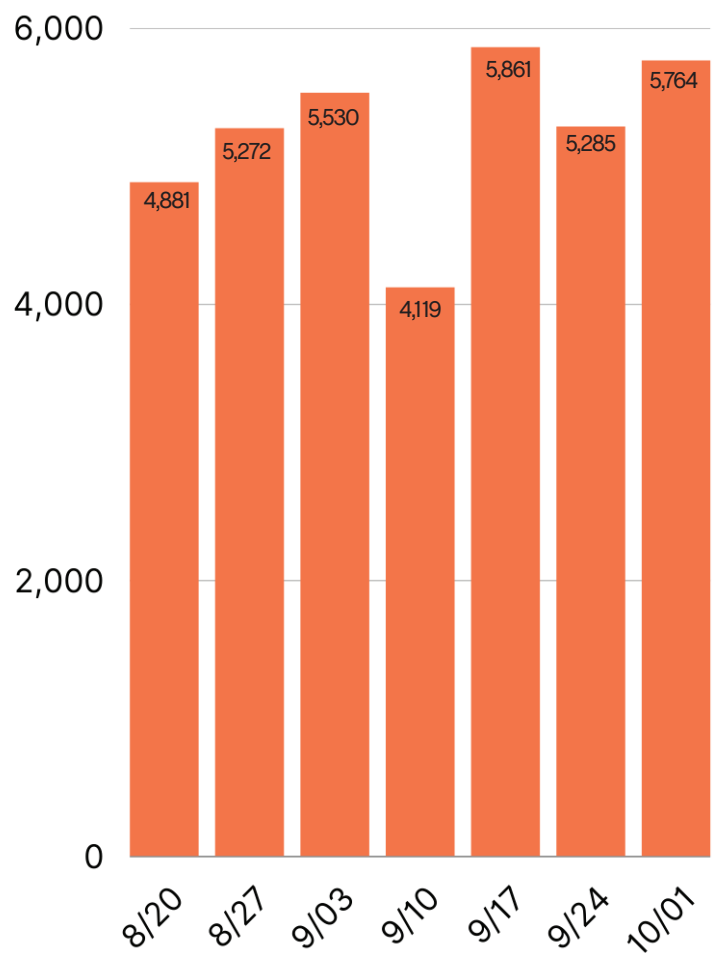
Trash activity is excluded.

Task Trends

Task activity

increased 4%

month-over-month from August



Employee of the Month



Donald Johnson



September 2022's employee of the month is Donald Johnson! Donald is brand new to SOMA West CBD, having joined us in August. Since joining he has gone above and beyond, setting a great example in his work ethic and attention to detail. His territory is Zone 1, which is the western edge of the district, framed by the freeway which is a really challenging part of the neighborhood to clean. He also takes pride in his work and always interested in a good conversation. Make sure to say hello if you see him out there!



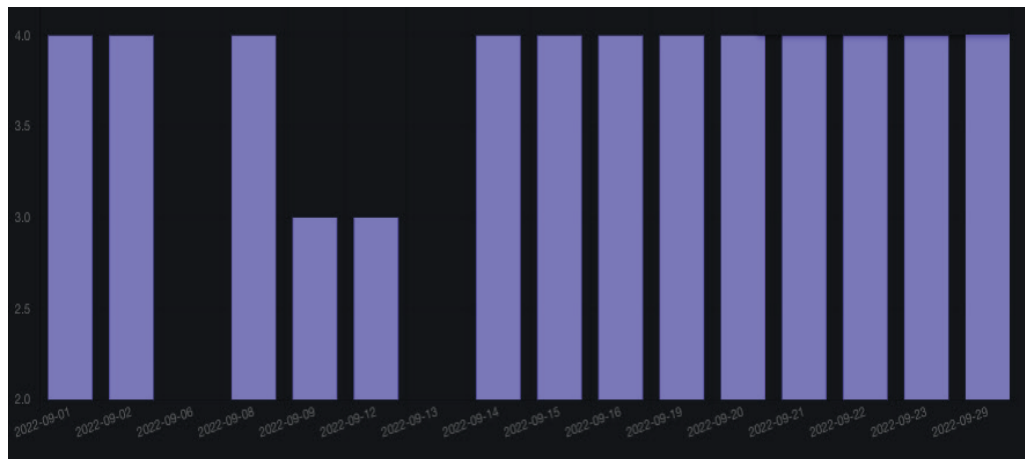
Monthly Tasks Map

Key

- Sweep
- Hazardous
- Graffiti
- Landscaping
- Bulk
- SF311 Outbound
- 911 Call
- Non-Emergency

Trash activity is excluded.

Total Power Washing Tasks Completed Daily



59

Total cleaning tasks completed



District Sweeping



Bulk Collection




Graffiti



Landscaping



Hazardous Waste



93

Total Outreach
cases addressed



Monthly Encampment Map

Here, we're highlighting
encampment counts & trends
throughout the district.

This map shows 4,283 total
tent counts, an average of
143 per day.





Powered by Jia