October 2026

Monthly Operations Report



Our Clean & Safe Ambassadors provide services 6am-10pm, 7 days a week, 365 days a year.

YERBA BUENA PARTNERSHIP

Core Clean & Safe Program

(Property assessment funded):

Yerba Buena Partnership's baseline Clean and Safe Team is responsible for services throughout the community benefit district's full boundaries. The team includes cleaners, pressure washers, safety/hospitality ambassadors, a special projects ambassador, a dispatcher, and management.

HEART Safety Program (grant funded from the SF Downtown Development Corporation):
This grant funds additional Safety Ambassadors (on top of the Partnership's baseline Safety team) to patrol the "Hospitality Zone," which is shaded light pink on the map.

Convention Corridor Cleaning Program (grant funded from the SFDDC): The Convention Corridor team grows the Partnership's cleaning capacity with additional cleaners, pressure washers, and a special projects ambassador. Their additive services are focused on the streets highlighted in hot pink, which are the most heavily trafficked by conventioneers, visitors, and transit users.

Service Zones

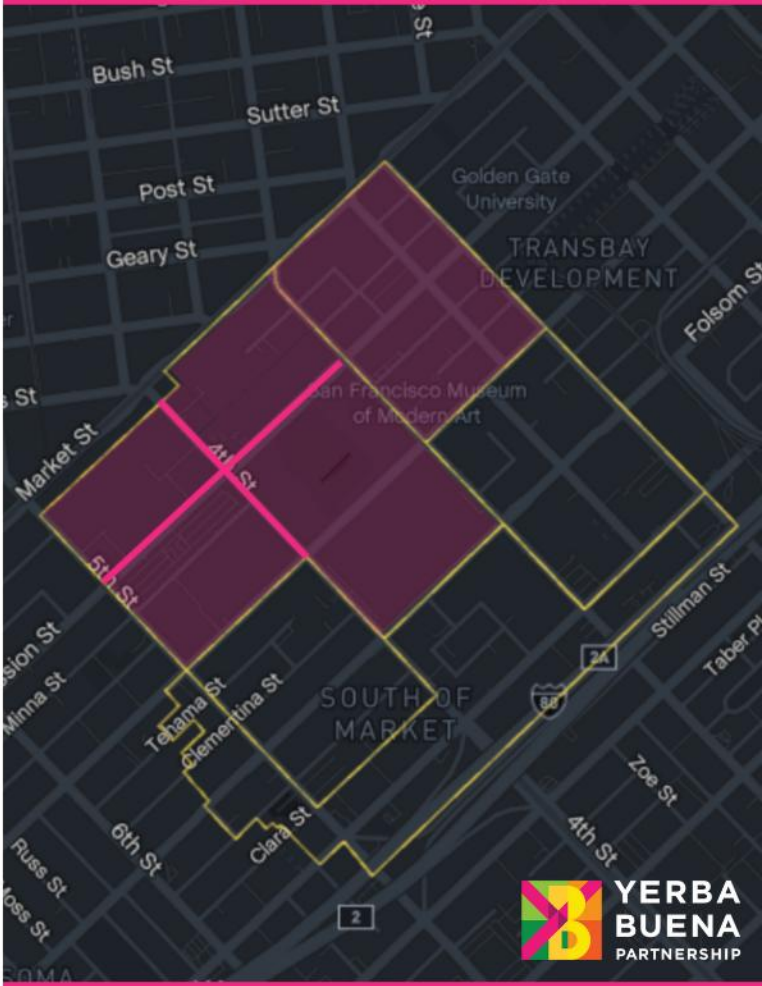

Cleaning: October Key Stats

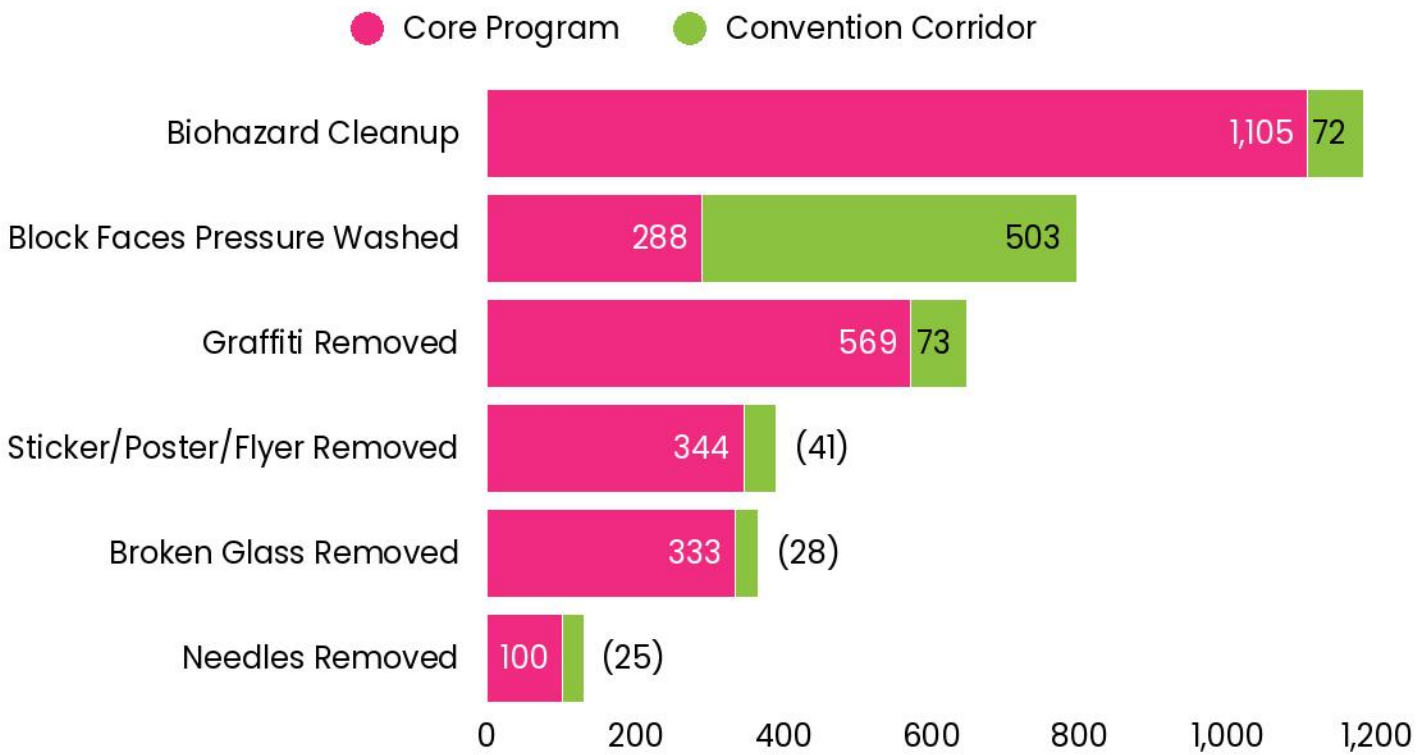

YERBA BUENA PARTNERSHIP

Cleaning: October Key Stats

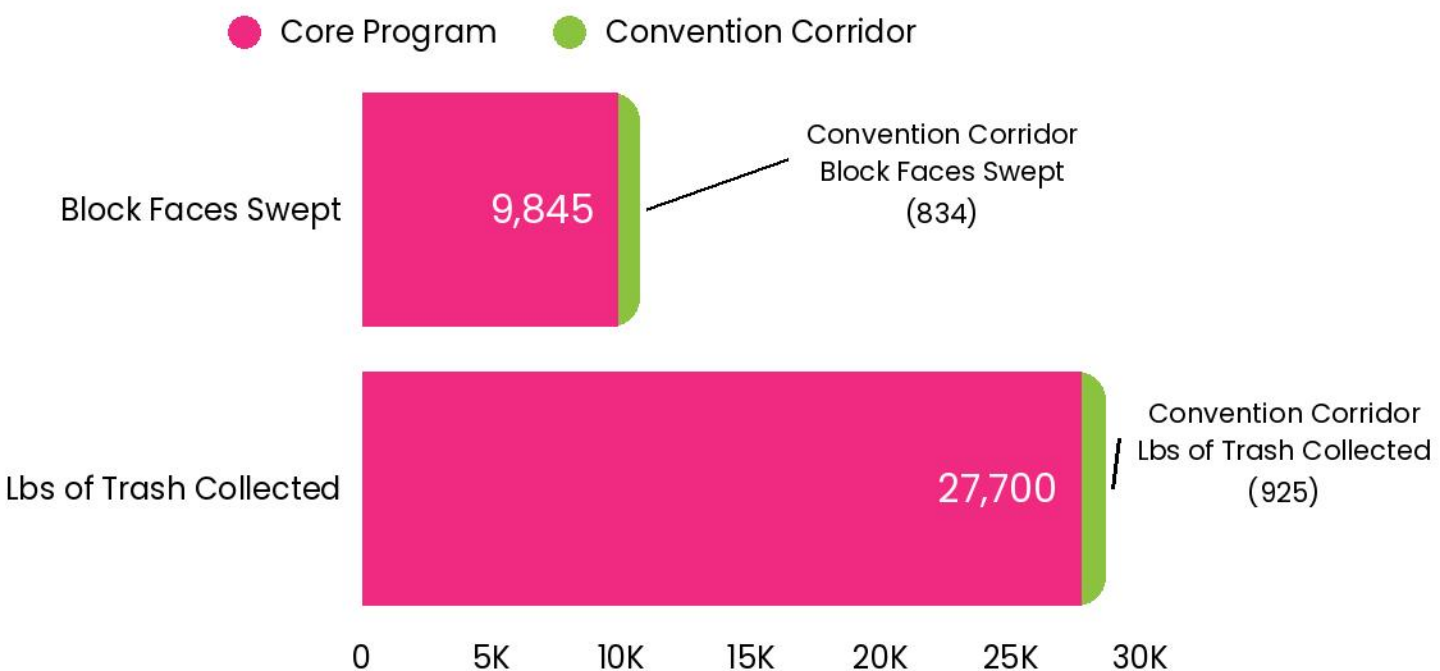

YERBA BUENA PARTNERSHIP

Cleaning: October Key Stats

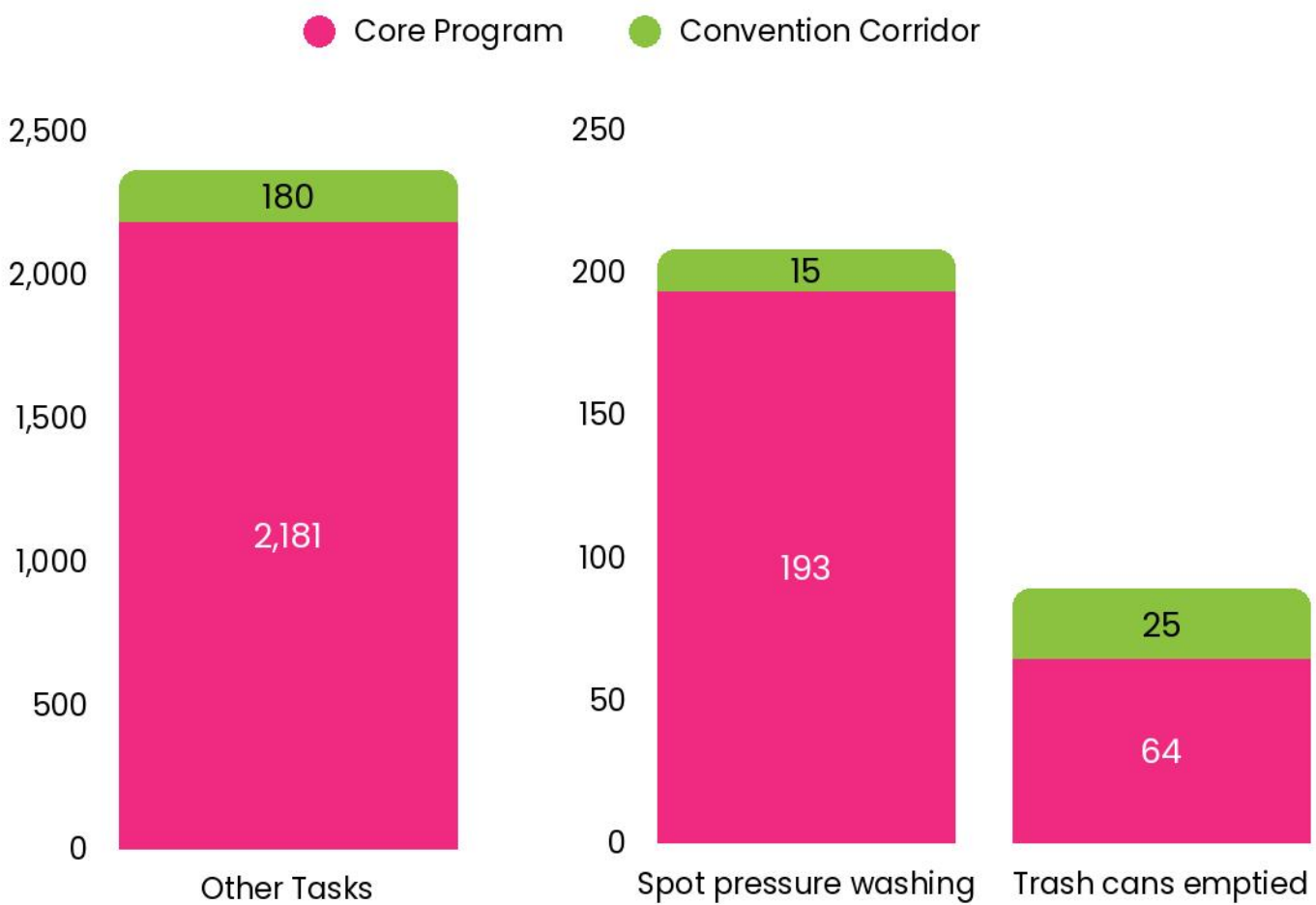

Cleaning Heatmap

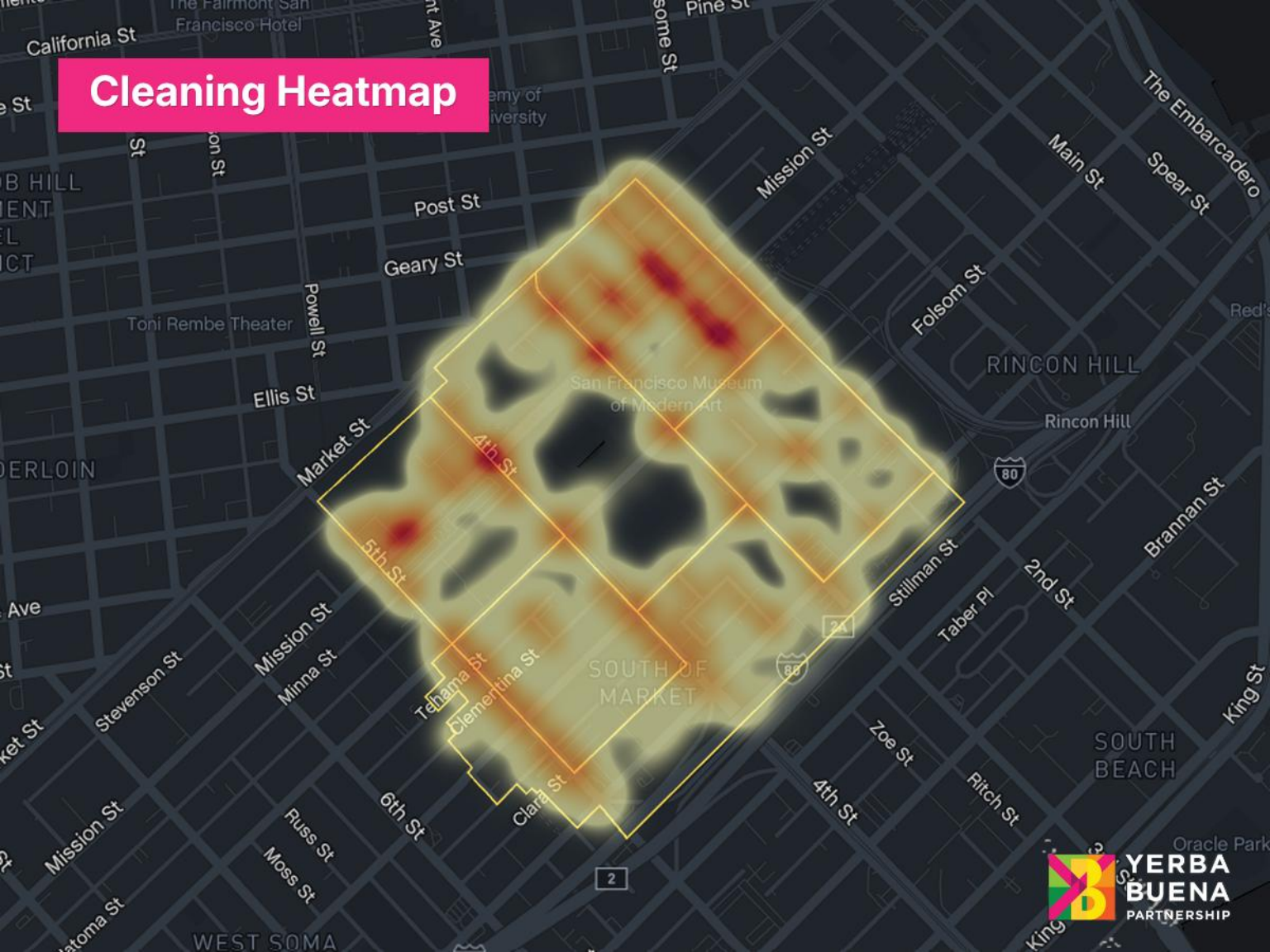

Distribution of Biohazards, Needles, and Broken Glass

- Biohazards
- Needles
- Broken Glass

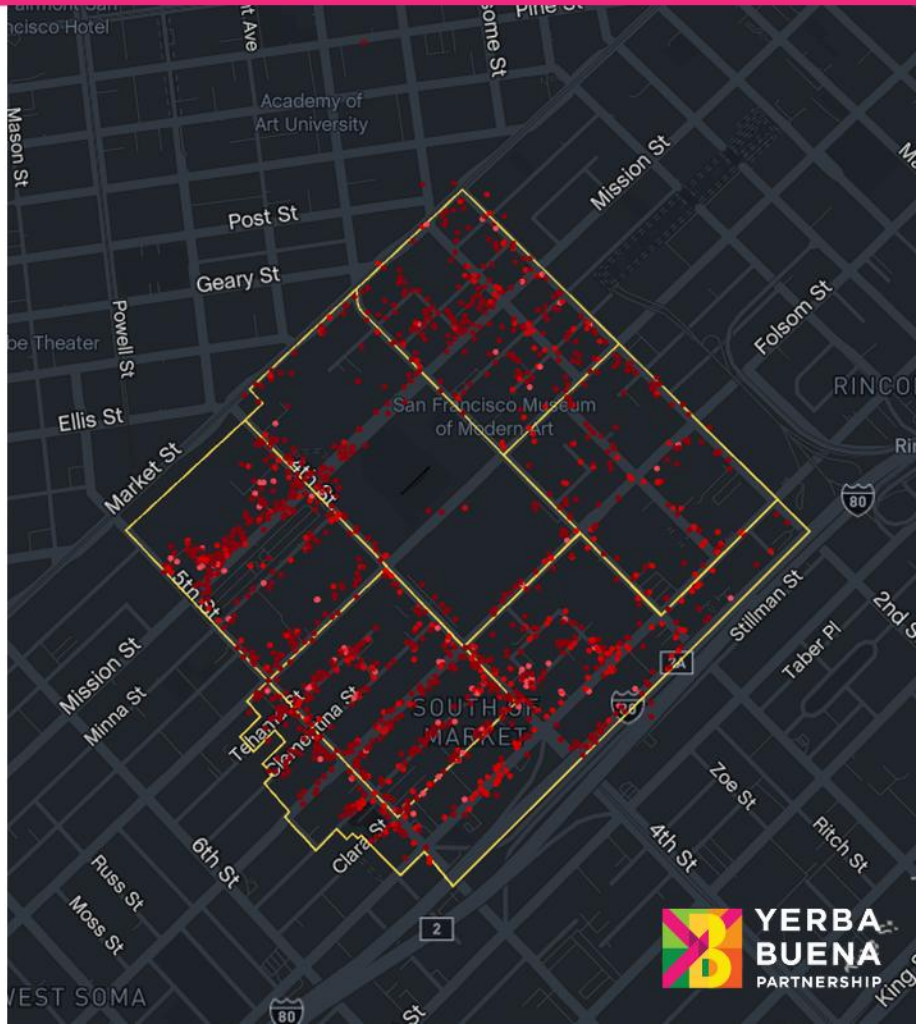

Other Cleaning Tasks

- Graffiti
- Sticker/Poster/ Flyer
- Weeding/ Landscaping
- Fixture/Furniture Cleaned



Cleaning Task Sources

- Jia (Ambassador Generated) 98.7% (16,569)
- 311 Request 1.0% (161)
- Public Request to Dispatch Line 0.3% (51)

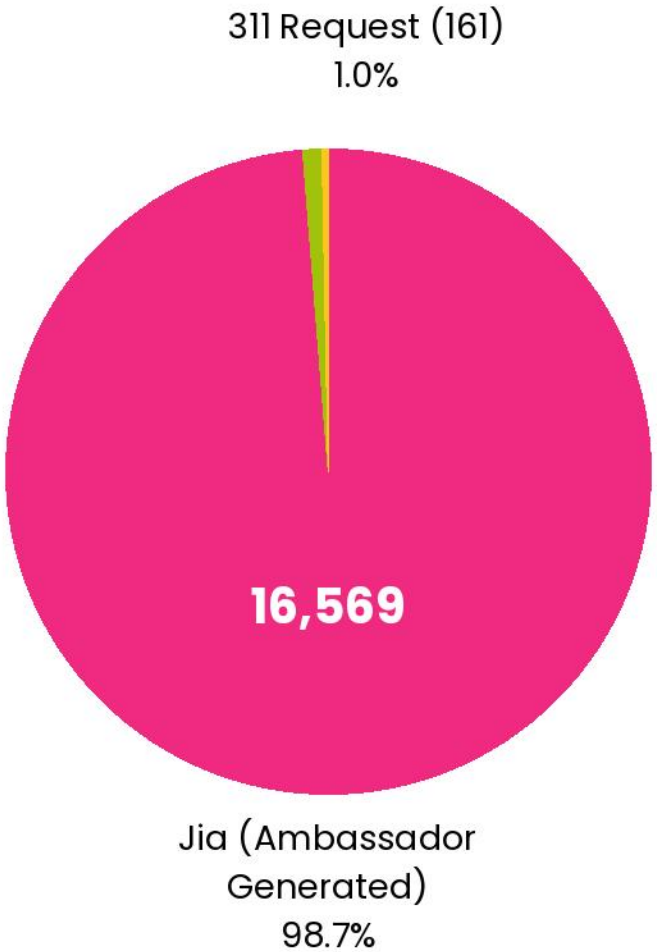

YERBA BUENA PARTNERSHIP

Total Cleaning Tasks: 18,728

Cleaning Task	Core Program	Convention Corridor	Safety Ambassadors	Month Total	YTD
Biohazard Cleanup	1,105	72		**1,177**	6,935
Broken Glass Removed	333	28		**361**	2,837
Trash Cans Emptied	64	25		**89**	593
Needles Removed	100	25		**125**	975
Graffiti Removed	569	73		**642**	4,235
Block Faces Pressure Washed	288	503		**791**	6,105
Spot Pressure Washings	193	15		**208**	920
Sticker/Flyer/Poster Removed	344	41	316	**701**	4,411
Litter Picked Up (Safety Ambassadors only)			1,594	**1,594**	5,235
Block Faces Swept	9,845	834		**10,679**	91,494
Trash Collected (in pounds)	27,700	925		**28,625**	272,150
Other Tasks	2,181	180		**2,361**	32,024

Selected Cleaning Tasks - Trends Over Time

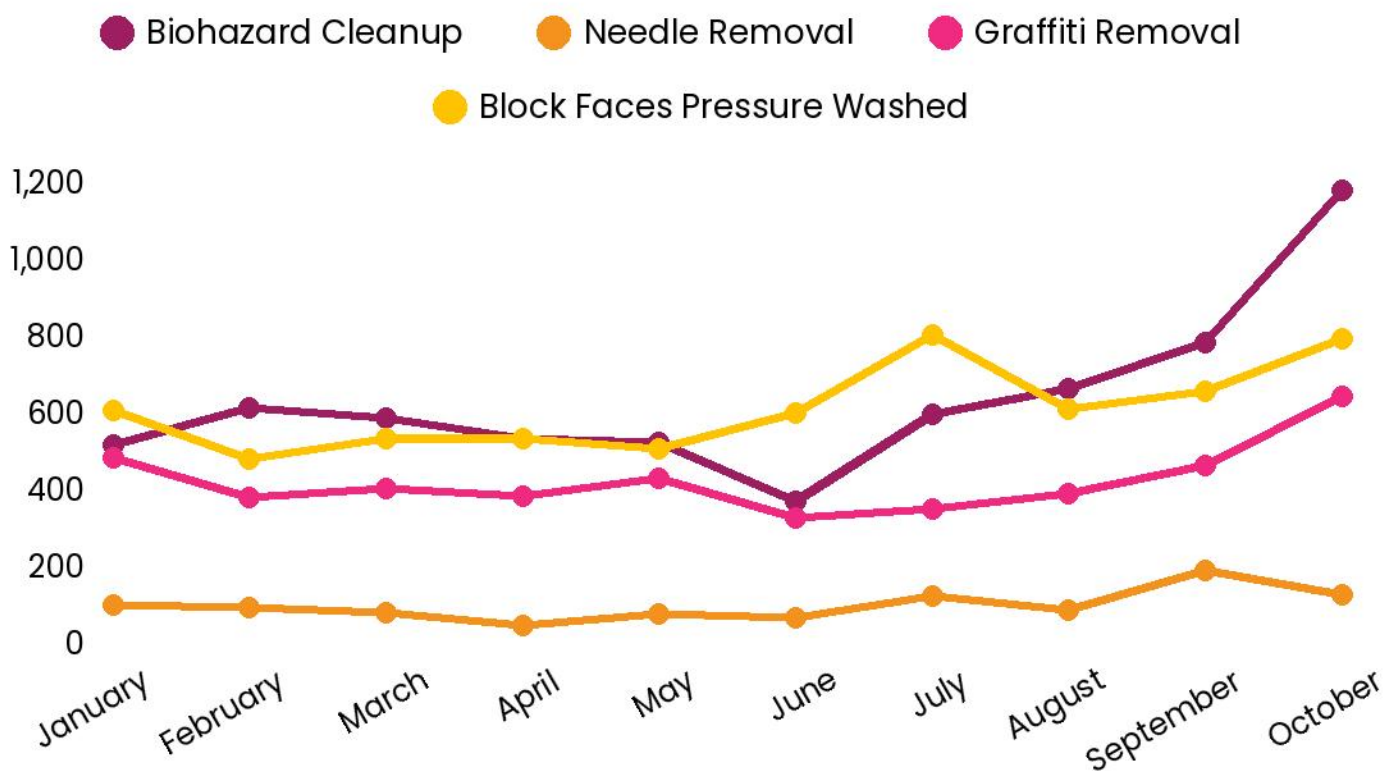

YERBA BUENA PARTNERSHIP

Defined Terms: Cleaning

Biohazard Cleanup: Clean-up of feces, urine, or vomit.

Broken Glass Removed: Clean-up of broken glass.

Trash Can Emptied: Removal of the top layer of trash ("topping off") from a Yerba Buena "Big Belly" can or city trash can, because it's overflowing or very close to overflowing.

Needles Removed: Clean-up of needles (each needle counted).

Graffiti Removed: Clean-up of graffiti (large and small). Also includes sidewalk stencils/graffiti.

Block Face Pressure Washed: Regular scheduled block face pressure wash completed.

Spot Pressure Wash: Use of a Hydroshot or any extra or spot pressure washing activity.

Sticker/Flyer/Poster Removed: Removal of a flyer, sticker, or poster.

Litter Picked Up: A Safety Ambassador helps out a colleague by picking up a large piece of litter (e.g. a cup, bottle, or takeout bag) and placing it in a nearby trash can.

Block Faces Swept: Every time a block face is swept from corner to corner, picking up all litter and debris found.

Trash Collected: Bags of trash collected x 25 lbs (average weight of each bag).

Before and After - Cleaning Results

YERBA BUENA PARTNERSHIP

Graffiti Removal





Pressure Washing





Sweeping





Safety and Hospitality - October Key Stats

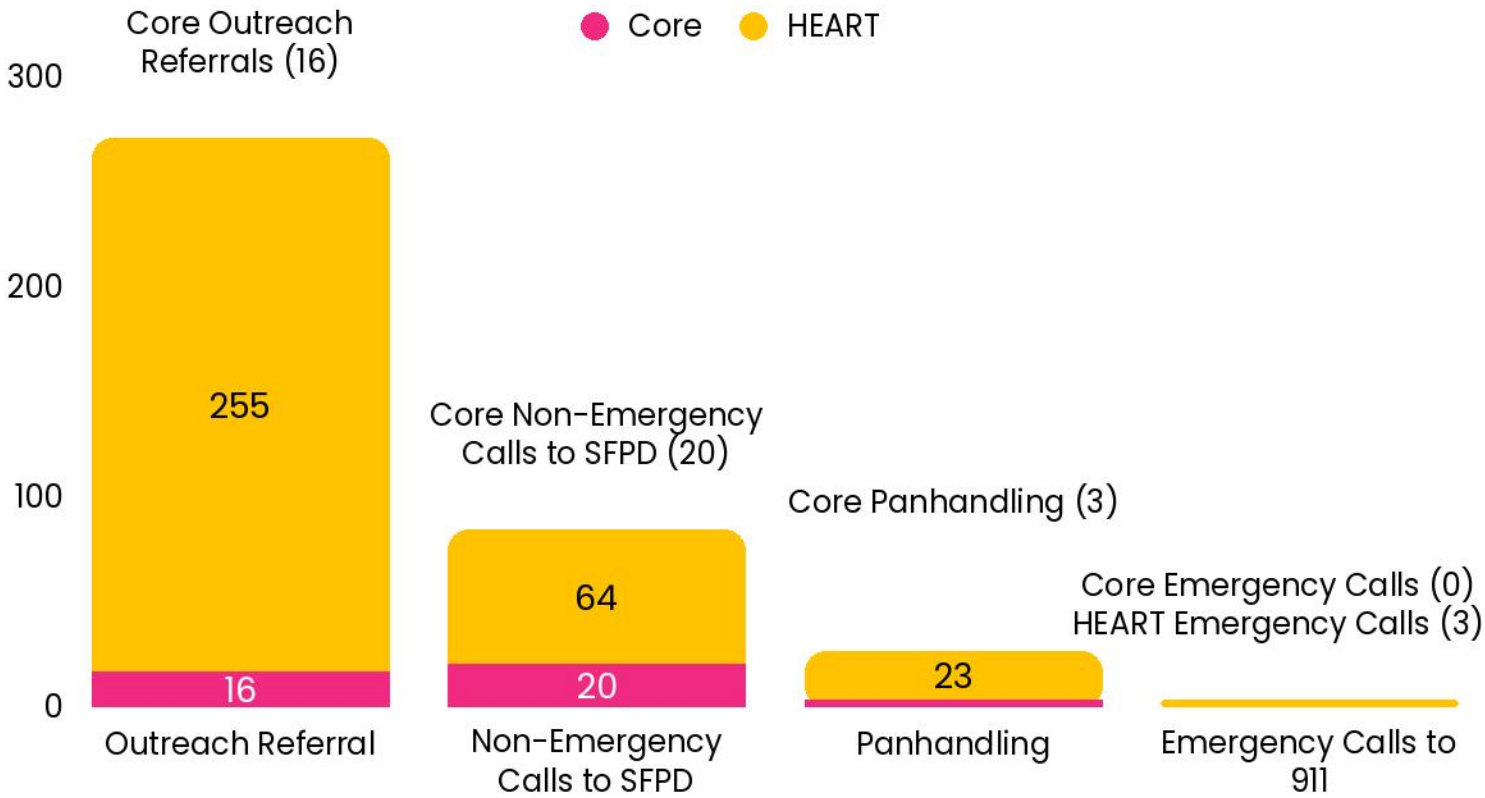

YERBA BUENA PARTNERSHIP

Safety and Hospitality - October Key Stats

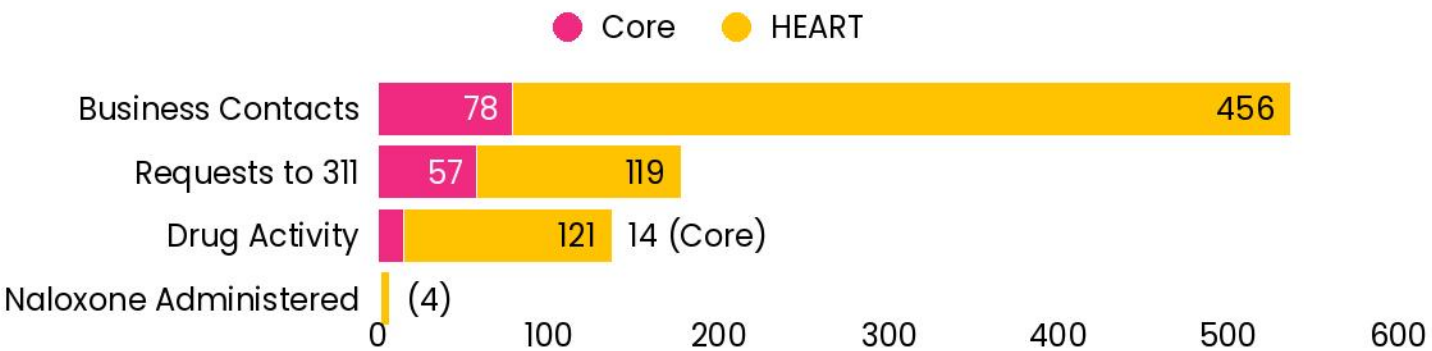

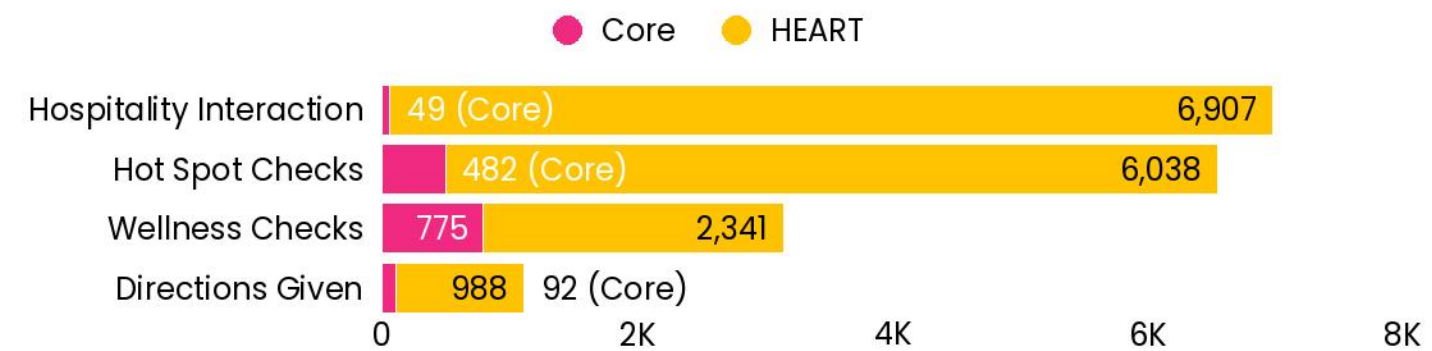

YERBA BUENA PARTNERSHIP

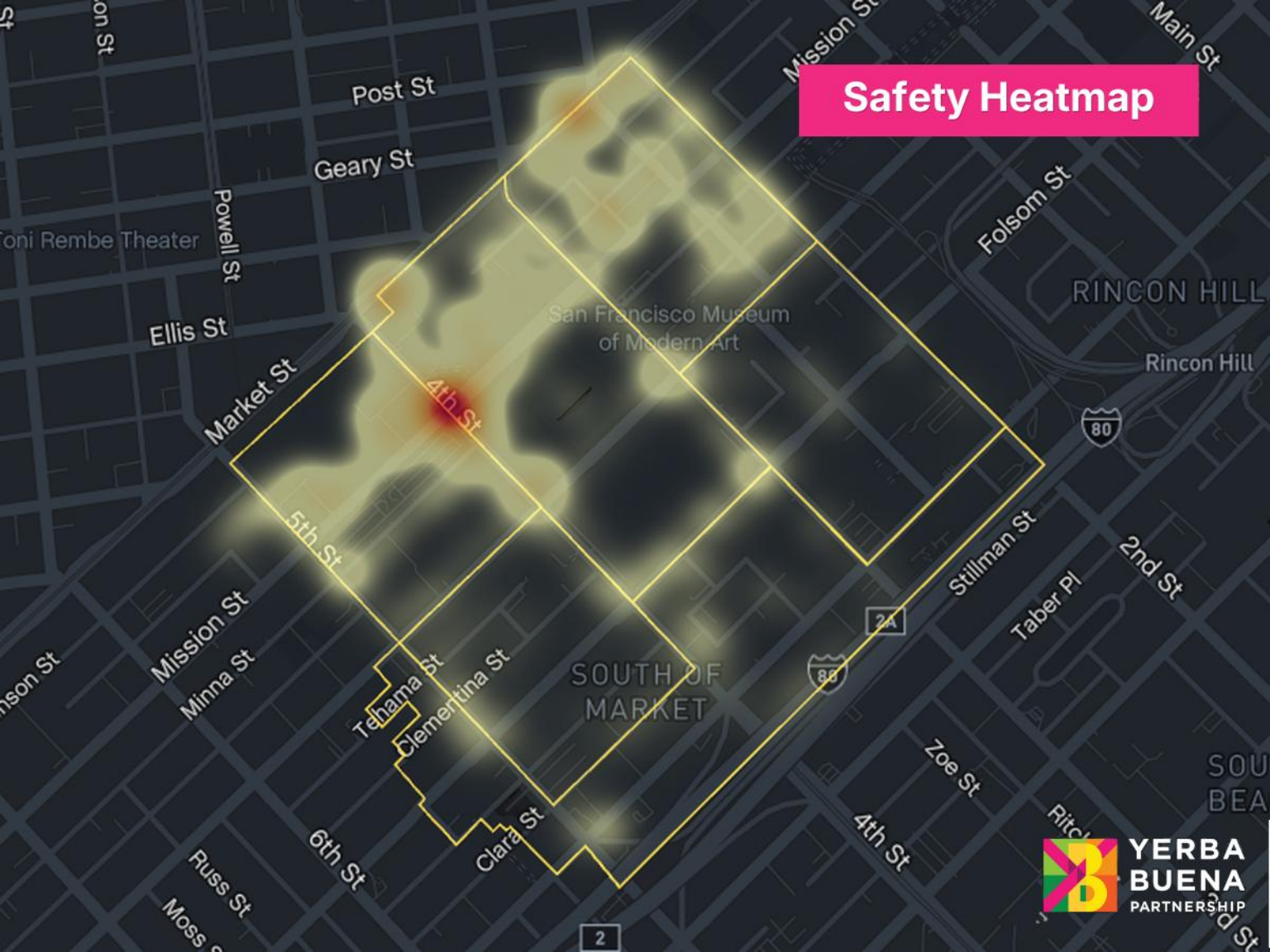
Safety Heatmap
Post St
Geary St
Powell St
Ellis St
Market St
4th St
5th St
Mission St
Minna St
Tehama St
Clementina St
Clara St
6th St
Russ St
Folsom St
San Francisco Museum of Modern Art
RINCON HILL
Rincon Hill
Stillman St
Taber Pl
2nd St
SOUTH OF MARKET
Zoe St
4th St
YERBA BUENA PARTNERSHIP

Distribution of Welfare Checks and Outreach Referrals

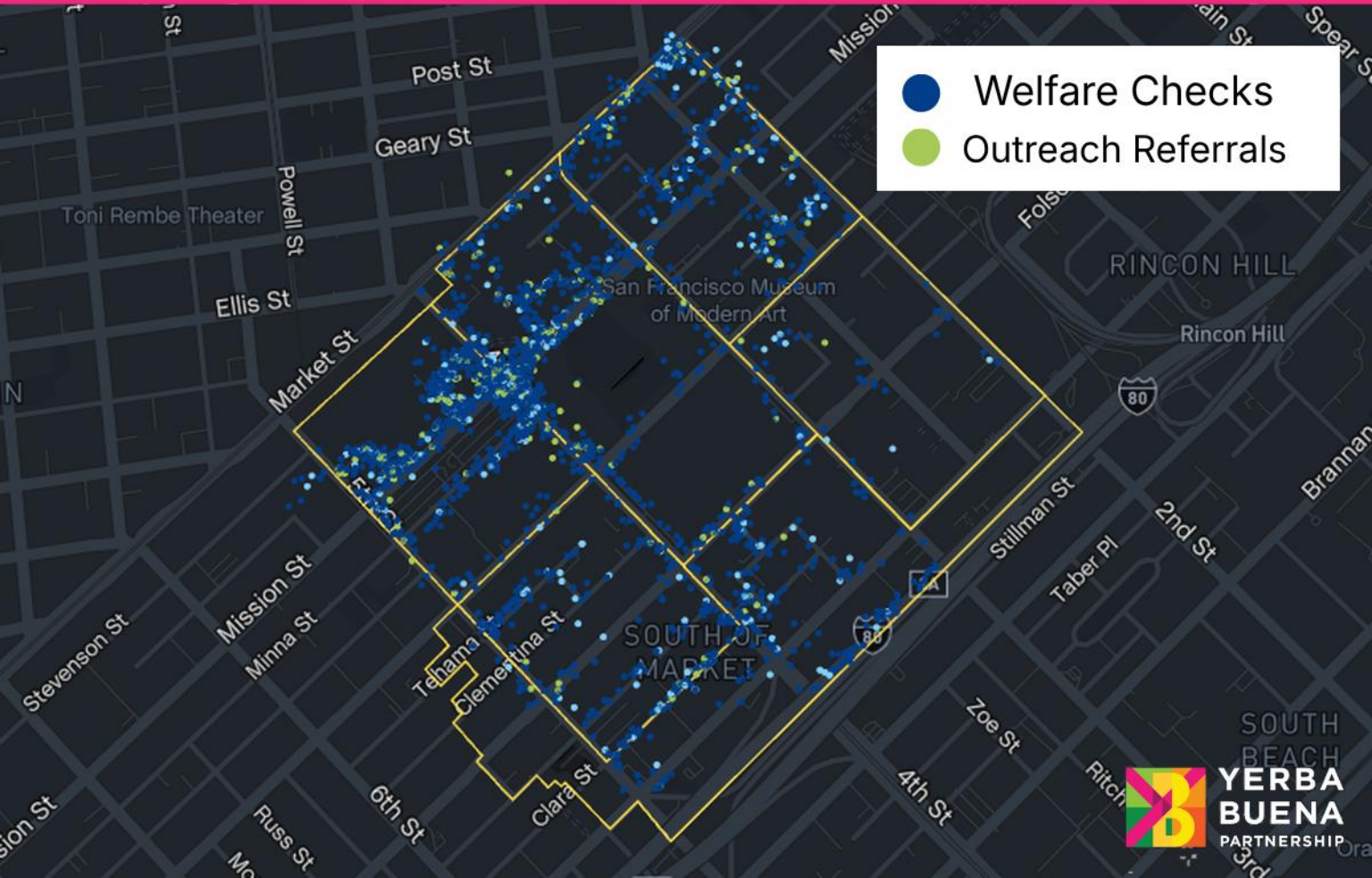

Hospitality Tasks

- Hospitality Interactions
- Directions Given
- Business Contacts

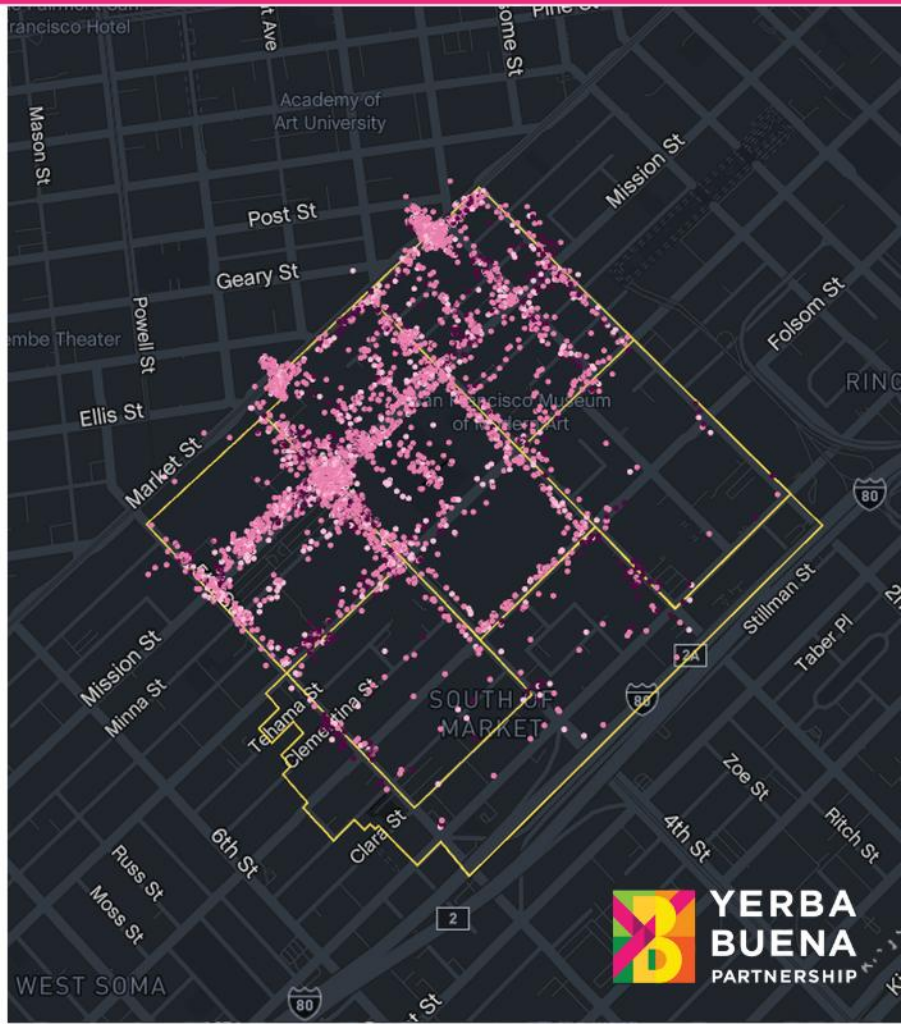

Safety & Hospitality Task Sources

- Jia (Ambassador Generated) 99.6% (18,561)
- Public Request to Dispatch Line 0.4% (73)

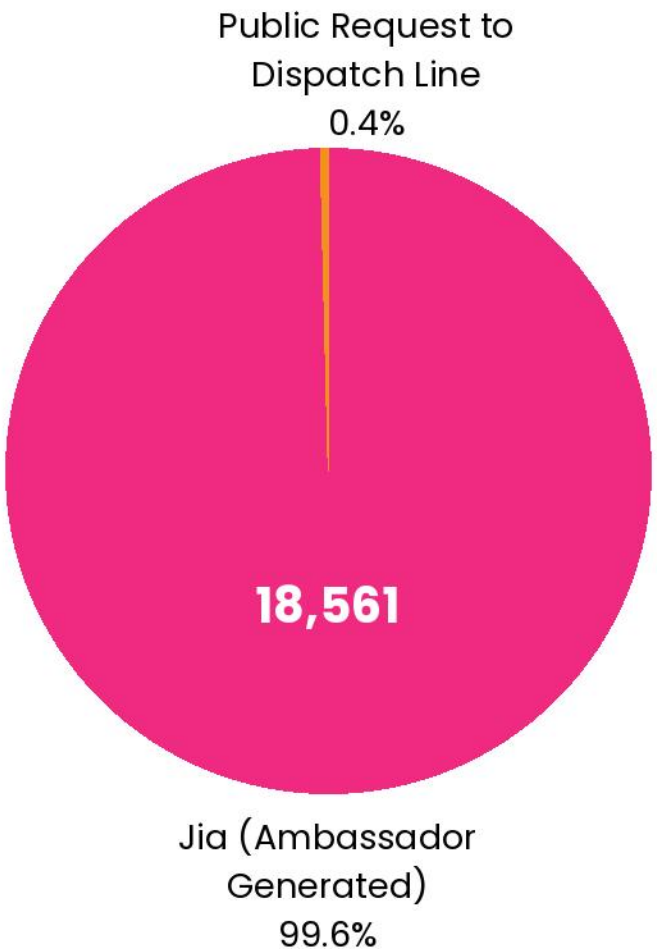

YERBA BUENA PARTNERSHIP

Total Safety & Hospitality Tasks: 18,634

Safety and Hospitality Task	Core Program	HEART Program	Month Total	YTD
Emergency Calls to 911	0	3	**3**	108
Non-Emergency Calls to SFPD	20	64	**84**	813
Requests to 311	57	119	**176**	818
Drug Activity	14	121	**135**	978
Hotspot Check	482	6,038	**6,520**	87,312
Naloxone Administered	0	4	**4**	10
Panhandling	3	23	**26**	405
Business Contacts	78	456	**534**	3,694
Hospitality Contacts	141	7,895	**8,036**	87,092
Wellness Checks	775	2,341	**3,116**	21,374

Defined Terms: Safety & Hospitality

YERBA BUENA PARTNERSHIP

Emergency Calls to 911: Records each time a call is made to 911 (this can include calls to SFFD).

Non-Emergency Calls to SFPD: Records each time a call is made to SFPD non-emergency.

Requests to 311: Each time an issue that is beyond Yerba Buena Partnership's scope is reported to 311 (e.g. broken bus shelter, broken curb/sidewalk).

Drug Activity: Each time a team member witnesses illegal drug activity.

Hotspot Check: Each time a designated "Safety Hot Spot" is patrolled.

Naloxone Administered: Each time Naloxone/Narcan is administered.

Panhandling: Every time a team member witnesses and engages with a person panhandling.

Business Contact: Checking in with businesses, introducing businesses to YBP clean and safe services, and providing dispatch information.

Hospitality Contact: Interactions with the public, directions, recommendations, general assistance, escorts.

Wellness Check: Each time a team member provides a welfare check to an individual.D).

Ambassador of the Month: October

Ambassador of the Month

Michael Roybal has quickly established himself as a valuable member of the Yerba Buena team, demonstrating an impressive work ethic, dependability, and a consistently positive attitude. Despite being relatively new to the program, Michael has already become a strong contributor through his excellent attendance, productivity, and commitment to producing quality work. He takes pride in his responsibilities, approaches each assignment with dedication, and is always willing to lend a hand wherever needed.

Beyond his individual performance, Michael has already taken an active role in supporting the development of fellow ambassadors by assisting with the training of new team members. He communicates effectively, works well with his coworkers, and brings an upbeat energy that makes him a pleasure to work alongside.

Michael may be one of the newer faces on the team, but he's certainly wasted no time making his mark! His willingness to jump in, support others, and lead by example makes him a deserving recipient of October's Ambassador of the Month recognition.

Michael Roybal (Cleaning Ambassador)



YERBA BUENA PARTNERSHIP

Ambassador Impact, Visualized







October Accomplishments & Highlights

YERBA BUENA PARTNERSHIP

October 2026 Event Highlights

Sep 29–Oct 1 | CoreWeave Fully Connected 2026
Technology and AI conference activity carried into October, supporting continued professional visitation and increased pedestrian activity throughout Yerba Buena.

Oct 13–15 | SEMICON West & TechCrunch Disrupt 2026
Overlapping technology conferences brought significant visitor activity to Moscone Center, increasing hospitality demand and pedestrian traffic across surrounding corridors.

Oct 19–22 | Cloudflare Connect 2026
Technology conference contributed to continued professional visitation and sustained weekday activity throughout the district.

Operational Success

Ambassador teams successfully supported multiple major technology conferences throughout October, including overlapping events that increased visitor activity and operational demands. Teams maintained strong district visibility, provided consistent hospitality and wayfinding assistance, and prioritized proactive cleanliness coverage across high-traffic corridors.

Looking Ahead

November 2026 Event Highlights

Nov 4–5 | Confluent Current San Francisco 2026
Data streaming and artificial intelligence conference at Moscone West, contributing to continued technology-sector visitation and hospitality demand.

Nov 17–20 | Microsoft Ignite 2026
Major global technology conference expected to generate significant visitor volume and increased pedestrian activity throughout Yerba Buena.

Nov 27–29 | Fan Expo San Francisco
Popular entertainment and pop culture convention expected to attract fans, families, and visitors during Thanksgiving weekend.

Throughout November | Neighborhood Events & Programming
Cultural celebrations, community gatherings, and seasonal holiday programming will support continued district activation, particularly during evening and weekend periods.

Operational Focus

Ambassador teams will maintain strong hospitality visibility, effective wayfinding support, and proactive cleanliness coverage throughout November, with deployment adjusted to accommodate major conferences, neighborhood events, and increased holiday-season activity.

Clean & Safe Team - Leadership



OPERATIONS MANAGER
APRIL OWENS



OPERATIONS SUPERVISOR
JOEL RAMIREZ



OPERATIONS SUPERVISOR
ZACH WATSON



DISPATCHER
TONY CHAPPELL



OPERATIONS SUPERVISOR
EZRA RAZO

Meet the Clean Team

YERBA BUENA PARTNERSHIP



ALAN



ANDREW



BENZ



CRISTIAN C.



FRANCISCO



GREG G.



HOWARD



MICHAEL L.



MICHAEL R.



MICHAEL T.



MOISES



SAM

Meet the Safety Team

YERBA BUENA PARTNERSHIP



ALICE



ANTWANE



DYLAN



EMILY



GERALD



GREG H.



JESSICA



JOHN



KYNDALL



MARC

Meet the Safety Team

YERBA BUENA PARTNERSHIP



NAFIYSAH



NEO



RAJA



ROBERT



SANJANA



SHAHEED



SHAILENDRA



SHARDEJA



THOMAS



WILL

Clean & Safe Team (Convention Corridor)



CRISTIAN S.
Special Projects



GUILLERMO
Pressure Washer



RUSSELL
Pressure Washer



MIKAEL
Cleaning
Ambassador



DARLA
Cleaning
Ambassador



YERBA BUENA PARTNERSHIP

Powered by

Jia