

# PUBLIC SAFETY REPORT

## PART I CRIME: APRIL 2026

Atlanta Downtown Improvement District



Monthly Crime Incidents  
**91**

Month-to-Month Change: +21%



Estimated Monthly Visits  
**5.2 Million**

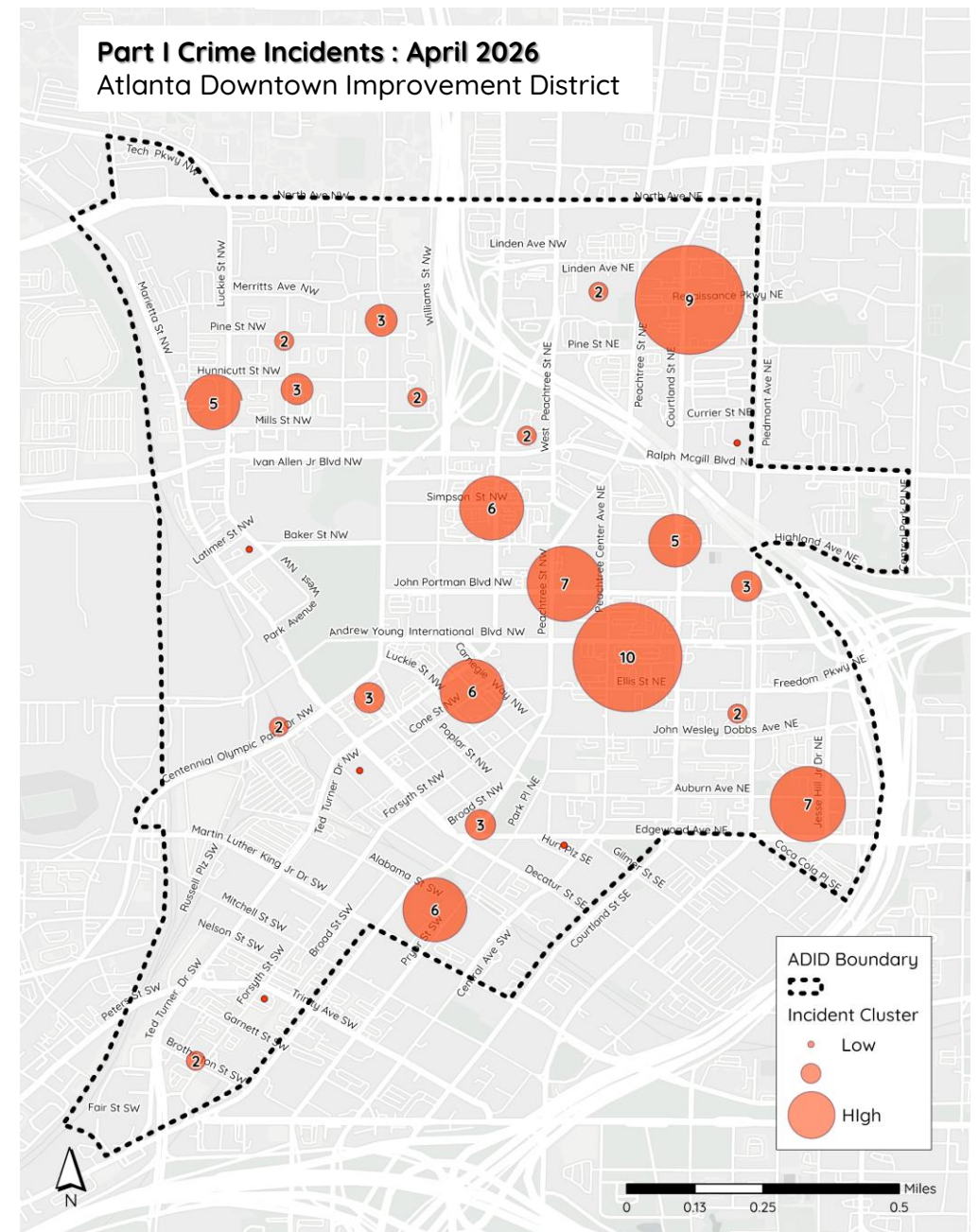
Month-to-Month Change: +4%



Monthly Crime Rate per 100,000 Visits  
**1.7**

Month-to-Month Change: +17%

Crime Type	March 2026	April 2026	Month to Month Change	Year to Date 2025	Year to Date 2026	Year to Date Change
All Other Larceny	16	26	63%	68	78	15%
Burglary/Breaking & Entering	6	4	-33%	16	16	0%
Motor Vehicle Theft	7	9	29%	41	32	-22%
Theft From Building	8	6	-25%	24	29	21%
Theft From Motor Vehicle	25	33	32%	256	101	-61%
Theft of Motor Vehicle Parts or Accessories	1	2	100%	2	5	150%
<b>Total Non-Violent</b>	<b>63</b>	<b>80</b>	<b>27%</b>	<b>407</b>	<b>261</b>	<b>-36%</b>
Aggravated Assault	9	8	-11%	21	29	38%
Murder & Nonnegligent Manslaughter	0	0	-	1	2	100%
Robbery	3	3	0%	13	10	-23%
<b>Total Violent</b>	<b>12</b>	<b>11</b>	<b>-8%</b>	<b>35</b>	<b>41</b>	<b>17%</b>
<b>Total</b>	<b>75</b>	<b>91</b>	<b>21%</b>	<b>442</b>	<b>302</b>	<b>-32%</b>



Source: ADID, [Placer.ai](#), and Atlanta Police Department, [Open Data Portal](#) compiled by CAP/ADID

# **PUBLIC SAFETY REPORT**

## **PART I CRIME: APRIL 2026 SUMMARY OF FINDINGS**

Atlanta Downtown Improvement District

### ***Rise in Crime Incidents***

In April 2026, the Atlanta Downtown Improvement District saw a 21% rise in crime incidents compared to the previous month. Crime incidents remain 29% lower than in April 2025. Monthly visits to Downtown rose, totaling about 5.2 million visits, and led to a 17% month-over-month increase in the crime rate. This equates to almost 1.7 crimes per 100,000 visits to Downtown, indicating a low likelihood of experiencing a crime during a visit.

### ***Increase in Thefts from Motor Vehicles***

The number of thefts from motor vehicles increased by 32%, with 33 break-ins reported. The hot spot analysis shows a decline in repeat locations, indicating fewer car break-ins at the same sites. Most of the car break-ins occurred in different places, rather than repeated locations. Notably, break-ins at Peachtree Center Parking Lots were 84% below previous levels following security upgrades, with only 3 incidents reported in April.

### ***Violent Crime Incidents***

A total of 11 violent crimes were reported, driven primarily by aggravated assaults and robberies. While these incidents occurred across various areas of Downtown, 18% of aggravated assaults occurred on public property.

### ***Persistent Panhandling Challenges***

Panhandling interventions dropped by 9%, with over 1,825 engagements recorded. Persistent activity continues in key areas, including 309 Edgewood Ave NE (Atlanta Fire Rescue Station 4), the Peachtree St/Peachtree Center commercial corridor, 135 Andrew Young International Blvd NE (Waffle House), and 160 Ted Turner Dr NW (American Hotel).

# PUBLIC SAFETY REPORT

## THEFT FROM AUTO INCIDENTS: APRIL 2026

Atlanta Downtown Improvement District



Monthly Theft from Auto Incidents

**33**

Month-to-Month Change: +32%



Monthly Rate per 100,000 Visits

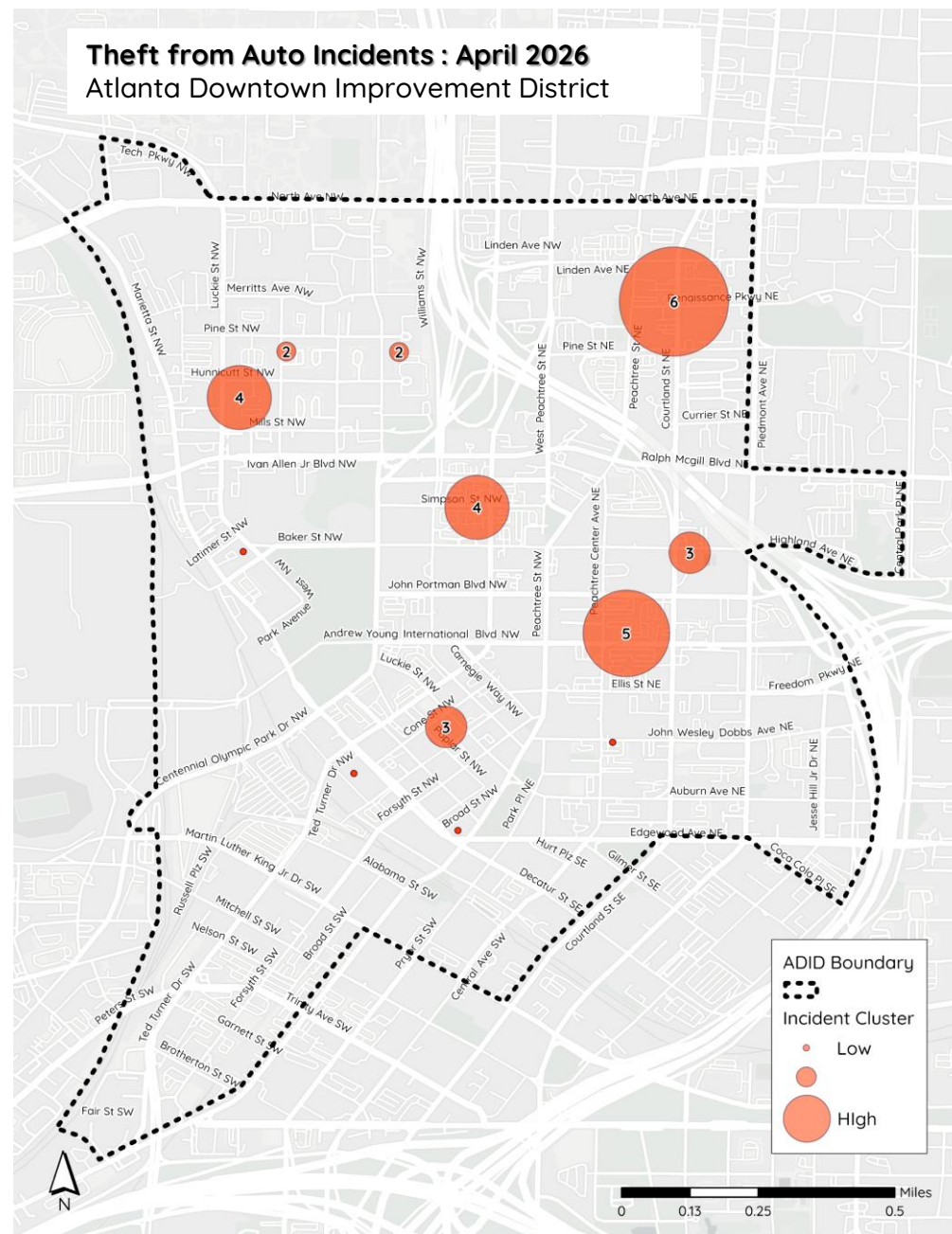
**0.6**

Month-to-Month Change: +28%

### TOP THEFT FROM AUTO SITES

### INCIDENTS

255 COURTLAND ST NE	3
427 LUCKIE ST NW	2
100 LUCKIE ST NW	1
17 BAKER ST NW	1
225 HUNNICUTT ST NW	1
32 PEACHTREE ST NW	1
488 CENTENNIAL OLYMPIC PARK DR NW	1
505 COURTLAND ST NE	1
54 ELLIS ST NE	1
98 CONE ST NW	1



# PUBLIC SAFETY REPORT

## PANHANDLING ACTIVITY: APRIL 2026

Atlanta Downtown Improvement District



Monthly Panhandling Engagements  
**1,825**

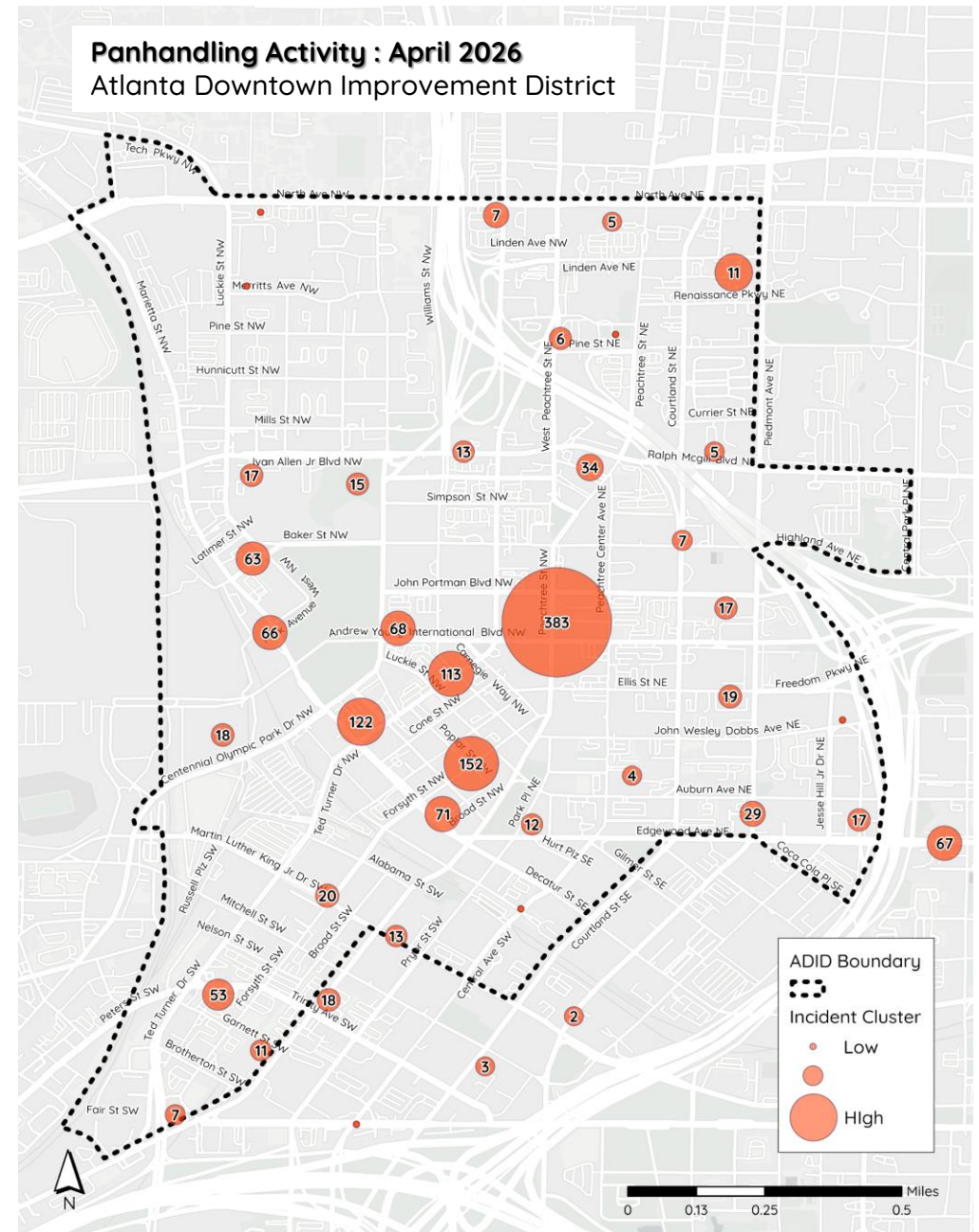
Month-to-Month Change: -9%



Monthly Rate per 100,000 Visits  
**35**

Month-to-Month Change: -12%

TOP PANHANDLING SITES	INTERVENTIONS
309 EDGEWOOD AVE NE	78
210 PEACHTREE ST NE	56
241 PEACHTREE ST NE	52
135 ANDREW YOUNG INTERNATIONAL BLVD NE	47
160 TED TURNER DR NW	44
240 PEACHTREE ST NE	43
215 PEACHTREE ST NE	41
100 MARIETTA ST NW	28
300 PEACHTREE ST NE	28
250 PARK AVE WEST NW	25



Source: ADID, [Placer.ai](#), compiled by CAP/ADID