


















Midtown Development Activity









February 2022

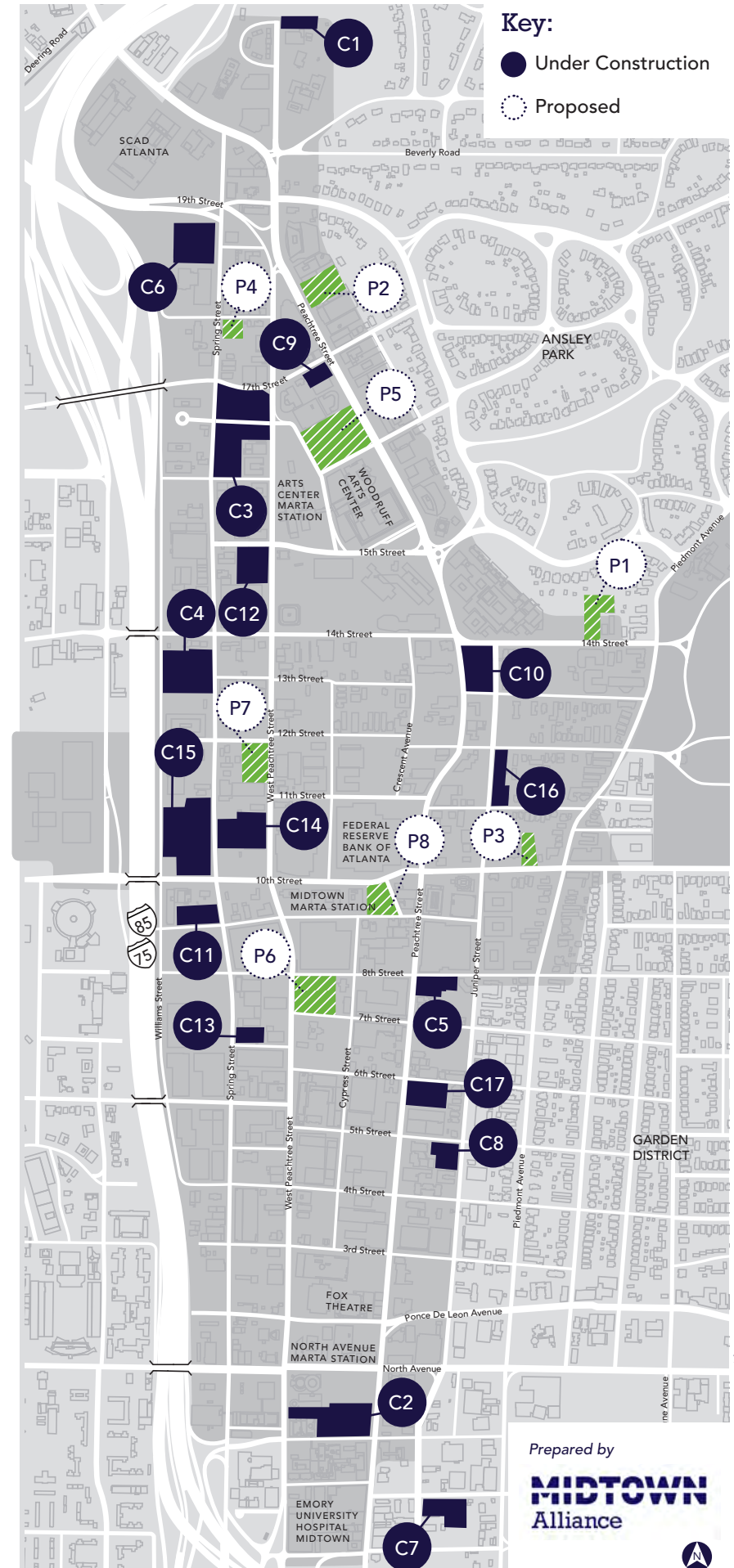
Key:
 Under Construction
 Proposed

Under Construction

 C1 SCAD Digital Media Center Expansion	 C2 Winship at Midtown - Health Care	 C3 Midtown Union / Mira at Midtown Union	 C4 Novel	 C5 903 Peachtree	 C6 SCAD Mixed-Use incl. Student Housing	 C7 505 Courtland Street		
 C8 The Hadley	 C9 1382 Peachtree	 C10 Campanile - Expansion	 C11 Hub on Campus - Student Housing	 C12 1230 West Peachtree	 C13 Moontower Apartments - Student Housing	 C14 Momentum incl. Student Housing		
 C15 1000 - 1020 Spring Street	 C16 1081 Juniper	 C17 Society Atlanta	For more information, contact: Karl Smith-Davids, Senior Project Manager, Project & Urban Design Karl@MidtownATL.com				Upcoming Midtown Development Review Committee Meetings: March 8 • April 12 • May 10	

Proposed

 P1 250 14th St.	 P2 Rhapsody incl. Condos	 P3 Modera Parkside	 P4 1405 Spring Street Apartments	 P5 First Presbyterian Church - Expansion	 P6 887 West Peachtree	 P7 1072 West Peachtree
 P8 Stratus Midtown						



Prepared by
MIDTOWN Alliance



Midtown Development Activity 2022

Updated: Feb-22

(Note: All projects located within the Midtown Improvement District or Zoning Districts)

Delivered Since Jan. 1, 2020

in order of completion

	Address	Project Name/Type	Developer	Office/ Institutional	Residential Units	Beds (Student Housing)	Hotel Rooms	Retail (SF)	Parking Spaces	Height (# of floors)	Completion
A 1	1197 Peachtree Street	Colony Square - Bld. 500	North American Properties	135,600				160,000*	1,675*	6	2021
A 2	1655 Peachtree Street	The Peach Atlanta	Peach Hospitality		107			0	90*	12	2021
A 3	530 West Peachtree Street	Emory Healthcare Linden Parking	Emory University Hospital					16,000	3,000	16	2021
A 4	712 West Peachtree Street	712 West Peachtree St. - Anthem Phase 2	Portman Holdings	309,000				5,000	516	24	2021
A 5	126 Renaissance Parkway	Midtown South - hotel	Dezhu US				120	3,500	111	7	2021
A 6	1105 West Peachtree Street	1105 West Peachtree, Epicurean hotel, 40 West 12th - condos	Selig	675,000	64		178	20,000	1,580	32	2021
A 7	699 Spring Street	Here Atlanta - student housing	CA Ventures		350	716		6,900	309	29	2021
A 8	640 Peachtree Street	Marriott Courtyard / Westin Element - dual hotel	Noble Investment Group				282	1,000	185	14	2021
A 9	650 West Peachtree Street	Norfolk Southern HQ	Cousins Properties	758,000				3,000	1,648	22	2021
TOTAL DELIVERED				1,877,600	521	716	580	55,400	7,349		

Currently in Construction

in order of expected opening

	Address	Project Name/Type	Developer	Office/ Institutional	Residential Units	Beds (Student Housing)	Hotel Rooms	Retail (SF)	Parking Spaces	Height (# of floors)	Projected Completion
C 1	1611 West Peachtree Street	SCAD Digital Media Center Expansion	SCAD	3,500				0	106*	5	Spring 2022
C 2	580 Peachtree Street	Winship at Midtown - Health Care	Emory University Hospital	455,000				0	0	17	Spring 2022
C 3	1295 Spring Street	Midtown Union / Mira at Midtown Union	MetLife / Granite / Street Lights Res.	588,000	355		230	32,500	1,856	2 Bldgs: 30, 26	Fall 2022
C 4	1150 Spring Street	Novel	Greenstone / Crescent Communities	327,000	339			9,800	832	12	Fall 2022
C 5	903 Peachtree Street	903 Peachtree	CA Ventures		427			9,600	467	33	Fall 2022
C 6	1470 Spring Street	SCAD Mixed Use - incl. student housing	SCAD	85,000	195	973		5,500	232	20	Fall 2022
C 7	505 Courtland Street	505 Courtland Street	Woodfield Partners		284			0	287	16	Fall 2022
C 8	770 Juniper Street	The Hadley	Street Lights Residential		299			2,500	568	26	Spring 2023
C 9	1382 Peachtree Street	1382 Peachtree Street	Greystar		281			7,200	308	32	Spring 2023
C 10	1155 Peachtree Street	Campanile - Expansion	Dewberry Capital	96,000				30,300	141*	21	Spring 2023
C 11	960 Spring Street	Hub on Campus - student housing	Core Spaces		278	784		5,600	125	20	Fall 2023
C 12	1230 West Peachtree Street	1230 West Peachtree	Hanover Company		421			15,000	426	30	Fall 2023
C 13	859 Spring Street	Moontower Apartments - student housing	Lincoln Ventures		168	565		3,600	25	25	Fall 2023
C 14	1018 West Peachtree Street	Momentum - incl. student housing ¹	Toll Brothers		640	600		4,900	615	2 Bldgs: 36, 34	Spring 2024
C 15	1000 Spring Street	1000-1020 Spring Street	Portman Holdings	525,000	370		225	60,000	1,682	3 Bldgs: 31,30,24	Spring 2024
C 16	1081 Juniper Street	1081 Juniper	Middle Street Partners		470			8,600	690	2 Bldgs: 38, 34	Fall 2024
C 17	811 Peachtree Street	Society Atlanta	Property Markets Gr./ Greybrook Realty Partne	77,000	483			15,600	455	33	Fall 2024
TOTAL IN CONSTRUCTION				2,156,500	5,010	2,922	455	210,700	8,568		

Currently in Planning Phase

in order of DRC review

	Address	Project Name/Type	Developer	Office/ Institutional	Residential Units	Beds (Student Housing)	Hotel Rooms	Retail (SF)	Parking Spaces	Height (# of floors)	Latest DRC Review Date
P 1	250 14th Street	250 14th Street	Toll Brothers		175			0	310	17	Oct-19
P 2	1429 Peachtree Street	Rhapsody - incl. condos	Capital City Real Estate		350			4,500	463	29	Oct-20
P 3	180 10th Street	Modera Parkside	Mill Creek Residential		378			2,800	460	31	Jul-21
P 4	1405 Spring Street	1405 Spring Street Apartments	JPX Works		325				324	31	Sep-21
P 5	1328 Peachtree Street	First Presbyterian Church - Expansion	First Presbyterian Church	5,500					58*	3	Oct-21
P 6	887 West Peachtree Street	887 West Peachtree	Cousins Properties	408,000				14,000	786	26	Dec-21
P 7	1072 West Peachtree Street	1072 West Peachtree	Rockefeller Group	212,200	350			6,600	850	61	Dec-21
P 8	80 Peachtree Place	Stratus Midtown	Trammell Crow	465,500				11,100	828	30	Dec-21
TOTAL PLANNED				1,091,200	1,578	0	0	39,000	4,021		

¹ 1018 West Peachtree St. (by Toll Brothers) includes 376 standard residential units and 264 student housing units.

TOTAL PLANNED + IN CONSTRUCTION				3,247,700	6,588	2,922	455	249,700	12,589		
GRAND TOTAL				5,125,300	7,109	3,638	1,035	305,100	19,938		

*Renovations not included in totals