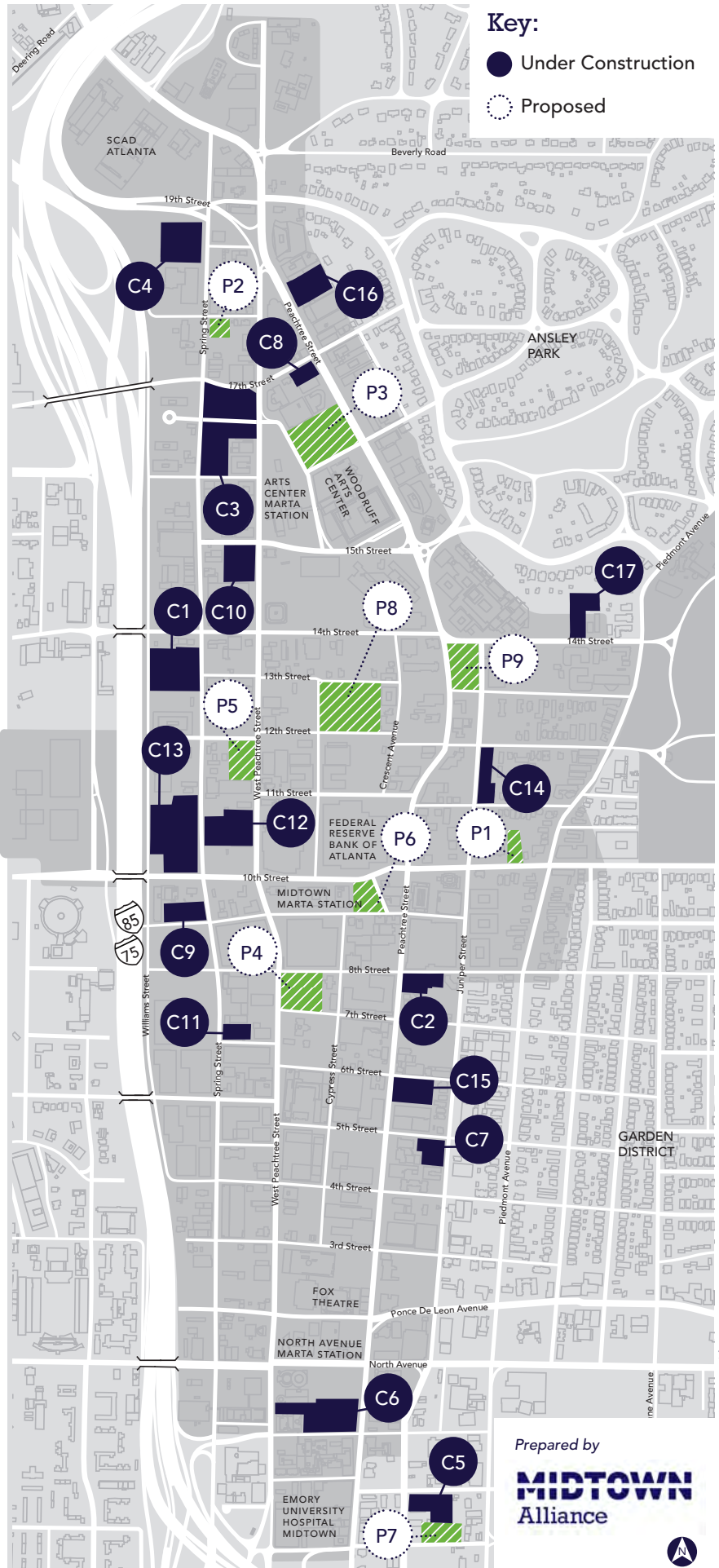





Midtown Development Activity

May 2022










Key:
 Under Construction
 Proposed



Under Construction

 C1 14 + Spring / Novel	 C2 903 Peachtree	 C3 Midtown Union / Mira at Midtown Union	 C4 SCAD Mixed-Use incl. Student Housing	 C5 505 Courtland Street	 C6 Winship at Midtown - Health Care	 C7 The Hadley		
 C8 1382 Peachtree	 C9 Hub on Campus - Student Housing	 C10 1230 West Peachtree	 C11 Whistler - Student Housing	 C12 Momentum incl. Student Housing	 C13 Spring Quarter	 C14 1081 Juniper		
 C15 Society Atlanta	 C16 Rhapsody incl. condos	 C17 250 14th St.	For more information, contact: Karl Smith-Davids, Senior Project Manager, Project & Urban Design Karl@MidtownATL.com				Upcoming Midtown Development Review Committee Meetings: June 14 • July 12 • August 9	

Proposed

 P1 Modera Parkside	 P2 1405 Spring Street Apartments	 P3 First Presbyterian Church - Expansion	 P4 887 West Peachtree	 P5 1072 West Peachtree	 P6 Stratus Midtown	 P7 140 Pine Street
 P8 Midtown Exchange	 P9 Campanile - Expansion					

Prepared by
MIDTOWN Alliance

Midtown Development Activity 2022

Updated: May-22

(Note: All projects located within the Midtown Improvement District or Zoning Districts)

Delivered Since Jan. 1, 2021 *in order of completion*

	Address	Project Name/Type	Developer	Office/ Institutional	Residential Units	Beds (Student Housing)	Hotel Rooms	Retail (SF)	Parking Spaces	Height (# of floors)	Completion
A 1	1197 Peachtree Street	Colony Square - Bld. 500	North American Properties	135,600				160000*	1675*	6	2021
A 2	1655 Peachtree Street	The Peach Atlanta	Peach Hospitality		107			0	90*	12	2021
A 3	530 West Peachtree Street	Emory Healthcare Linden Parking	Emory University Hospital					16,000	3,000	16	2021
A 4	712 West Peachtree Street	712 West Peachtree St. - Anthem Phase 2	Portman Holdings	309,000				5,000	516	24	2021
A 5	126 Renaissance Parkway	Sonder hotel	Dezhu US				120	3,500	111	7	2021
A 6	1105 West Peachtree Street	1105 West Peachtree, Epicurean hotel, 40 West 12th - condos	Selig Enterprises	675,000	64		178	20,000	1,580	32	2021
A 7	699 Spring Street	Here Atlanta - student housing	CA Ventures		350	716		6,900	309	29	2021
A 8	640 Peachtree Street	Marriott Courtyard / Westin Element - dual hotel	Noble Investment Group				282	1,000	185	14	2021
A 9	650 West Peachtree Street	Norfolk Southern HQ	Cousins Properties	758,000				3,000	1,648	22	2021
A 10	1611 West Peachtree Street	SCAD Digital Media Center Expansion	SCAD	3,500				0	106*	5	2022
TOTAL DELIVERED				1,881,100	521	716	580	55,400	7,349		

Currently in Construction *in order of expected opening*

	Address	Project Name/Type	Developer	Office/ Institutional	Residential Units	Beds (Student Housing)	Hotel Rooms	Retail (SF)	Parking Spaces	Height (# of floors)	Projected Completion
C 1	1150 Spring Street	14 + Spring / Novel	Greenstone / Crescent Communities	327,000	339			9,800	832	12	Fall 2022
C 2	903 Peachtree Street	903 Peachtree	CA Ventures		427			9,600	467	33	Fall 2022
C 3	1295 Spring Street	Midtown Union / Mira at Midtown Union	MetLife / Granite / Street Lights Res.	588,000	355		230	32,500	1,856	2 Bldgs: 30, 26	Fall 2022
C 4	1470 Spring Street	SCAD Mixed Use - incl. student housing	SCAD	85,000	195	973		5,500	232	20	Fall 2022
C 5	505 Courtland Street	505 Courtland Street	Woodfield Development		284			0	287	16	Fall 2022
C 6	580 Peachtree Street	Winship at Midtown- Health Care	Emory University Hospital	455,000				0	0	17	Spring 2023
C 7	770 Juniper Street	The Hadley	Street Lights Residential		299			2,500	568	26	Spring 2023
C 8	1382 Peachtree Street	1382 Peachtree Street	Greystar		283			7,200	308	32	Spring 2023
C 9	960 Spring Street	Hub on Campus- student housing	Core Spaces		278	784		5,600	125	20	Fall 2023
C 10	1230 West Peachtree Street	1230 West Peachtree	Hanover Company		421			15,000	426	30	Fall 2023
C 11	859 Spring Street	Whistler - student housing	Lincoln Ventures		168	565		3,600	25	24	Fall 2023
C 12	1018 West Peachtree Street	Momentum - incl. student housing ¹	Toll Brothers		640	600		4,900	615	2 Bldgs: 36, 34	Spring 2024
C 13	1000 Spring Street	Spring Quarter	Portman Holdings	528,000	370		225	40,000	1,682	3 Bldgs: 31,30,24	Spring 2024
C 14	1081 Juniper Street	1081 Juniper	Middle Street Partners		470			8,600	690	2 Bldgs: 38, 34	Fall 2024
C 15	811 Peachtree Street	Society Atlanta	Property Markets Gr./ Greybrook Realty Partne	77,000	460			15,500	455	33	Fall 2024
C 16	1429 Peachtree Street	Rhapsody - incl. condos	Capital City Real Estate		350			4,500	459	29	Fall 2024
C 17	250 14th Street	250 14th Street	Toll Brothers		175			0	310	17	Fall 2024
TOTAL IN CONSTRUCTION				2,060,000	5,514	2,922	455	164,800	9,337		

Currently in Planning Phase *in order of DRC review*

	Address	Project Name/Type	Developer	Office/ Institutional	Residential Units	Beds (Student Housing)	Hotel Rooms	Retail (SF)	Parking Spaces	Height (# of floors)	Latest DRC Review Date
P 1	180 10th Street	Moder Parkside	Mill Creek Residential		361			3,400	451	32	Jul-21
P 2	1405 Spring Street	1405 Spring Street Apartments	JPX Works		326				326	31	Sep-21
P 3	1328 Peachtree Street	First Presbyterian Church - Expansion	First Presbyterian Church	5,500					58*	3	Oct-21
P 4	887 West Peachtree Street	887 West Peachtree	Cousins Properties	408,000				14,000	786	26	Dec-21
P 5	1072 West Peachtree Street	1072 West Peachtree	Rockefeller Group	212,200	350			6,600	850	61	Dec-21
P 6	80 Peachtree Place	Stratus Midtown	Trammell Crow	465,500				11,100	828	30	Dec-21
P 7	140 Pine Street	140 Pine Street	Woodfield Development		342				539	19	Apr-22
P 8	70 12th Street	Midtown Exchange	Selig Enterprises	588,000	465			24,500	1,578	2 Bldgs: 37, 26	May-22
P 9	1155 Peachtree Street	Campanile - Expansion	Dewberry Capital	265,000				39,000	178	27	May-22
TOTAL PLANNED				1,944,200	1,844	0	0	98,600	5,536		

¹ 1018 West Peachtree St. (by Toll Brothers) includes 376 standard residential units and 264 student housing units.

TOTAL PLANNED + IN CONSTRUCTION				4,004,200	7,358	2,922	455	263,400	14,873		
--	--	--	--	------------------	--------------	--------------	------------	----------------	---------------	--	--

*Renovations not included in totals

GRAND TOTAL				5,885,300	7,879	3,638	1,035	318,800	22,222		
--------------------	--	--	--	------------------	--------------	--------------	--------------	----------------	---------------	--	--