

Midtown Improvement District Achieves Lowest Crime Rate in 25 Years

Midtown remains among the safest areas in Atlanta, even as the number of people who spend time here has grown significantly over time. Each day, more than **114K people** spend time in the 1.2 square mile district.

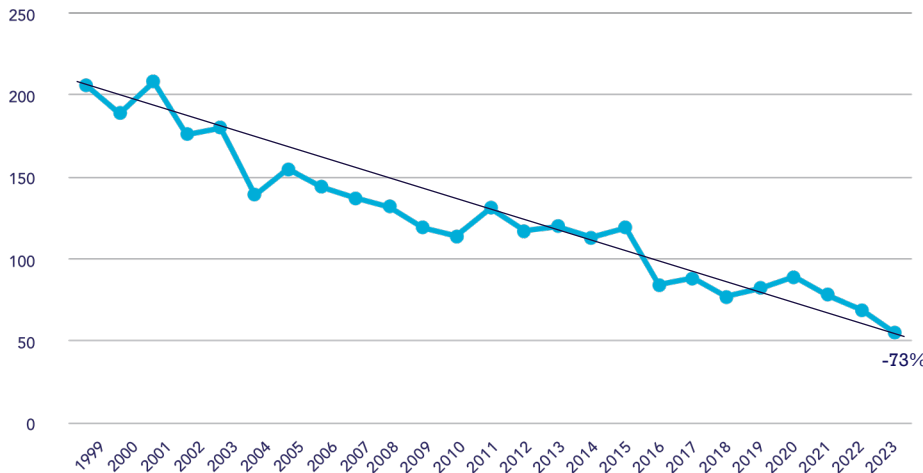
All crime numbers are set against a very low base, with the Midtown Improvement District (MID) experiencing the lowest number of violent crime and property crimes in 25+ years.

Thank you to the Atlanta Police Department and all the agency and private partners collaborating with Midtown Alliance’s Midtown Blue public safety program for their exceptional work to maintain a safe and welcoming place.

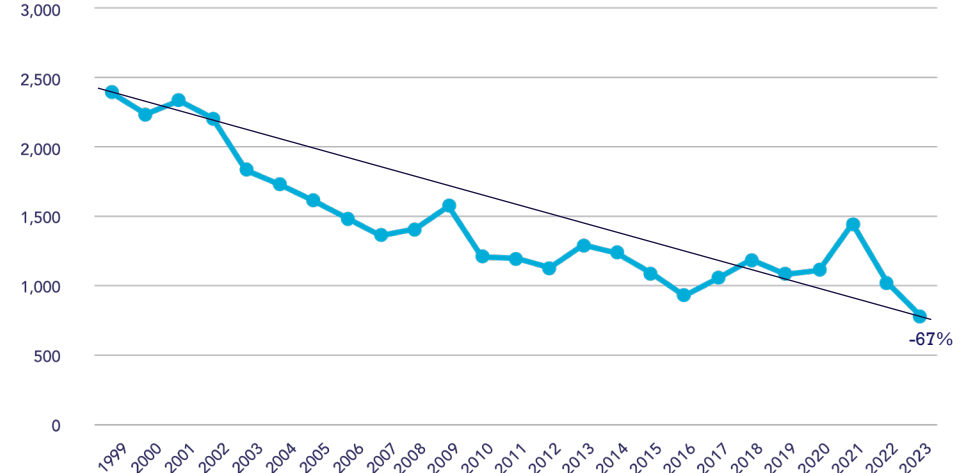


HISTORICAL CRIME TRENDS IN THE MID (1999-2023):

VIOLENT CRIME: DOWN -73%



PROPERTY CRIME: DOWN -67%



About this Report: The U.S. Justice Dept. collects data about Part I offenses to measure serious crime. Each month, contributing public safety agencies submit info. Data in this report is sourced from Atlanta Police Department reports through December 31, 2023 and covers the 1.2 square mile Midtown Improvement District (MID).

Overall Crime in 2023: Down -23% in the Midtown Improvement District vs. Prior Year

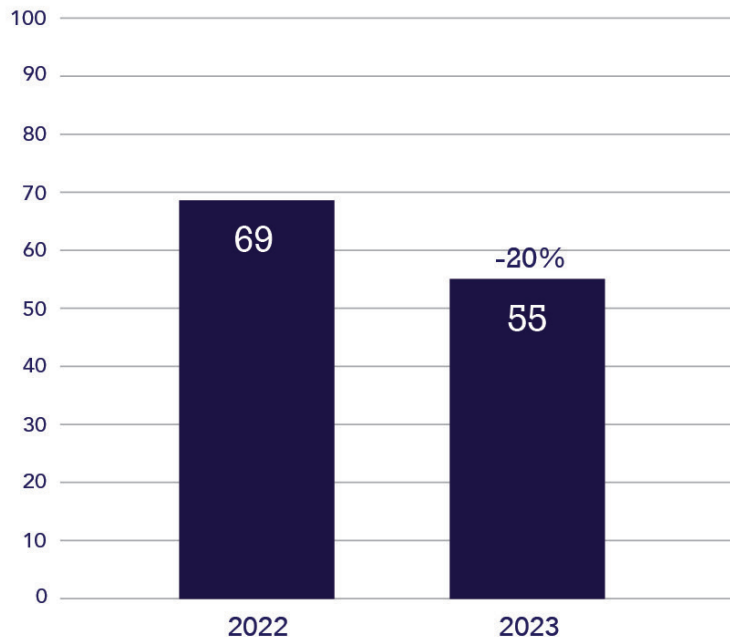
In the Midtown Improvement District, year-over-year violent crimes and property crimes declined even further from the previous record-lows achieved in 2022.

In Midtown, 93% of all crime was non-violent property crime.

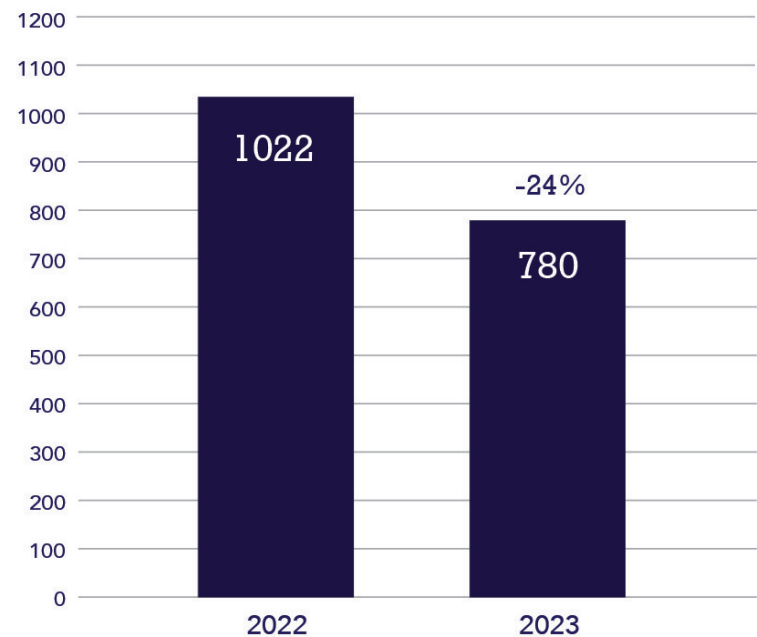
Citywide, APD reports that violent crime was down -17% in 2023, reversing a three-year trend, while property crime increased +7%.

YEAR-OVER-YEAR CRIME IN THE MID (2022-2023):

VIOLENT CRIME: DOWN -20%



PROPERTY CRIME: DOWN -24%

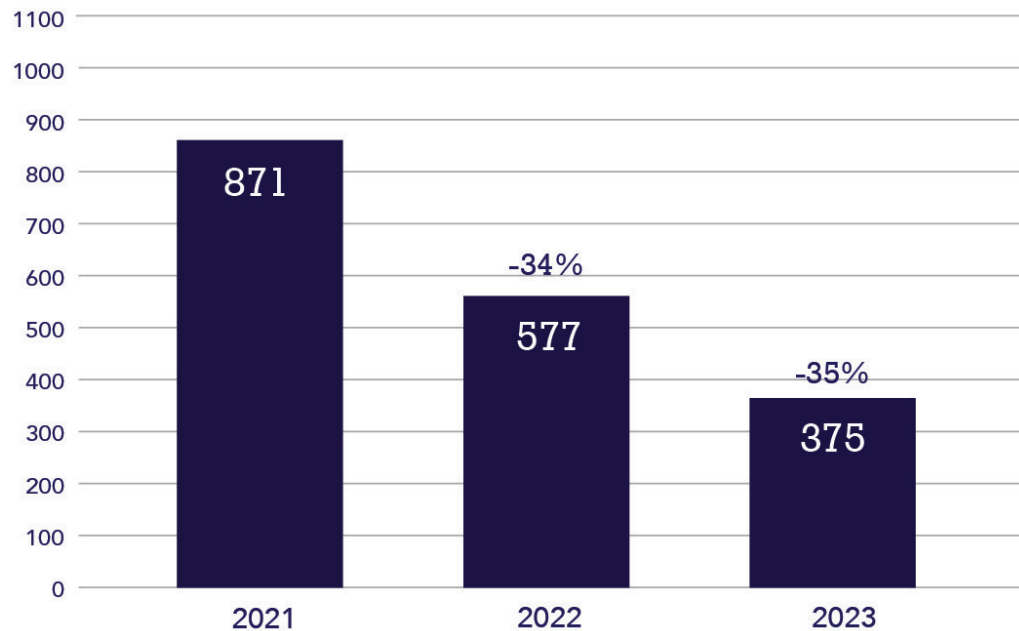


Car Break-Ins for 2023: Down -35% in the Midtown Improvement District vs. 2022 and Down -57% vs. 2021

Theft from auto is the most prevalent type of crime experienced in the MID. This has been the case for many years, as Midtown is an activity center with many surface lots, decks and on-street parking facilities with more than 70K parking spaces combined.

Citywide, APD reports that car break-ins decreased by -9% for 2023.

**COMPARING ANNUAL
THEFT FROM AUTO TOTALS IN THE MID (2021-2023):**



Car break-ins are crimes of opportunity. The vast majority are preventable.

It is estimated that 85% of theft from auto incidents involved valuables left in plain sight.

VEHICLE OWNERS:



Download Midtown Blue's "Clean Car" flyer [here](#) for tips on how to secure your vehicle.

PROPERTY MANAGERS:



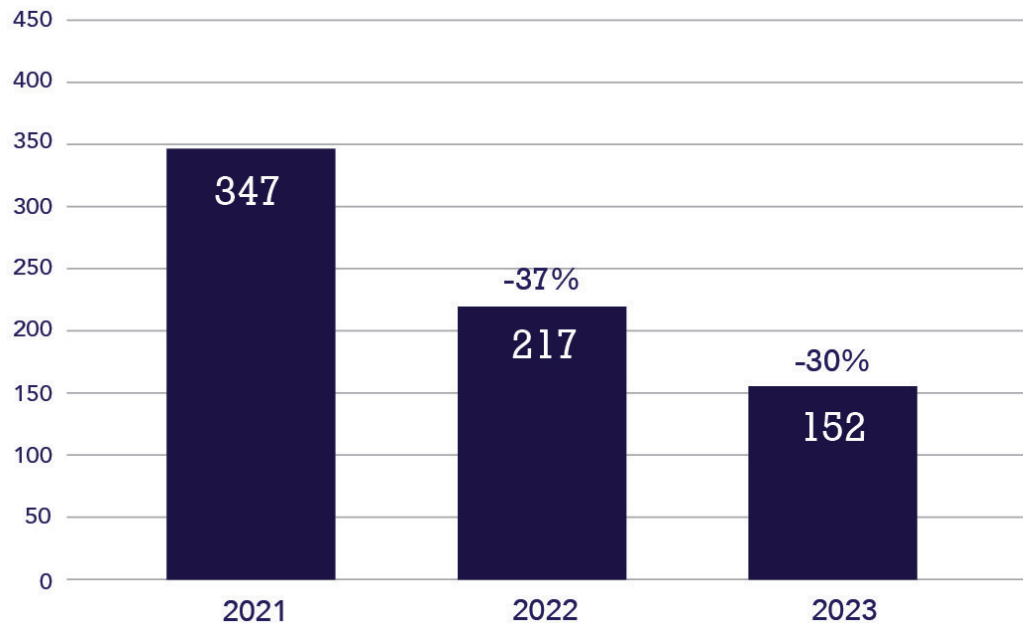
Schedule a parking facility assessment to identify potential safety improvements. Call Midtown Blue at 404-817-0500.

Stolen Autos for 2023: Down -30% in the Midtown Improvement District vs. 2022 and Down -56% vs. 2021

In 2023, 43% of the stolen vehicle incidents in Midtown were preventable as they involved illegally parked vehicles that either had a key fob left inside the vehicle or the vehicle was left running and unattended. Midtown Blue has been working proactively throughout the year with property managers, delivery drivers and APD to reduce stolen autos.

Citywide, APD reports that auto thefts increased +61% in 2023, with an estimated two-thirds of auto thefts involving Kia and Hyundai vehicles with a design defect.

COMPARING ANNUAL
STOLEN AUTO TOTALS IN THE MID (2021-2023):



The vast majority of auto thefts are preventable.

Never leave your vehicle running and unattended.

VEHICLE OWNERS:



Park legally in designated areas. Turn your engine off and take your keys with you. Lock your vehicle's doors. Every time.

STORE MANAGERS:



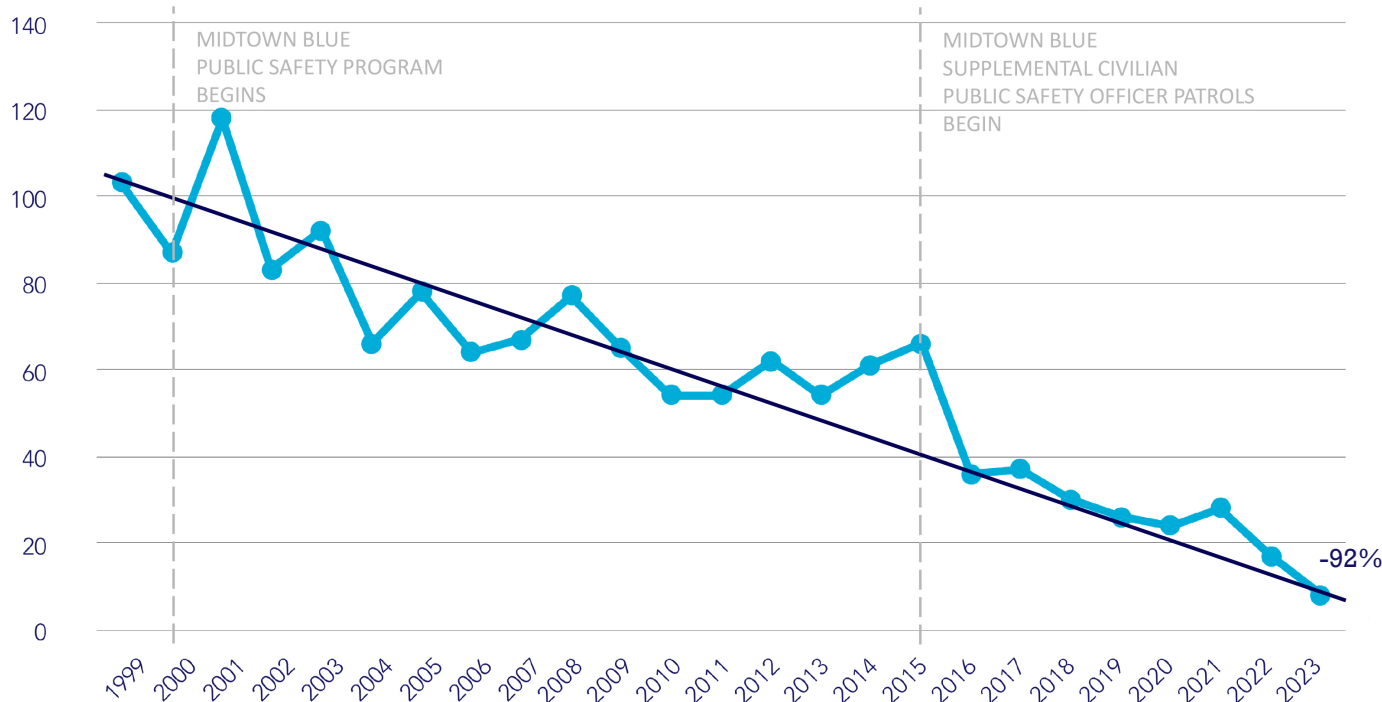
Communicate with delivery drivers about parking legally in designated areas and securing their vehicle.

Pedestrian Robberies: Down -92% Since 1999 in the Midtown Improvement District

The Midtown Blue program works to prevent crimes that occur outdoors in the public right-of-way, specifically stranger-on-stranger crimes. In 2023, the district hosted an average of **114K people** daily and experienced only **12 stranger-on-stranger crimes**, averaging one per month.

The MID has experienced a dramatic decrease over the past eight years in pedestrian robberies since the supplemental public safety program brought on our civilian Public Safety Officer (PSO) detail. PSOs actively patrol on foot, on bicycles and Trikkes and in marked vehicles. Overall, the program delivers a combined **650 hours** each week of supplemental public safety patrolling in the MID's 120 blocks.

**HISTORICAL PEDESTRIAN ROBBERIES
IN THE MID (1999-2023):**



Well-lit sidewalks also play a role in ensuring a safe district.

Midtown Alliance coordinates with the City of Atlanta and Georgia Power on issues affecting right-of-way and operations. Regular monthly audits of streetlights have significantly decreased the number of nonfunctioning streetlights in recent years:

- 2020/earlier: 300 outages
- 2022: 150
- 2023: 20

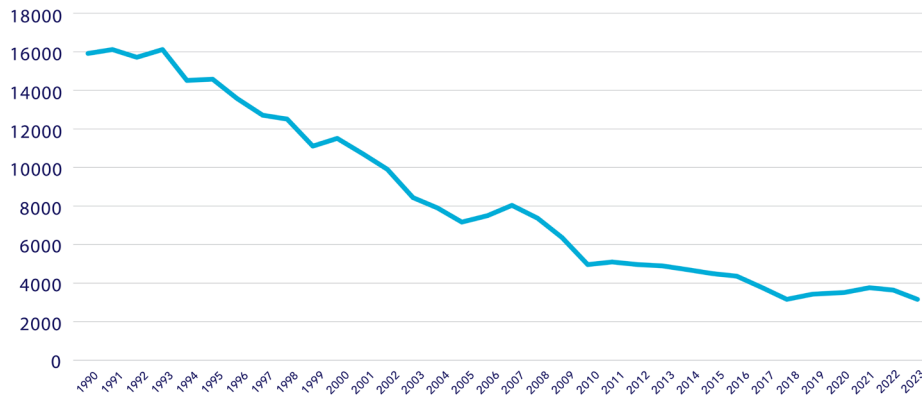
For More than 30+ Years, Crime in the City of Atlanta Has Continued to Decline Overall

Over the last 30+ years crime has drastically decreased in Atlanta, even while its population has increased dramatically. Violent crime and property crime in the City have both dropped substantially over the last three-plus decades.

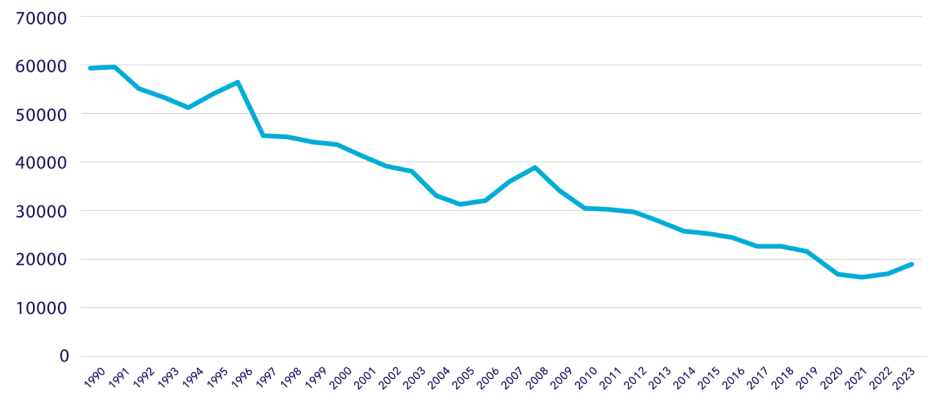
- From 1990-2023, Violent Crime in the City of Atlanta dropped -82%
- Property Crime dropped -67%
- The city's residential population has grown more than 25% during this period, and its jobs and visitors have grown even more

HISTORICAL CRIME TRENDS IN THE CITY OF ATLANTA (1990-2023):

VIOLENT CRIME: DOWN -82%



PROPERTY CRIME: DOWN -67%



Source: Atlanta Police Department