

# DOWNTOWN

Rochester, Minnesota

## Let's work together!

Our Clean and Safe Ambassadors will be helping clear snow and ice from:


- Trees and bench areas in Heart of the City
- Around fire hydrants
- Handicamp ramps
- Catch basins


## Did you know?

Ambassadors also provide complimentary:

- Safety escorts within downtown
- Vandalism removal
- Litter and biohazard removal
- Wayfinding and hospitality assists


## Ambassador contact and hours

 507-316-7511

 Daily service  
Scan QR for current hours



## Rochester Downtown Alliance

 507-216-9882

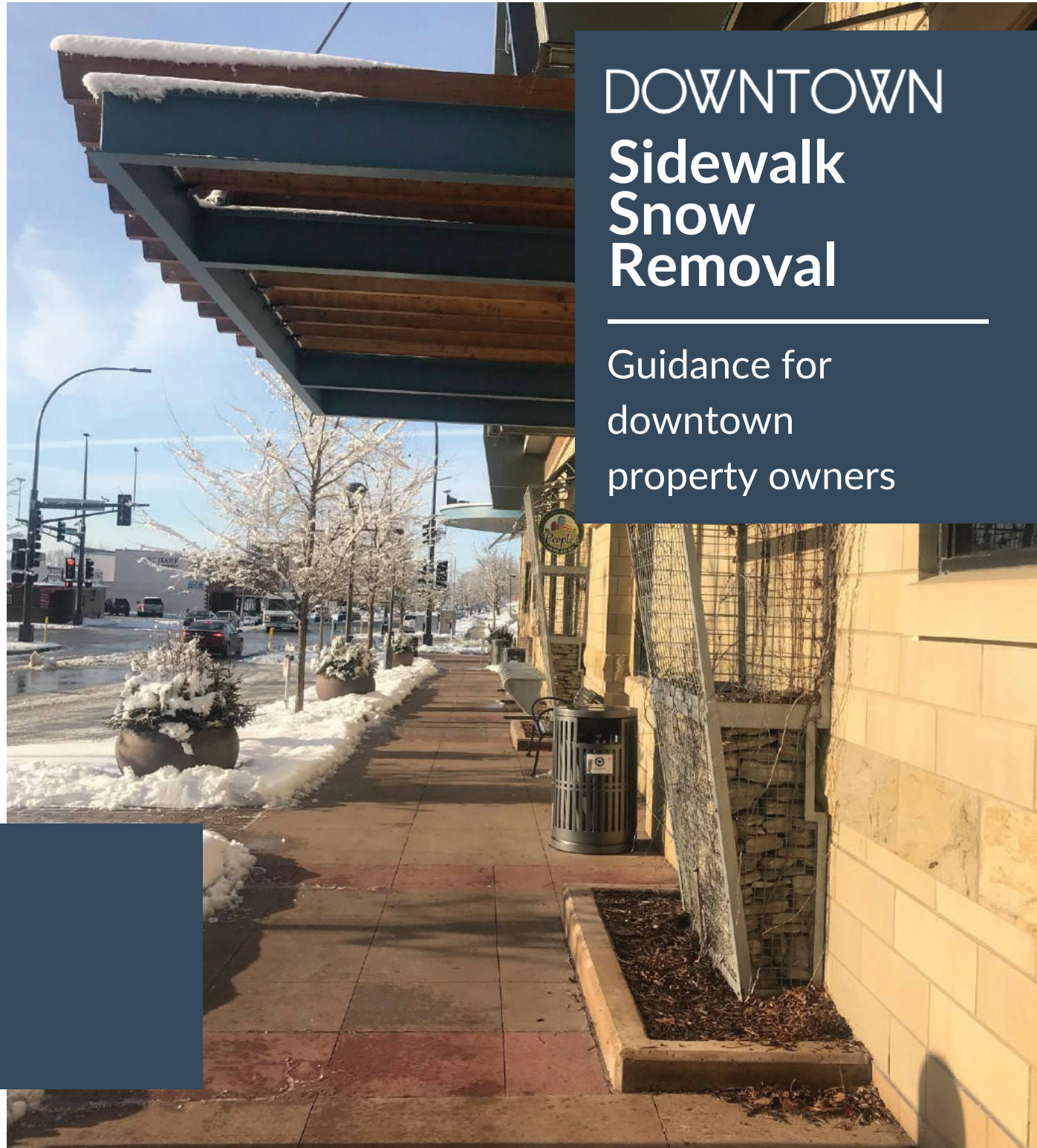
 [info@downtownrochestermn.com](mailto:info@downtownrochestermn.com)

 [DowntownRochesterMN.com](http://DowntownRochesterMN.com)

# DOWNTOWN

## Sidewalk Snow Removal

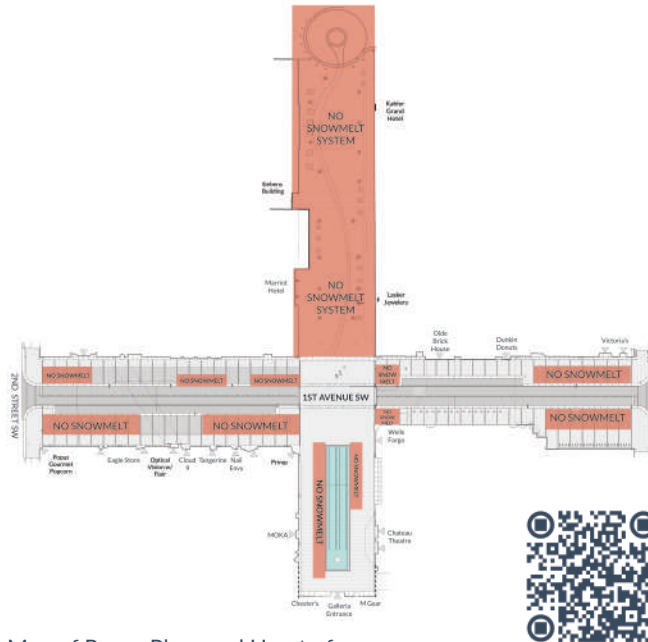
Guidance for  
downtown  
property owners



# Heart of the City

## Property owner responsibilities:

- Some Heart of the City sidewalks feature a new snowmelt system (see map at right).
- Sidewalks outside of the snowmelt system must remove snow and ice from sidewalks abutting your property within 24 hours of snowfall ending.
- All equipment used to move snow must have poly or rubber cutting edges. All shovels must also be made of non-metal materials.
- Remove snow and ice six feet out from building. Pavers may only be treated with Winter Green green ice melt; **other de-icing products are strictly prohibited.**



Map of Peace Plaza and Heart of the City. **Areas in red do not have snowmelt systems installed.**

Scan QR code for enlarged map

## Questions?

Contact Jeff Haberman, Rochester Parks and Rec

507-328-2516

jhaberman@rochestermn.gov

# Greater Downtown

## Property owner responsibilities:

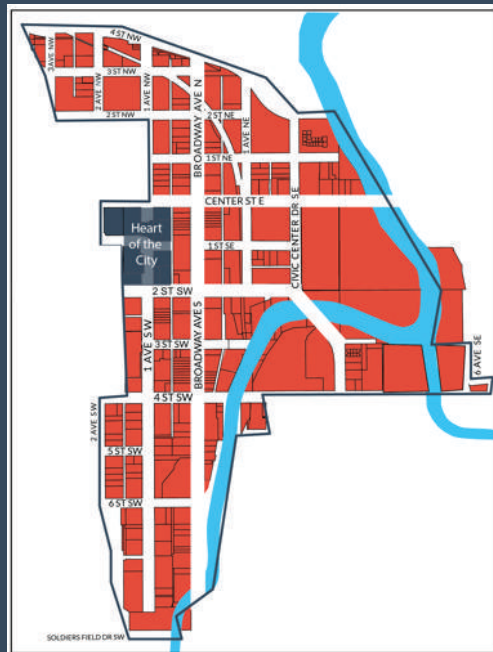
- Remove snow and ice from sidewalks, fire hydrants, handicap ramps, and storm drains on your property within 24 hours of snowfall ending.
- Clear snow the width of the sidewalk.
- Treat sidewalk paths with sand, sawdust, or similar material. De-icers should be used when shovels, brooms, or snow blowers are not sufficient.
- Free sand is available downtown. You can fill up a maximum of a 5 gallon bucket at the YMCA.

## Questions?

Contact Josh Fjetland, Rochester Public Works

507-328-2466

jfjetland@rochestermn.gov



Map of greater downtown in red, Heart of the City in blue.

# FAQs

## Who is responsible for clearing the sidewalks of snow and ice?

Everyone! City code states, "the owner and the occupant of any property adjacent to a public sidewalk or pedestrian ramp shall use due diligence to keep such walk safe for pedestrians."

If you don't own your property, check your lease agreement or with your management company to check your sidewalk clearing responsibility.

## When do I have to clear the sidewalks?

You have 24 hours after a snowfall ends to clear snow and ice.

## How wide of a path needs to be cleared?

Clear snow the width of the sidewalk to ensure access by wheelchairs and strollers.

## How can I report locations that do not clear their sidewalks?

Reports about uncleared sidewalks can be directed to Public Works at 507-328-2400.



Scan QR code for more information

## Penalties for uncleared snow

Citations are issued and will increase per violation if more than one is received in a 365-day period.

- **1st offense:** \$60 citation + \$60 contractor mobilization fee = **\$120**
- **2nd offense:** \$100 citation + \$60 contractor mobilization fee = **\$160**
- **3rd offense:** \$200 citation + \$60 contractor mobilization fee = **\$260**

In addition to the above charges, the actual cost of snow removal will be assessed and added to citation above.