BASEMENT FLOOR PLAN

SCALE: 1/8" = 1'-0"

27 - PARKING SPACES
2 ADDITIONAL SPACES W/ ATTENDANT PARKING

REVISIONS	
9-7-63	RE-LOCATE OIL STORAGE TANK
9-17-63	LOWER TRANSFORMER VLT. FL. 6"
10-3-63	ADD ELEV. PIT FOR ELEV. [illegible]
10-17-63	RAISE ELEV. PIT FL. 1'-0" F[illegible] ELEVS 1-10
10-31-63	ADD ELEV. PIT & OMIT [illegible] SPACES
11-6-63	[illegible] NORTH HALF OF RAMP

ROBERT LEE HALL & ASSOCIATES
AIA ARCHITEC[illegible]
3359 POPLAR AVE.
MEMPHIS, TENNESSEE

CHECKED BY B.R.W.

100 NORTH MAIN B[illegible]

LOWER LOBBY FLOOR PLAN

SCALE 1/8"=1'-0"

2 PARKING SPACES

BANK BRANCH
FIN. FL. ELEV. 257.5
(FINISHES PER TENANT)

GENERAL OFFICE
DEPRESS SLAB 2½" FOR UNDERFLOOR DUCT & CONC FILL

STORAGE AREA

DEPRESSED AREA WITHIN DASHED LINES

CORRIDOR
8'-0" CLG.
TYP. FINISHES

COMMERCIAL AREA
9'-0" CLG.
FIN. FL. ELEV. 257.5
(FINISHES PER TENANT)

EMPLOYEES LOUNGE

KITCHEN UNIT

STAIR #1

STAIR #2

ESCALATOR EQUIP.
(ABOVE FIN. FL.)

MECH. EQUIP.
FIN. FL. ELEV. 257.5
EXPOSED FINISHES

MECH. EQUIP.
(BANK BRANCH)

TRANSFORMER VAULT
FIN. FL. ELEV. 253.0
EXPOSED FINISHES

SWITCH GEAR RM
FIN. FL. ELEV. 253.0
UNF. EXPOSED FINISHES

TITLE COMPANY
FIN. FL. ELEV. 257.0
(FINISHES PER TENANT)
8'-0" CLG. THIS AREA

TITLE DEPT.

LOBBY
8'-0" CLG.
FIN. FL. ELEV. 255.5

MECH. EQUIP.
FIN. FL. ELEV. 257.5
EXPOSED FINISHES

GENERAL STORAGE AREA
FIN. FL. ELEV. 255.5
EXP. CONC. FL.
EXP. CONC. BLK. WALLS
EXP. CONC. CLG.

PARKING GARAGE ENTRANCE
FIN. FL. ELEV. 259.5
EXPOSED CONC. FL.
WALLS & CLG.

RAMP SYSTEM

WAITING AREA

OUTLINE OF TOWER ABOVE

OUTLINE OF DEPRESSION

LINE OF DEPRESSION

ADAMS AVE. CURB LINE

PROPERTY LINE

MAIN ST. CURB LINE

2ND ST. CURB LINE

8'-0" EASEMENT DEDICATED TO CITY OF MEMPHIS BY OWNER FOR PUBLIC ALLEY

322'-0"

323.21'

NORTH

REVISIONS	
11-5-65	OMIT NORTH HALF OF RAMP TO BASEMENT

REVISIONS	
9-12-64	LOWER FL. EL. IN N.B. RENTAL AREA, LOBBY, TRANSFORMER VLT., SW. GR. RM.
9-17-64	ADD MECH. CHASES
9-17-64	ADD STAIR ON TO N.B. RENTAL AREA & REVISE EXIST. STAIR TO BANK AREA
9-17-64	ADD DUCT IN JAN. STOR. RM.
9-17-64	ADD VALEY @ S & MECH. RM.
9-17-64	ADD STAIR #3
9-17-64	ADD STAIR #4
9-17-64	ADD ELEV. #1
9-17-64	ADD ELEV. #2
9-17-64	ADD ELEV. #3
9-17-64	ADD ELEV. #4
9-17-64	ADD ELEV. #5
9-17-64	ADD ELEV.

ADAMS AVENUE

BANK BRANCH
FIN. FL. ELEV. 269.5
TERRAZZO FL. - DEPRESS SLAB 3"

BANK LOBBY

TELLERS AREA
TERRAZZO FL. - DEPRESS SLAB 8"

VESTIBULE
TERRAZZO FLOOR - DEPRESS SLAB 3"
MARBLE VEN. & CERAMIC MOSAIC WALLS

VAULT VESTIBULE
TERR. FL. DEP. SLAB 3"
FL. ELEV. 269.50

VAULT
VIN. TILE FL.
FL. ELEV. 269.54

OFFICERS SECRETARIES & LOAN INTERVIEWERS
DEPRESS SLAB 3" FOR CARPET BY OTHERS

CONFERENCE ROOM
DEPRESS SLAB 3" FOR CARPET BY OTHERS

CLOSING RM.

VESTIBULE
TERRAZZO FL. - DEPRESS SLAB 3"

OFFICE

RECEPTION AREA

TITLE COMPANY
10'-0" CLG.
FIN. FL. ELEV. 267.0
(FINISHES PER TENANT)

BOOKKEEPING DEPT.
FIN. FL. ELEV. 270.0
8'-0" CLG.

CORRIDOR

LADIES' TLT.

MENS TLT.

MECH. EQUIP.

MAIN LOBBY
13'-6" CLG.
FIN. FL. ELEV. 269.5
TERRAZZO FL. - DEPRESS SLAB 5" SEE DET. SHT. 28

CONCESSION

MAIL ROOM

STORAGE ROOM

LOADING DOCK
FIN. FL. ELEV. 269.5

TRUCK LOADING AREA
1½" ASPH. PAVEMENT ON ABSCRAVE U.F.

COMMERCIAL AREA
15'-0" CLG.
FIN. FL. ELEV. 269.5
(FINISHES PER TENANT)
TERRAZZO FL. - DEPRESS SLAB 5"
SEE DET. SHT. 28

LIQUOR STORE
DISPLAY RM.
STOR. RM.

PARKING AREA
CONC. FLOOR
8" CONC. BLK. WALLS
CONC. CURB

RAMP SYSTEM
6" HIGH CONC. CURB

COOLING TOWER

EXISTING ALLEY

PROPERTY LINE

NORTH

UPPER LOBBY FLOOR PLAN
SCALE
TOTAL FIN. FL. AREA (WITHOUT BASEMENT) = 536
= 604

LEGEND
269.5 GRADE EXISTING GRADE ELEV.
269.5 AS FINISHED GRADE ELEV.

REVISIONS	
8-17-62	ADD SALLY PT. SECURITY CHAINS AT TRUCK LOADING DOCK
8-31-62	ADD LIQUOR STORE
9-20-62	RENUMBER ELEVATORS
10-1-62	ADD TITLE CO. W. STAIRS, TLTS, ELEV. 19

REVISIONS	
9-17-62	ADD STAIR #5, TO LOWER LOBBY W.S. RENTAL AREA AT EAST END
9-17-62	ADD CONC. CURBS & COOLING TOWER
9-17-62	ADD 6"Ø A. DUCTS BY COL. 1/3A
10-18-62	ADD 3" DEPRESSION FOR TERR. IN LOBBY
10-31-62	ADD ELEV. PIT & SEWAGE EJECTOR PUMP
11-1-62	REVISE PROP. LINE DIMENSIONS

REVISIONS	
9-17-62	RELOCATE STAIR #5 IN BAY BOUNDED BY COLS. 5 & 6
9-17-62	ADD 2 STAIRS, KITCHEN EXH. & OUTSIDE AIR DUCTS IN COL. 1/5
9-17-62	ADD CONC. RAMP ENTRANCES & GUARD RAILS
10-1-62	REVISE BANK BRANCH PLAN
11-1-62	ADD 5'-0" HIGH CONC. WALL AT PROPERTY LINE

ROBERT LEE HALL & ASSOCIATES
AIA ARCHITECTS
3355 POPLAR AVE.
MEMPHIS, TENNESSEE
JOHN W. BURROUGHS
FRANK G. RICE
BEN R. WALLER, JR.

DRAWN BY: D.C.T.
CHECKED BY:
DATE: 10-1-62
SCALE: 1/8" = 1'-0"

UPPER LOBBY FLOOR PLAN
100 NORTH MAIN BUILDING

REVISIONS	
10-31-63	OMIT 2" CONC. FILL OVER MEMB. D.P.
10-31-63	OMIT 26 PARKING SPACES
10-31-63	ADD COMMERCIAL AREA W/ ELEV, TLTS, STAIR, & EXT. GLASS WINDOWS

3RD FLOOR PARKING LEVEL

SCALE 1/8" = 1'-0"

10 PARKING SPACES

REVISIONS		REVISIONS	
9-17-63	ADD CONC. CURBS @ COOLING TOWER	9-7-63	RE-LOCATE STAIR #3 IN BAY BOUND BY COLS #111, 112, 117, & 118
9-17-63	OMIT 1 PARKING SPACE	9-7-63	ELIMINATE OUTSIDE AIR DUCTS @ COL. #139
10-3-63	ADD ELEV. #13	9-7-63	ADD COL. #139-A
10-3-63	SHOW 2" CONC. FILL OVER MEMB. W.P.	9-7-63	ADD 2-HR. WALLS TO ESCALATOR CORRIDOR
10-3-63	LOWER MECH. EQUIP. RMS. FL. 1'-0" & RAISE VLT. CLG. SLAB 6 1/2"	9-7-63	REVISE RAMP ENTRANCES & SLOPE
10-29-63	RENUMBER ELEVATORS	9-17-63	RAISE PARKING AREA FL. 6"

ROBERT LEE HALL & ASSOCIATES
A.I.A. ARCHITECTS
3355 POPLAR AVE.
MEMPHIS, TENNESSEE
JOHN W. BURROUGHS
FRANK G. RICE
BEN R. WALLER, JR.

DRAWN BY C.B.A.
CHECKED BY B.R.W.
DATE 10-3-63

100 NORTH MAIN BUILDING
MEMPHIS, TENN.

3RD FLOOR PARKING LEVEL

TYPICAL PARKING PLAN

SCALE 1/8" = 1'-0"

134 PARKING SPACES ... (10 LESS SPACES ON 4TH FL.)

19 ADDITIONAL SPACES PER LEVEL [illegible]

	REVISIONS		REVISIONS
9-17-63	ADD COOLING TOWER & CONC CURBS	9-7-63	RE-LOCATE STAIR #3 IN BAY BOUNDED BY COLS #110,112,117,119
9-17-63	ALT. 2 PARKING SPACES	9-7-63	ELIMINATE OUTSIDE AIR DUCTS @ COL. #139
	ADD PRECAST CONC BUMPERS IN PARKING SPACES AT EXTERIOR WALLS	9-7-63	ADD COL. #139A
9-26-63	ADD HORIZ. SLIDING WINDOWS IN EXTERIOR CONC BLOCK WALLS	9-7-63	ADD 2 HR WALLS TO ESCALATOR LOBBY & CORRIDOR
10-30-63	RAISE NORTH PORTION PKG AREA 1'-0" SLOPE SLAB UP	9-26-63	RE-LOCATE TOILET RMS & JAN'S CLOS.
9-7-63	REVISE RAMP ENTRANCES & SLOPES		
10-23-63	RENUMBER ELEVATORS	10-3-63	ADD ELEV. #13 & OPEN ELEV #8 THIS FL.
9-7-63	RAISE PKG. AREA FL. 6"		

ROBERT LEE HALL & ASSOCIATES
A.I.A. ARCHITECTS
3355 POPLAR AVE.
MEMPHIS, TENNESSEE

JOHN W. BURROUGHS
FRANK G. RICE
BEN R. WALLER, JR.

DRAWN BY B.R.W.
CHECKED BY
DATE 10-5-63

100 NORTH MAIN BUILDING
MEMPHIS, TENN.

4TH FLOOR PLAN

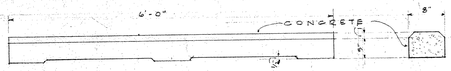

ELEVATION SECTION

DETAIL PRE-CAST BUMPER

SCALE 1" = 1'-0"

322'-4"

PRE CAST CONC. BUMPERS

320'-0"

OUTLINE OF TOWER ABOVE

ADDITIONAL SPACES W/ATTENDANT PARKING

8" CONC. BLK.

37'-3"

BOILER ROOM

7TH FLOOR ONLY

EXPANSION JOINT

PARKING AREA

EXP. CONC. FILL VALLEY

2" CONC FILL OVER AEMB. D.P. 5TH FL ONLY

ADDITIONAL SPACES W/ATTENDANT PARKING

PRECAST CONC. BUMPERS

241'-2"

TRASH CHUTE

TRASH ROOM

5TH FLOOR ONLY

NOTE: COL 78 STOPS @ 7TH FLR. LEV.

EDGE OF 7TH FL. SLAB

38'-4"

COOLING TOWERS

7TH FLOOR ONLY

2 - 0'-8" X 4'-0" SLITS IN BASH PRE-CAST PANEL THESE TWO BAYS 7TH FL. ONLY!

LINE OF CONC. FILL 5TH FL. ONLY

DRAINAGE TRENCHES 7TH LEV. ONLY. SEE PLBG. DWGS.

RAMP SYSTEM

OUTLINE OF TOWER ABOVE

3'-0" H. CONC. RAIL

COMING DOWN 11.8% SLOPE

GOING UP 11.8% SLOPE

5.0% SLOPE

OPEN

NORTH

TYPICAL PARKING LEVEL PLAN 5 THRU 7

SCALE

114 PARKING SPACES PER LEVEL (11 LESS SPACES ON 7TH FLOOR ONLY)

13 ADDITIONAL SPACES PER LEVEL W/ATTENDANT PARKING

REVISIONS	
9-24-65	ADD PRECAST CONCRETE BUMPERS IN PARKING SPACES AT EXTERIOR WALLS
10-1-65	SHOW 2" CONC FILL & AEMB. D.P. ON 5TH FL. LEV.
10-5-65	ADD CONC. CURB EXT. WALL ON 5TH FL. LEV.
9-25-66	REMUNDER ELEVATORS
9-7-67	RELOCATE STAIR #3 IN BAY BOUNDED BY COLS #15, 16, 17, 18
9-7-67	ELIMINATE OUTSIDE AIR DUCT @ COL # 159 & KITCH. EXH. DUCT
9-7-67	ADD COL # 159A
9-7-67	REVISE RAMP ENTRANCES & SLOPES
9-11-67	UNIT 1 DOOR TO MECH. EQUIP. RM.
9-11-67	ADD DRAINAGE TRENCHES 7TH FL.

ROBERT LEE HALL & ASSOCIATES
AIA ARCHITECTS
3355 POPLAR AVE.
MEMPHIS, TENNESSEE
JOHN W. BURROUGHS
FRANK G. RICE
BEN R. WALLER, JR.

DRAWN BY: B.P.V.
CHECKED BY:
DATE: 10-7-65

100 NORTH MAIN BUILDING
MEMPHIS TENN.

COMM. NO. ...
SHEET 6 OF ...

TYPICAL PARKING LEVEL PLAN 5-7

PARKING AREA

ADDITIONAL SPACES W/ ATTENDANT PARKING

322'-4"

320'-0"

SILICONE WATERPROOFING

R.D.

100'-0"

26 GA. G.I. GRAV. GD.

RAISED SLAB ABOVE BOILER ROOM ELEV. 333.17

BUILT-UP TAR & GRAVEL ROOF

58'-7"

OUTLINE OF TOWER ABOVE

SILICONE WATERPROOFING

BUILT-UP T. & G. ROOF OVER STAIR ROOF SLAB

STAIR #3

PRECAST CONC. BUMPERS

MECH EQUIP RM.

54'-9"

4'-6" louver

STANDPIPE

MAIL CHUTE

STAIR #2

ELEC. CHASE

PAINT

1½" PIPE RAIL 3'-6" HIGH

TRASH CHUTE

8' typ.

PLUMBING CHASE

ELEV. #6

ELEV. #5

ELEV. #4

ELEV. #3

ELEV. #2

ELEV. #1

N.C.

2½ MOTOR DAMPER

OUTLINE OF TOWER ABOVE

NOTE: SEE MECH. DRAWING FOR ROOF DRAINS, TYPE & SIZE

TURN BEAM UP 4'-0" ALL AROUND COOLING TOWER OPENING

OPEN

38'-4"

PARKING AREA

EXPOSED CONC. FLOORS & WALLS

SILICONE WATERPROOFING

R.D. GUTTER - SEE MECH. DRAWING

1½" ST. ROOF DECK SLOPES TO OUTSIDE EDGE AVG. ROOF ELEV. 334.47

8" HIGH CONC. FILL

RAMP SYSTEM

OUTLINE OF ST. ROOF

80'-0" RADIUS

STEEL COLUMNS

12" HIGH CONC. WALL

11½% SLOPE GOING DOWN

6" HIGH CONC. CURB

OUTLINE OF ST. ROOF - SEE STRUCT. FOR FRAMING

1½" ST. ROOF DECK SLOPE 8" TO OUTSIDE AVG. ROOF ELEV. 334.47

CONC. SLOPE

PARKING AREA

LINE OF CANTILEVER

PRECAST CONC. BUMPERS

241'-2"

NORTH

8TH PARKING LEVEL

SCALE 1/8" = 1'-0"

236 PARKING SPACES
3 ADDITIONAL SPACES W/ ATTENDANT PARKING
NOTE: PARKING TO BE PROHIBITED WITHIN 20'-0" OF TOWER ENT. WALL ON 7TH LEVEL PER OWNER'S REQUEST

REVISIONS	
10-3-63	ADD BUILT-UP ROOF OVER BOILER ROOM & STAIR #3
10-5-63	ADD SILICONE W.P. ON CONC. SLAB
10-15-63	ADD COLUMNS FOR ADDITIONAL BAY AT EAST END, ADJUST ROOF DRAINS
10-24-63	ADD 2 PKG. SPACES
11-14-63	CHGE ROOF OVER PKG. GARAGE RAMP
12-20-63	RENUMBER ELEVATORS

REVISIONS	
2-7-64	RELOCATE STAIRS IN BAY, SOLINE TO CONTINUE IN LINE
2-11-64	ELIMINATE OUTSIDE AIR DUCTS & CONC. ENT.
2-19-64	ELIMINATE 1½ PIPE RAIL AROUND CHIMNEY & REMOVE & TURN DOWN AT TOP OF CURB
3-7-64	REVISE RAMP SLOPES & ENTRANCES
3-11-64	ADDED DROPS & SUMPS FROM LOWER SLAB
3-25-64	CORRECT LOCATION OF STAIRWAY #3
3-26-64	ADD PRECAST CONC. BUMPERS IN PARKING SPACES AT EXTERIOR WALL

ROBERT LEE HALL & ASSOCIATES
ARCHITECTS
A.I.A.
3355 POPLAR AVE.
MEMPHIS, TENNESSEE

JOHN W. BURROUGHS
FRANK G. RICE
BEN R. WALLER, JR.

DRAWN BY: A.V.S.
CHECKED BY: B.R.W.
DATE: 1-3-63

100 NORTH MAIN BUILDING
MEMPHIS, TENN.

8TH PARKING LEVEL PLAN

COMM. NO. 6117
SHEET NO. A-8

INTERIOR FINISH SCHEDULE FLOORS 9 THRU 33

SPACE	FLOOR	CEILING	CLG HT	WALLS	BASE	WAINSCOT
CORRIDORS & ELEV. LOBBIES	'C' GR. ASPH. TILE	SUSP. ACOUST. TILE	SEE NOTE	5/8" GYP. WALLBD. ON ST. STUDS OR RESILIENT CLIPS W/ VINYL WALL FABRIC, 1HR RATING	RUBBER	
RENTAL AREAS	" " "	SUSP. ACOUST. TILE	8'-0"	½" GYP. WALL BD. ON ST. STUDS	"	
STAIRS	CONC.	CONC.	—	CONC.	"	
REST ROOMS	CERAM. TILE	½" GYP. WALL BD. SUSP.	8'-0"	½" GYP. WALL BD. ON ST. STUDS	CERAM. TILE	4'-0" CER. TILE
MECH. EQ ROOMS	CONC.	CONC.	—	FIRESHIELD WALL BD. ON ST. STUDS 2-HR RATING		
LADIES' LOUNGE	'C' GR ASPH TILE	SUSP. ACOUST. TILE	8'-0"	½" GYP. WALL BD. ON ST. STUDS	RUBBER	

NOTE: CLG. HT. IN ELEV. LOBBIES TO BE 8'-6"
CLG HT IN CORRIDORS TO BE 8'-0"

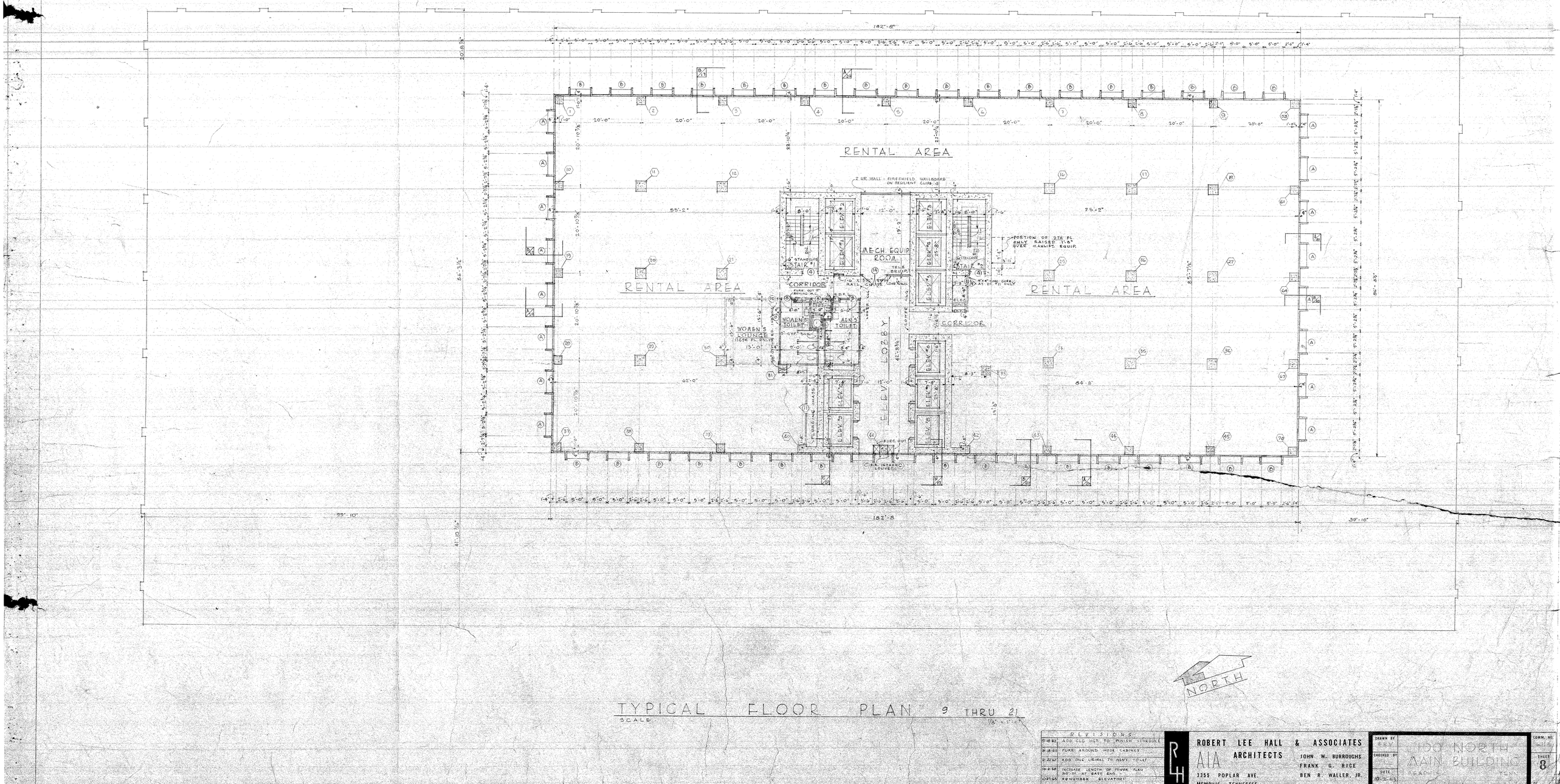

NORTH

TYPICAL FLOOR PLAN 9 THRU 21

SCALE 1/8" = 1'-0"

REVISIONS	
9-18-62	ADD CLG HGT TO FINISH SCHEDULE
9-28-62	FURR AROUND HOSE CABINET
9-26-62	ADD ONE URINAL TO MEN'S TOILET
10-2-62	INCREASE LENGTH OF TOWER SLAB 20'-0" AT EAST END
OCT 62	REMURDER ELEVATORS

ROBERT LEE HALL & ASSOCIATES
AIA ARCHITECTS
3355 POPLAR AVE.
MEMPHIS, TENNESSEE
JOHN W. BURROUGHS
FRANK G. RICE
BEN R. WALLER, JR.

DRAWN BY RAY
CHECKED BY
DATE 9-5-62

100 NORTH MAIN BUILDING
MEMPHIS TENNESSEE

COMM. NO. 6112
SHEET 8

RENTAL AREA

ELEV. LOBBY

MECH. EQUIP. ROOM 18'-6"

RENTAL AREA

22ND FLOOR PLAN

SCALE 1/8" = 1'-0"

RENTAL AREA

ELEV. LOBBY

SWITCH GEAR ROOM 28'-0"

MECH. EQUIP. ROOM 18'-6"

RENTAL AREA

23RD FLOOR PLAN

SCALE 1/8" = 1'-0"

WOMEN'S REST ROOM ELEVATION

SCALE 1/4" = 1'-0"

REST ROOM PLAN

SCALE 1/4" = 1'-0"

MEN'S REST ROOM ELEVATION

SCALE 1/4" = 1'-0"

REST ROOM PLAN

SCALE 1/4" = 1'-0"

TOILET RM. DETAILS 9TH THRU 32ND FLS.

REVISIONS	
9-19-63	FURS AROUND NOSE CABINET
8-19-63	LOWER REST ROOM CLG. 9'-0"
7-29-63	ADD ACCESS OPENINGS 4'-8" ABOVE FL. INTO ELEV. MOTORWAY AT 5 REAR FLRS.
5-22-63	ADD ONE URINAL TO MENS TOILET
4-24-63	INCREASE LENGTH OF TOWER PLAN 20'-0" AT EAST END
10-15-62	REMUNDER SUBMITTAL

R H

ROBERT LEE HALL & ASSOCIATES
AIA ARCHITECTS
3355 POPLAR AVE.
MEMPHIS, TENNESSEE
JOHN W. BURROUGHS
FRANK G. RICE
BEN R. WALLER, JR.

DRAWN BY B.R.W.
CHECKED BY
DATE 9-12-63

100 NORTH MAIN BUILDING
MEMPHIS TENN.
SHEET NO'S FLOOR PLANS

COMM. NO. 6115
SHEET 9 OF

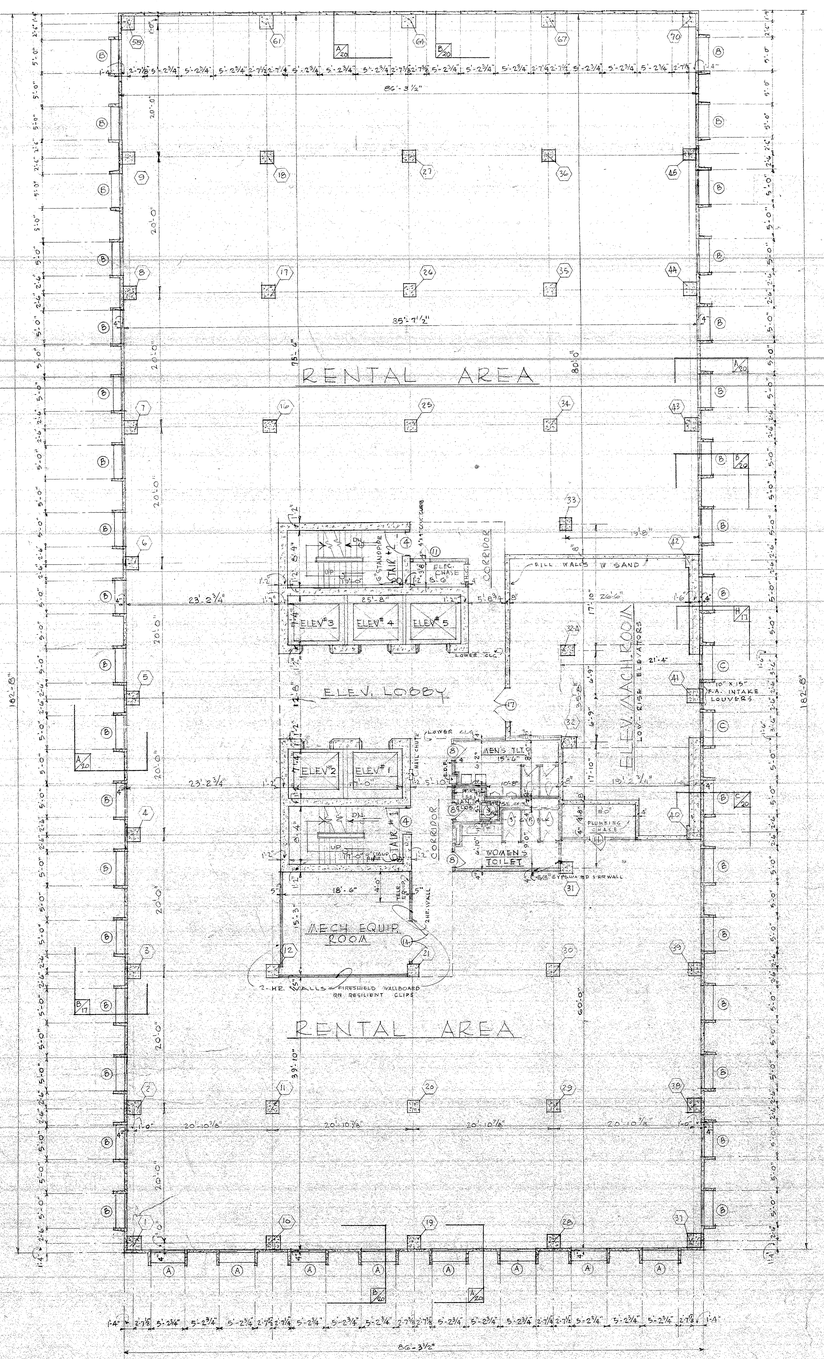

24TH FLOOR PLAN

SCALE 1/8" = 1'-0"

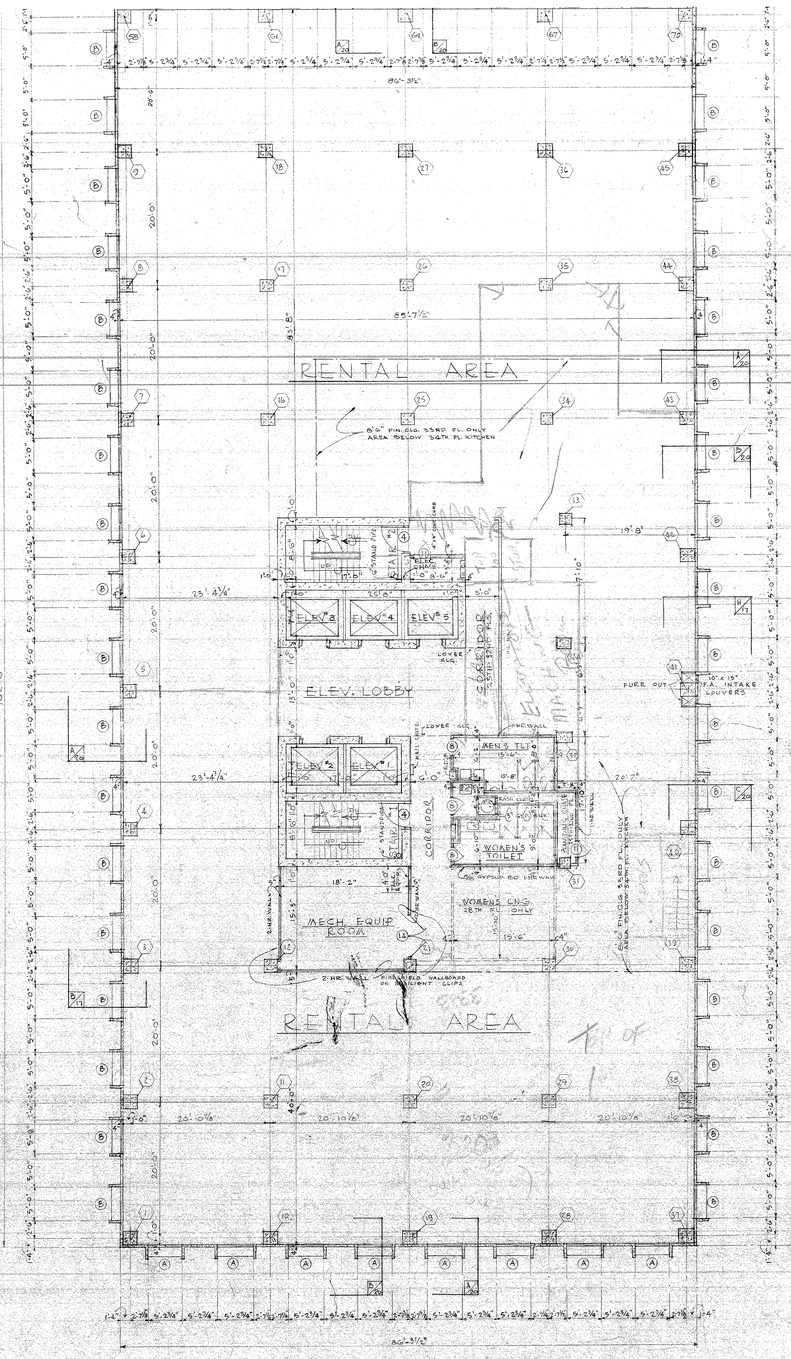

TYP. FLOOR PLAN 25 THRU 32

SCALE 1/8" = 1'-0"

33RD FLOOR SIMILAR TO ABOVE PLAN—EXCEPT FOR ELEVATOR-CORE.
WINDOWS ON 33RD FLOOR SHALL BE SIMILAR TO TYPICAL WINDOWS EXCEPT AS FOLLOWS:
USE TYPE F WHERE TYPE A IS SHOWN
USE TYPE G WHERE TYPE B IS SHOWN

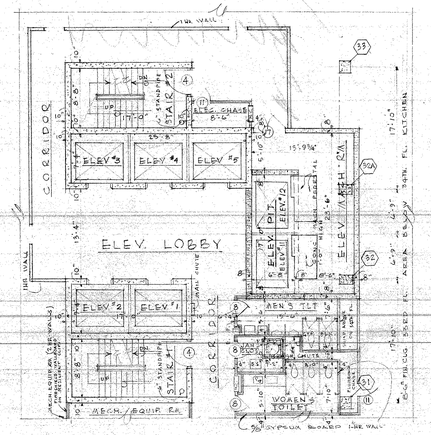

ELEV. CORE PLAN 33RD FLOOR

SCALE 1/8" = 1'-0"

FOR ELEV. "11 & 12 DETAILS SEE SHT. 21

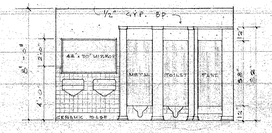

ELEVATION OF WOMEN'S EMPLOYEES TOILET

SCALE: 1/4" = 1'-0"

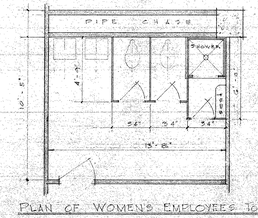

PLAN OF WOMEN'S EMPLOYEES TOILET

SCALE 1/4" = 1'-0"

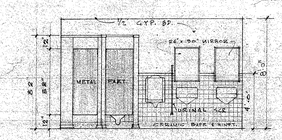

ELEVATION OF MEN'S EMPLOYEES TOILET

SCALE 1/4" = 1'-0"

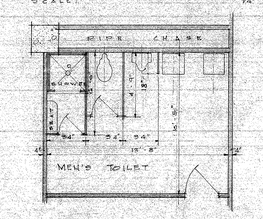

PLAN OF MEN'S EMPLOYEES TOILET

SCALE: 1/4" = 1'-0"

DETAILS EMPLOYEES TOILETS

(LOWER LOBBY FLOOR)

REVISIONS	
9-17-63	LOWER EMPLOYEES TLTS. CLG. 1'-0"
9-17-63	FURR AROUND HOSE CABINET
9-17-63	ADD ELEV. P.I.D. & SERVICE ELEV. JACK ROOM ON 33RD FLOOR
9-22-63	ADD ONE URINAL TO MEN'S TOILET
10-3-63	INCREASE LENGTH OF TOWER PLAN 20'-0" AT EAST END
10-29-63	RENUMBER ELEVATORS

RH

ROBERT LEE HALL & ASSOCIATES
ARCHITECTS
A.I.A.
3355 POPLAR AVE.
MEMPHIS, TENNESSEE
JOHN W. BURROUGHS
FRANK G. RICE
BEN R. WALLER, JR.

DRAWN BY: C.E.M.
CHECKED BY: B.E.W.
DATE: 9-63

100 NORTH MAIN BUILDING
MEMPHIS, TENN.
24TH AND 33RD FLOOR PLANS

COMM. NO. 6113
SHEET 10 OF

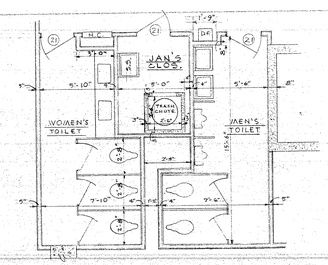

TLT. RM. DETAILS 33RD THRU 35TH FLS.

SCALE 1/4" = 1'-0"

NOTE: FIXTURE, WALL ELEVATIONS, SIM. TO DETAILS SHT. 3

INTERIOR ROOM FINISH SCHEDULE

SPACE NO.	SPACE NAME	FLOOR	CEILING	N. WALL	S. WALL	E. WALL	W. WALL	BASE	WAINSCOT	REMARKS
3401	ELEV. LOBBY									
3402	RESTAURANT									
3403	KITCHEN									
3404	WAITER'S STATION									
3405	MANAGER'S OFFICE									
3406	WAITER'S STATION									
3407	LINEN STORAGE									
3408	CARRAGE ROOM									
3409	WAITER'S STATION									
3410	WHITE EMP. LNGE.									
3411	WOMEN'S TLT.									
3412	MEN'S TLT.									
3413	COLORED EMP LNGE									
3414	WOMEN'S TLT.									
3415	MEN'S TLT.									
3416	KITCHEN STOR.									
3417	LAWYER'S CLUB									
3418	WOMEN'S TLT.									
3419	MEN'S TLT.									
3420	CORRIDOR									

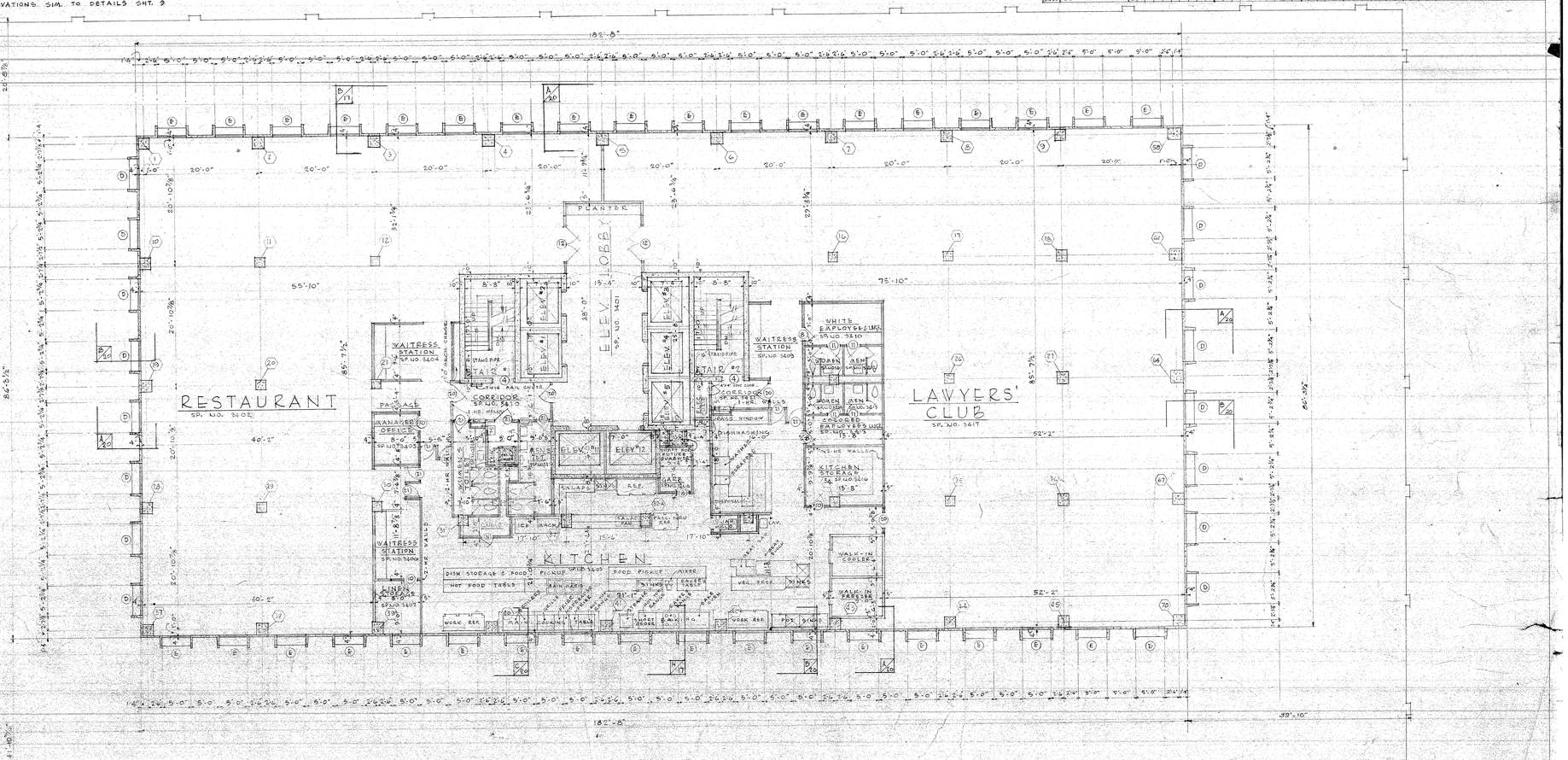

34TH FLOOR PLAN

SCALE 1/8" = 1'-0"

NORTH

REVISIONS	
7-7-65	RELOCATE N. WALL OF MEN'S OFFICE, SHOWN IN EXIST. DES. TO PROVIDE PASSAGE
8-7-65	ENCLOSE KORE-FOR ADJACENT TO STAIR #2, INCLUDING DR.
9-15-65	ADD ELEVATOR #12
9-22-65	ADD ONE URINAL TO MEN'S TOILET
10-15-65	INCREASE LENGTH OF TOWER PLAN 2'-0" AT EAST END
2-28-66	REMAINDER ELEVATORS

ROBERT LEE HALL & ASSOCIATES
AIA ARCHITECTS
2355 POPLAR AVE.
MEMPHIS, TENNESSEE
JOHN W. BURROUGHS
FRANK G. RICE
BEN R. WALLER, JR.

DRAWN BY BEV.
CHECKED BY
DATE 10-5-65

100 NORTH MAIN BUILDING
MEMPHIS TENN.
34TH FLOOR PLAN

COMM. NO. 6115
SHEET 11
BY

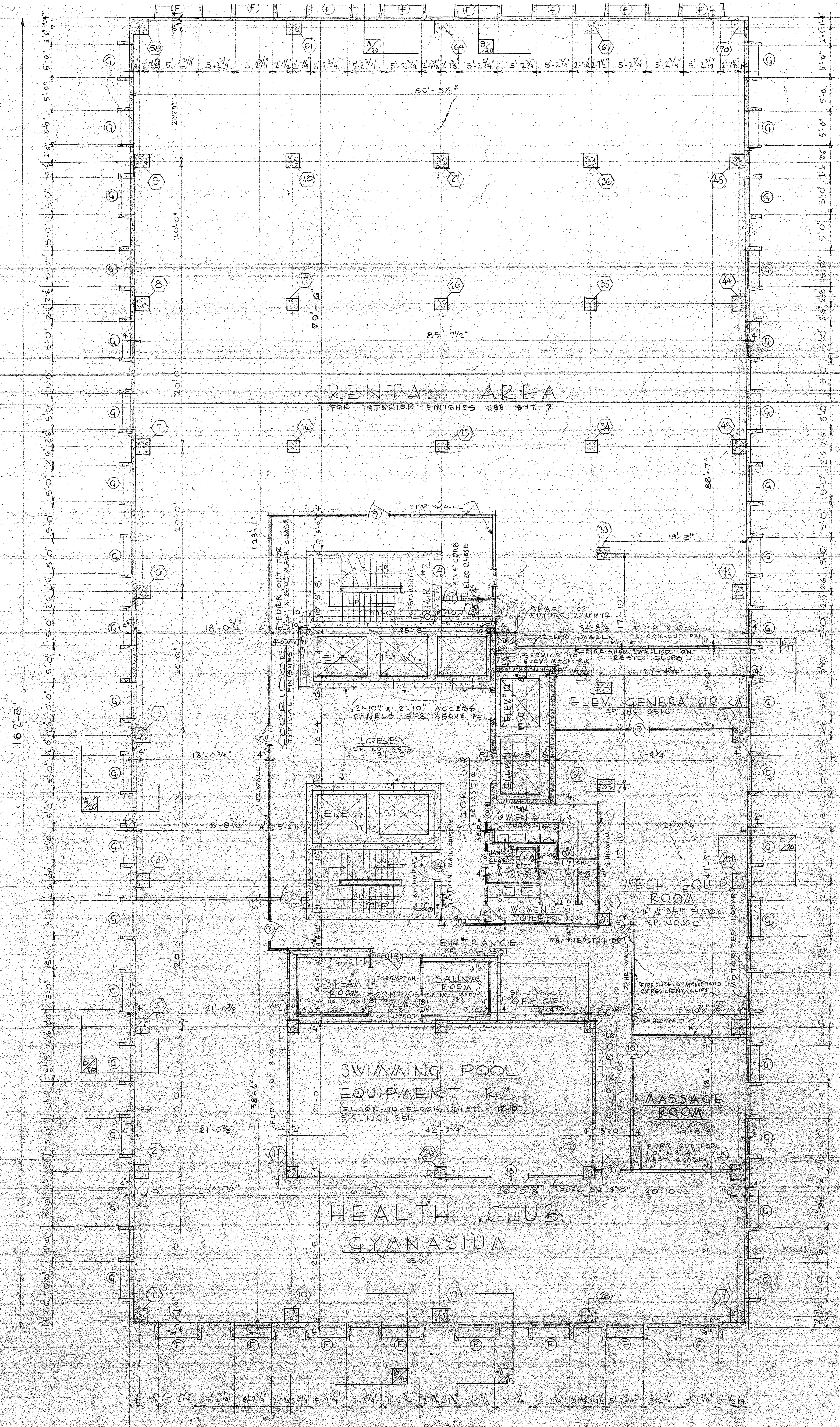

35TH FLOOR PLAN
SCALE 1/8" = 1'-0"

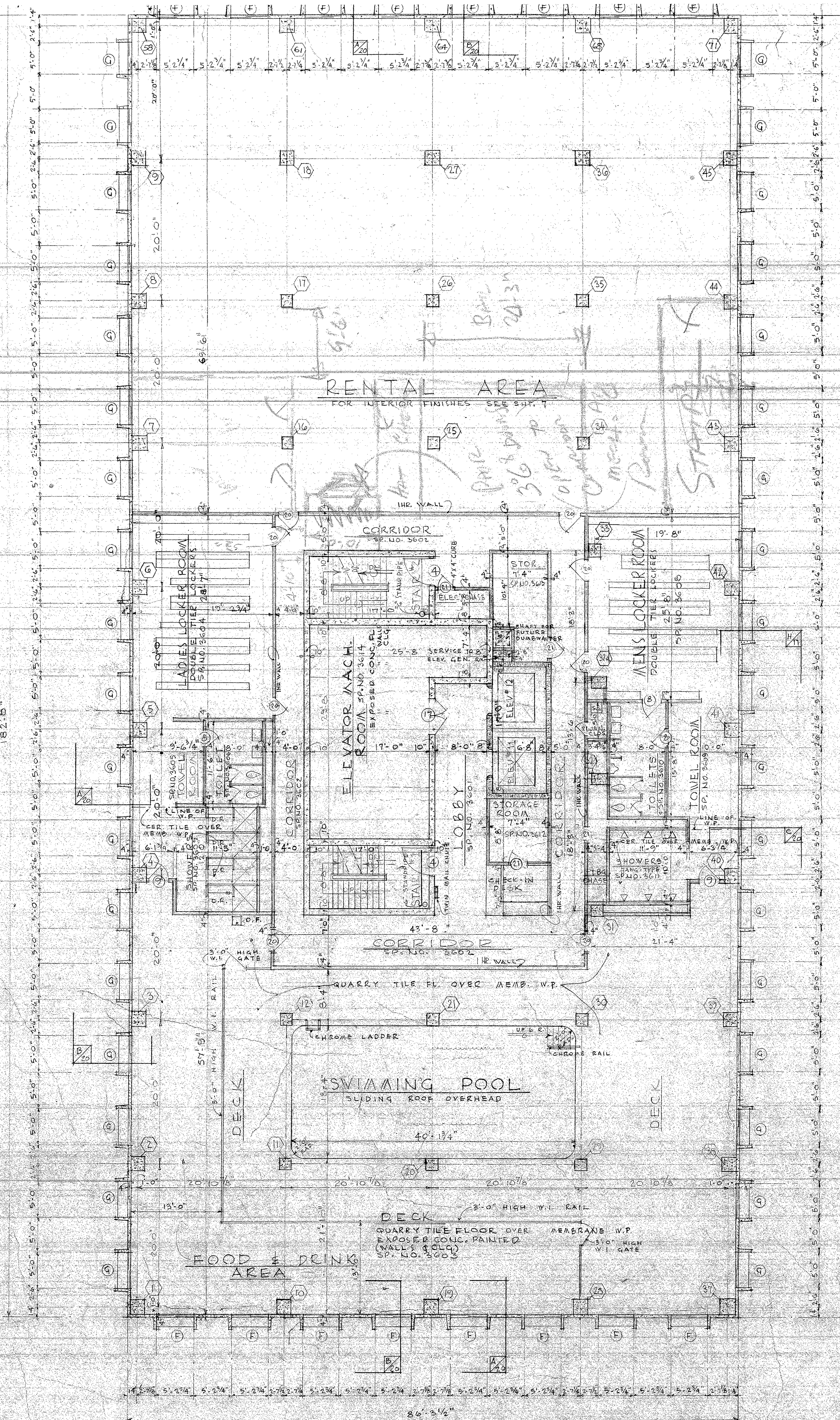

36TH FLOOR PLAN
SCALE 1/8" = 1'-0"

INTERIOR ROOM FINISH SCHEDULE

SPACE NO.	SPACE NAME
3501	ENTRANCE
3502	OFFICE
3503	CORRIDOR
3504	HEALTH CLUB GYMNASIUM
3505	CONTROL ROOM
3506	STEAM ROOM
3507	SAUNA ROOM
3508	MASSAGE ROOM
3509	STORAGE ROOM
3510	MECH. EQUIP. ROOM
3511	SWIMMING POOL EQUIP. RM.
3512	WOMEN'S TOILET
3513	MEN'S TOILET
3514	CORRIDOR
3515	LOBBY
3516	ELEV. GEN ROOM
3601	LOBBY
3602	CORRIDOR
3603	DECK
3604	LADIES LOCKER ROOM
3605	TOWEL ROOM
3606	LADIES TOILET
3607	LADIES SHOWERS
3608	MEN'S LOCKER ROOM
3609	TOWEL ROOM
3610	MEN'S TOILET
3611	MEN'S SHOWERS
3612	STORAGE ROOM
3613	STORAGE ROOM
3614	ELEVATOR MACH. ROOM

Column heads: FLOOR | CEILING | N. WALL | S. WALL | E. WALL | W. WALL | BASE | WAINSCOT | REMARKS

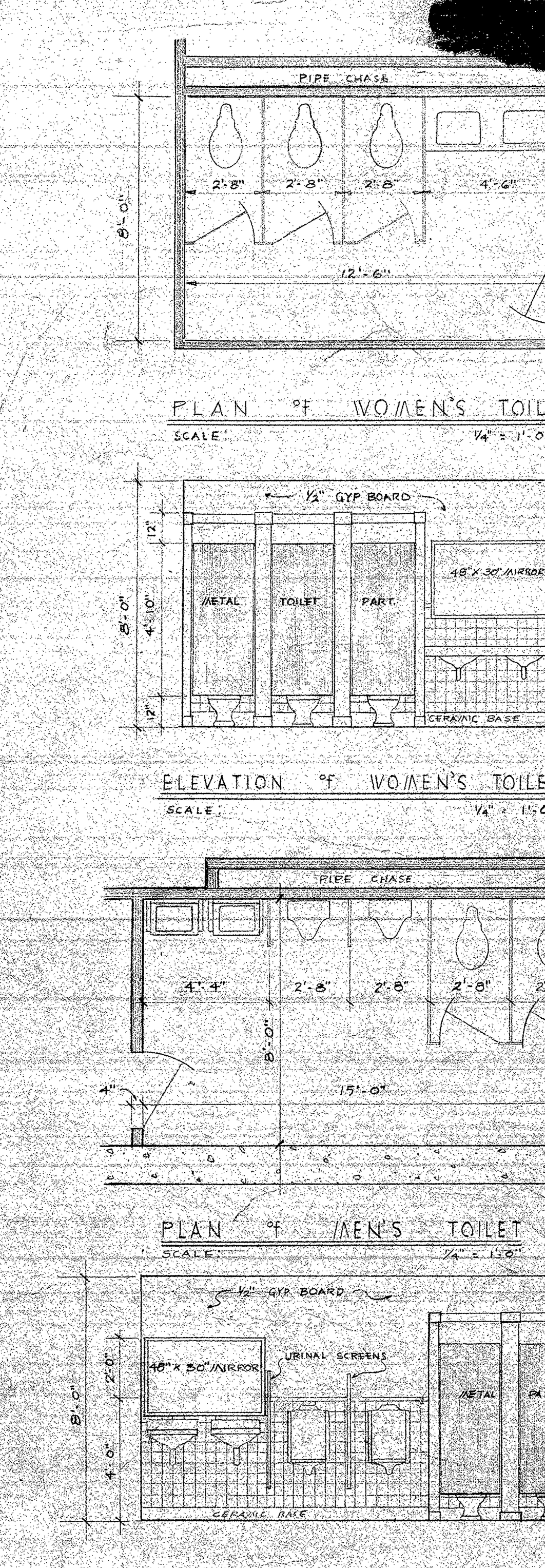

PLAN "F" WOMEN'S TOILET
SCALE 1/4" = 1'-0"

ELEVATION "F" WOMEN'S TOILET
SCALE 1/4" = 1'-0"

PLAN "F" MEN'S TOILET
SCALE 1/4" = 1'-0"

ELEVATION "F" MEN'S TOILET
SCALE 1/4" = 1'-0"

TOILET DETAILS ~~4TH~~ FLOOR

REVISIONS	
9-17-63	REDUCE WIDTH OF ELEV. #11 & 12 SHAFT 9"
9-17-63	REVISE FINISH SCHED.
9-22-63	ADD ONE URINAL TO MEN'S TOILET
10-3-63	INCREASE LENGTH OF TOWER PLAN 20'-0" AT EAST END

REVISIONS	
9-7-63	REVISED EXITS FROM HEALTH CLUB
9-7-63	ADDED CORRIDOR TO STAIR #2
9-7-63	OMIT VIEWING GLASS-AL WALL & DOORS TO CORRIDOR TO BE "B" LABEL WD DRS. 56' 6" BR WALL
9-7-63	CHANGED CONC. ELEV. WALLS TO 8" CONC. BLOCK WALLS
9-11-63	RE-LOCATE S. WALL ELEV. MACH. RM.
9-11-63	ADD ELEV. GEN. RM ON 35TH FL.
9-17-63	ADD ACCESS PANELS IN WALLS OF ELEV. SHAFTS ON 35TH FL.

ROBERT LEE HALL & ASSOCIATES
A.I.A. ARCHITECTS
3355 POPLAR AVE.
MEMPHIS, TENNESSEE
JOHN W. BURROUGHS
FRANK G. RICE
BEN R. WALLER, JR.

DRAWN BY C.B.M.
CHECKED BY B.R.W.
DATE 1-3-63

100 NORTH MAIN BUILDING
MEMPHIS TENN.
35TH & 36TH FLOOR PLANS

COMM. NO. 6115
SHEET 12

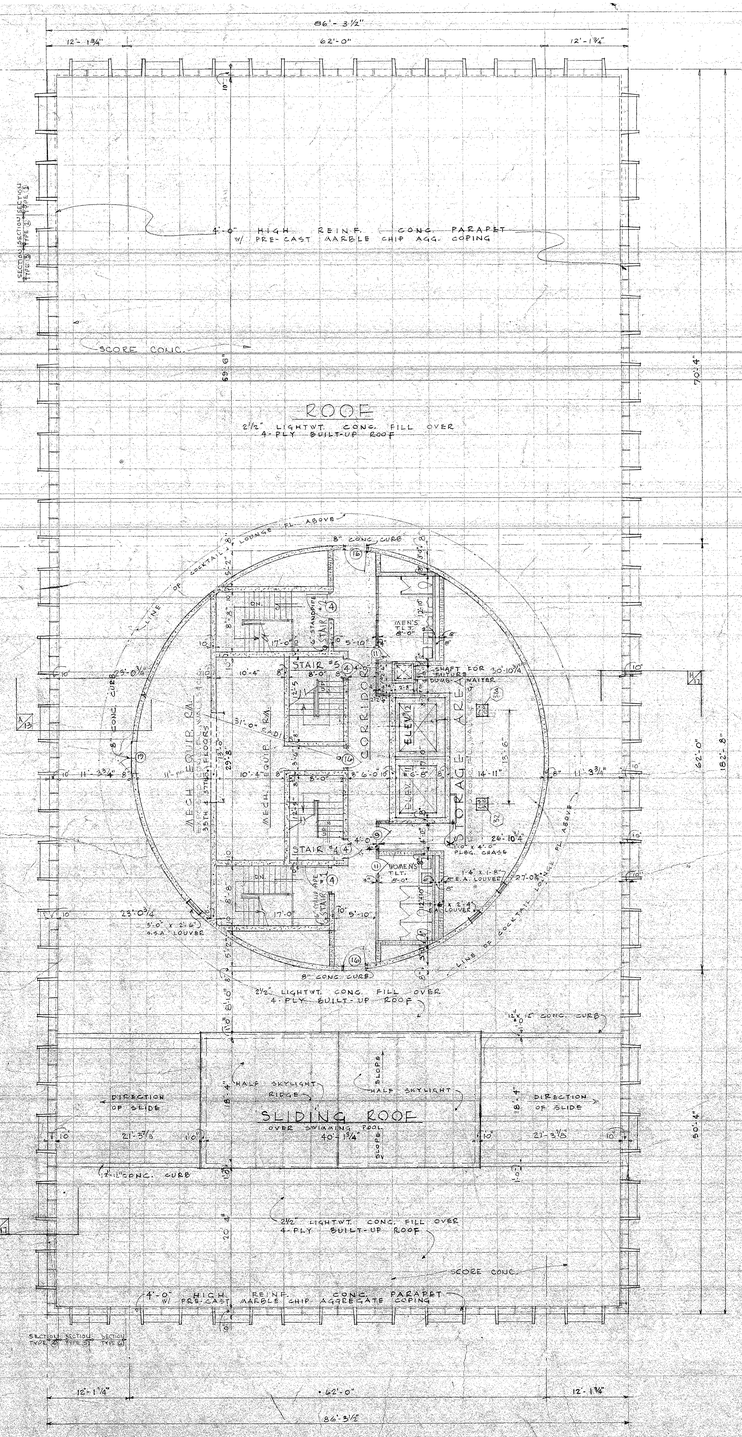

ROOF LEVEL PLAN (37TH)
SCALE 1/8" = 1'-0"

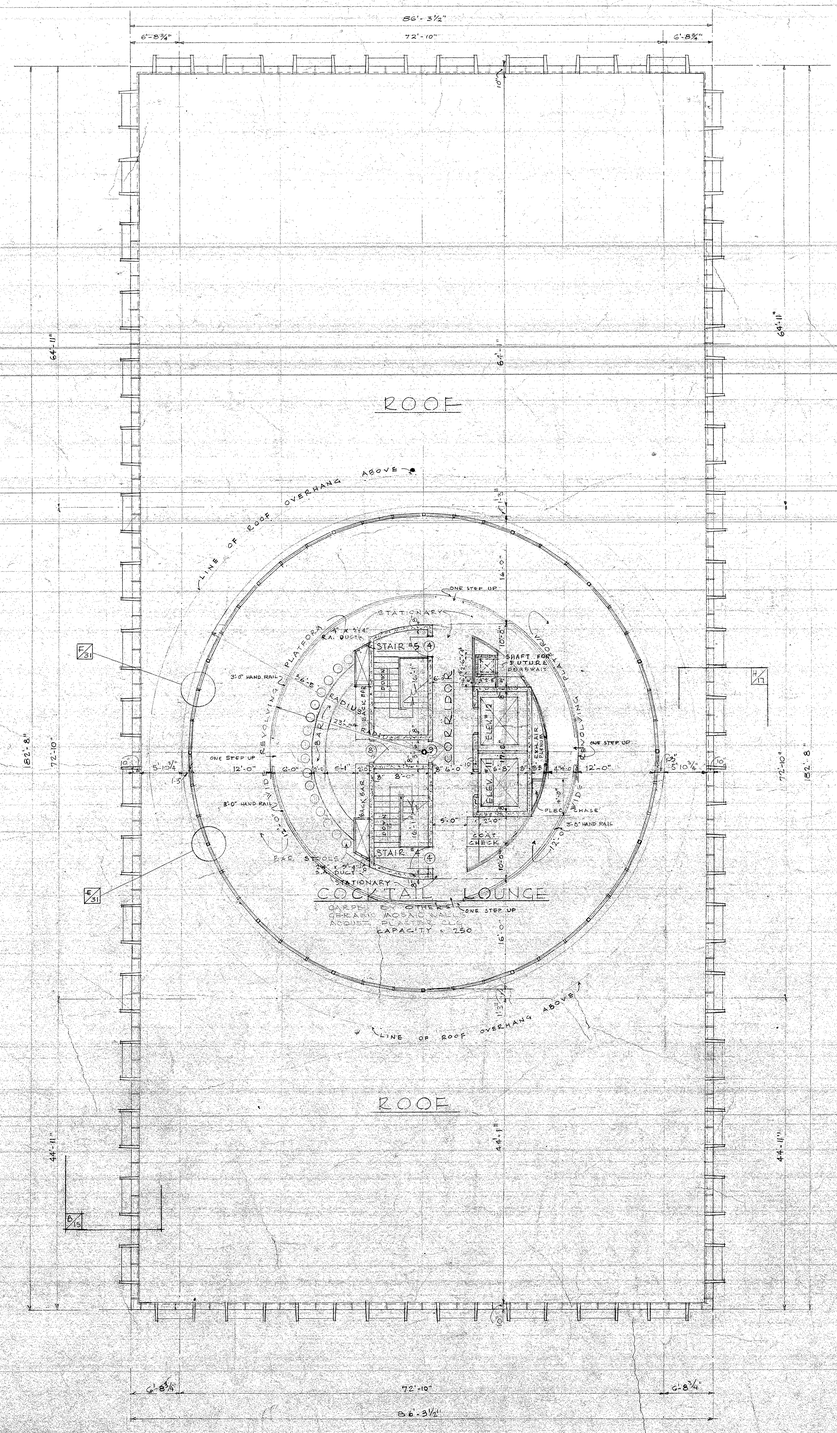

COCKTAIL LOUNGE PLAN (38TH)
SCALE 1/8" = 1'-0"

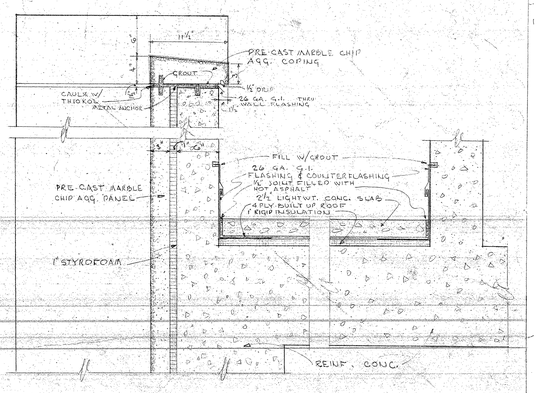

COPING & FLASHING SECTION
SCALE 1½" = 1'-0"

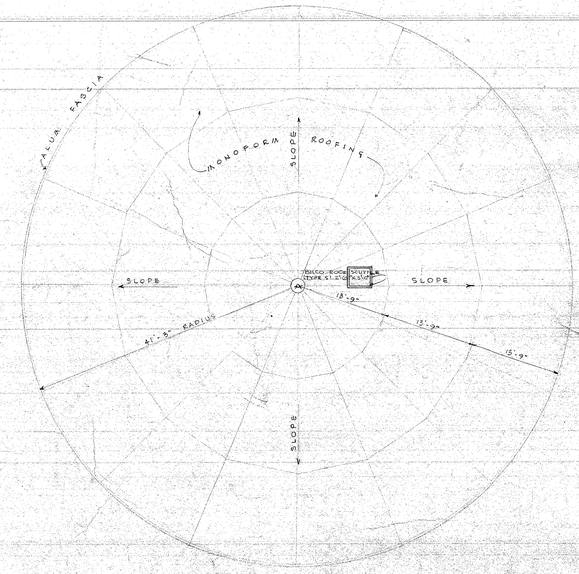

PLAN OF COPING SECTIONS
SCALE 3/4" = 1'-0"

ROOF PLAN OF COCKTAIL LOUNGE
SCALE 1/8" = 1'-0"

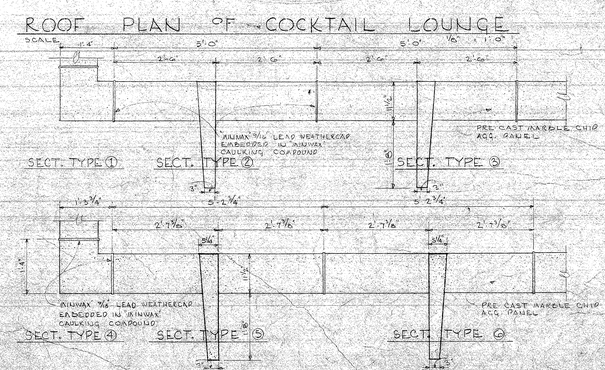

REVISION		REVISIONS	
11-12-63	REVISE REVOLVING PLATFORM	7-17-64	REDUCE WIDTH OF ELEV. FR 2'-11" TO 2'-0"
11-19-63	ADD ONE RISER TO STAIRS #4 & #5	9-17-64	ADD RAT. LOUVERS 100TH FL.
		9-29-64	ADD ONE VERTICAL TO MEN'S TOILETS 200-00" AT EAST END
		2-23-65	ADD CIR. WATER CLOS TO WOMEN'S TOILET & RELOCATE TLT. RM.
		6-4-65	INCREASE LENGTH OF TOWER PLAN 200-00" AT EAST END

ROBERT LEE HALL & ASSOCIATES
AIA ARCHITECTS
JOHN W. BURROUGHS
FRANK G. RIGE
BEN R. WALLER, JR.
3355 POPLAR AVE.
MEMPHIS, TENNESSEE

DRAWN BY: B.R.W.
CHECKED BY:
DATE: 10-4-63

100 NORTH MAIN BUILDING
MEMPHIS TENN.

COMM. NO.: 6413
SHEET: 13 OF

COCKTAIL LOUNGE & ROOF PLANS



NORTH ELEVATION
SCALE 1/16" = 1'-0"



WEST ELEVATION
SCALE 1/16" = 1'-0"

REVISIONS	
9-17-63	MARK PRECAST SCREEN TYPES ON ELEVATIONS
10-3-63	ADD 10'-0" TO EAST END OF TOWER
10-10-63	INCREASE FLOOR TO FLOOR DISTANCE 1'-0" BETWEEN 35TH & 34TH FLOORS
11-11-63	ADD ALUM. GLASS, AND SPANDRELITS TO EXTERIOR OF FLOOR

ROBERT LEE HALL & ASSOCIATES
AIA ARCHITECTS
3355 POPLAR AVE.
MEMPHIS, TENNESSEE
JOHN W. BURROUGHS
FRANK G. RICE
BEN R. WALLER, JR.

DRAWN BY R.E.W.
CHECKED BY
DATE 9-17-63

100 NORTH MAIN BUILDING
MEMPHIS TENN.
ELEVATIONS

COMM. NO. 6015
SHEET 14

SOUTH ELEVATION
SCALE 1/16"=1'-0"

EAST ELEVATION
SCALE 1/16"=1'-0"

REVISIONS	
9-17-63	MARK PRECAST SCREEN TYP. ON ELEVATIONS
9-17-63	REVISE ALUM. & GLASS AT LOWER LOBBY FLOOR, WEST ELEV.
10-9-63	INCREASE LENGTH OF TOWER PLAN 20'-0" AT EAST END.
10-1-63	ADD ALUM. GLASS & SPANDRELITE TO EXTERIOR 35th FLOOR

ROBERT LEE HALL & ASSOCIATES
A.I.A. ARCHITECTS
3399 POPLAR AVE.
MEMPHIS, TENNESSEE
JOHN W. BURROUGHS
FRANK G. RICE
BEN R. WALLER, JR.

DRAWN BY: OCJ
CHECKED BY: B.R.W.
DATE: 9-17-63

100 NORTH MAIN BUILDING
MEMPHIS, TENNESSEE
ELEVATIONS

COMM. NO. 6118
SHEET NO. 15

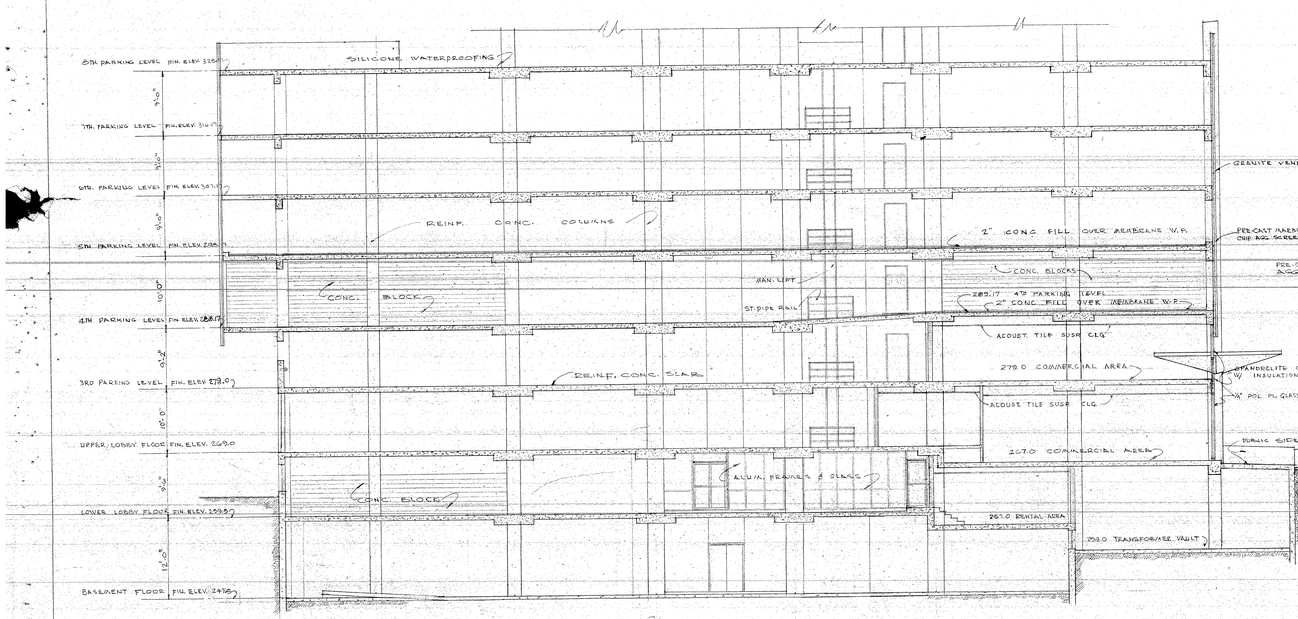

CROSS SECTION 5/16

SCALE 1/16" = 1'-0"

(BASEMENT FL. THRU 8TH. PARKING LEVEL

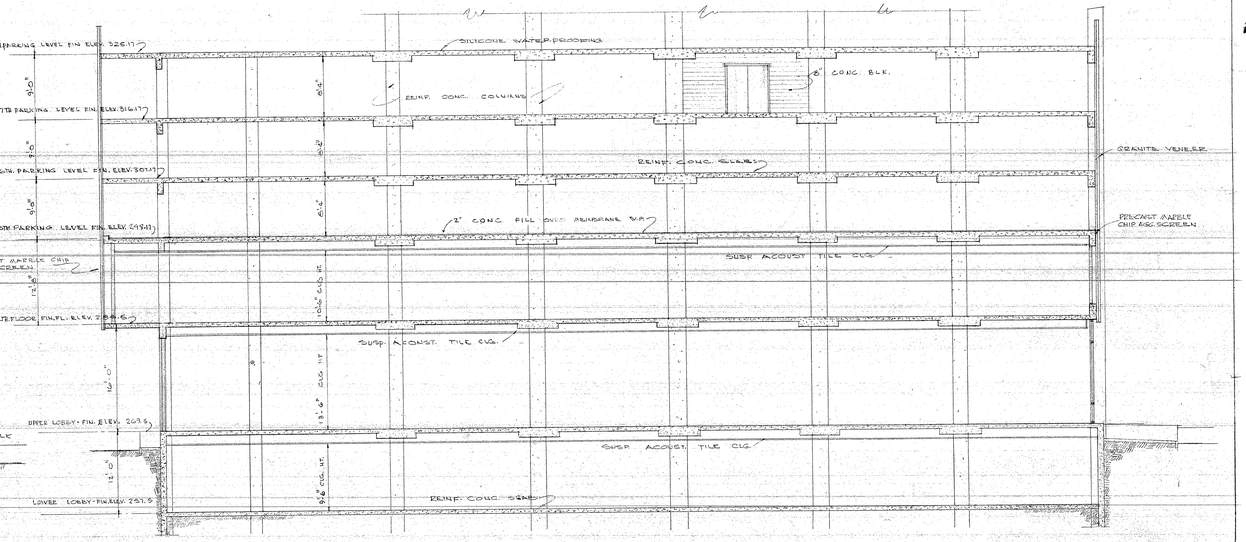

CROSS SECTION 6/16

SCALE 1/8" = 1'-0"

LOWER LOBBY FL. THRU 8TH. PARKING LEVEL

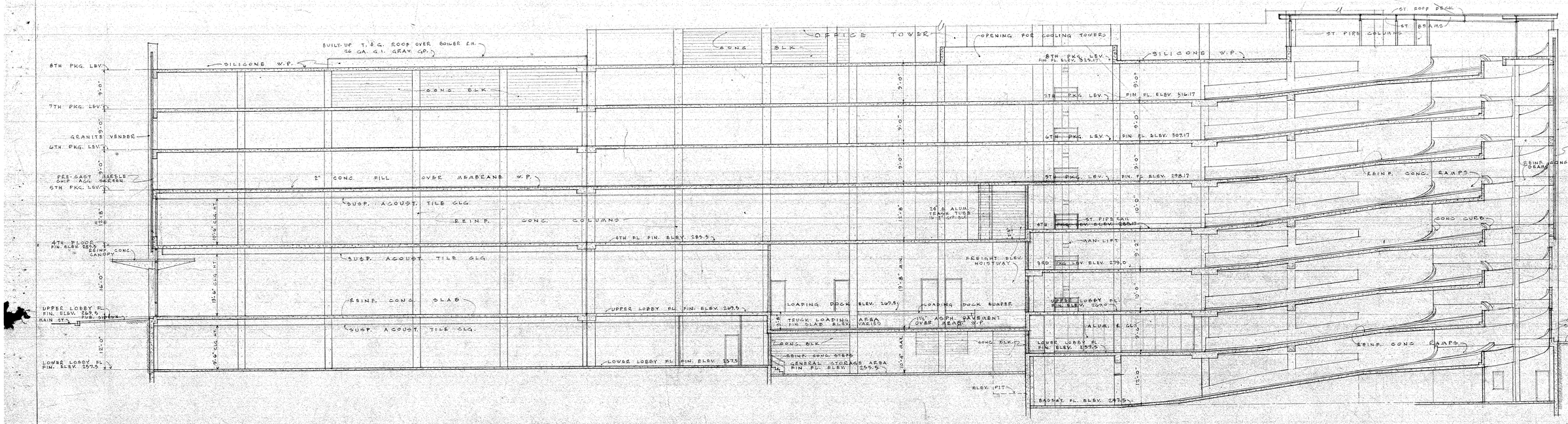

LONGITUDINAL SECTION M

SCALE 1/8" = 1'-0"

(BASEMENT FL. THRU 8TH PARKING LEVEL)

REVISIONS	
12-17-62	REVISE FINISHED FLOOR ELEVATIONS ON LOWER FLOORS
9-17-63	ADD REINF. CONC. BEAMS ALONG COLUMN LINES
10-5-65	ADD ELEV. #13
11-17-65	CHNGE ROOF OVER 8TH PKG. RAMP
10-31-66	ADD COMMERCIAL AREA ON 3RD FLOOR

R L H

ROBERT LEE HALL & ASSOCIATES
A.I.A. ARCHITECTS
3355 POPLAR AVE.
MEMPHIS, TENNESSEE
JOHN W. BURROUGHS
FRANK G. RICE
BEN R. WALLER, JR.

DRAWN BY: B.G.W., W.H.B.
CHECKED BY:
DATE: 10-7-62

100 NORTH MAIN BUILDING
MEMPHIS TENN.
LONGITUDINAL SECTIONS

COMM. NO. 6115
SHEET 16 OF

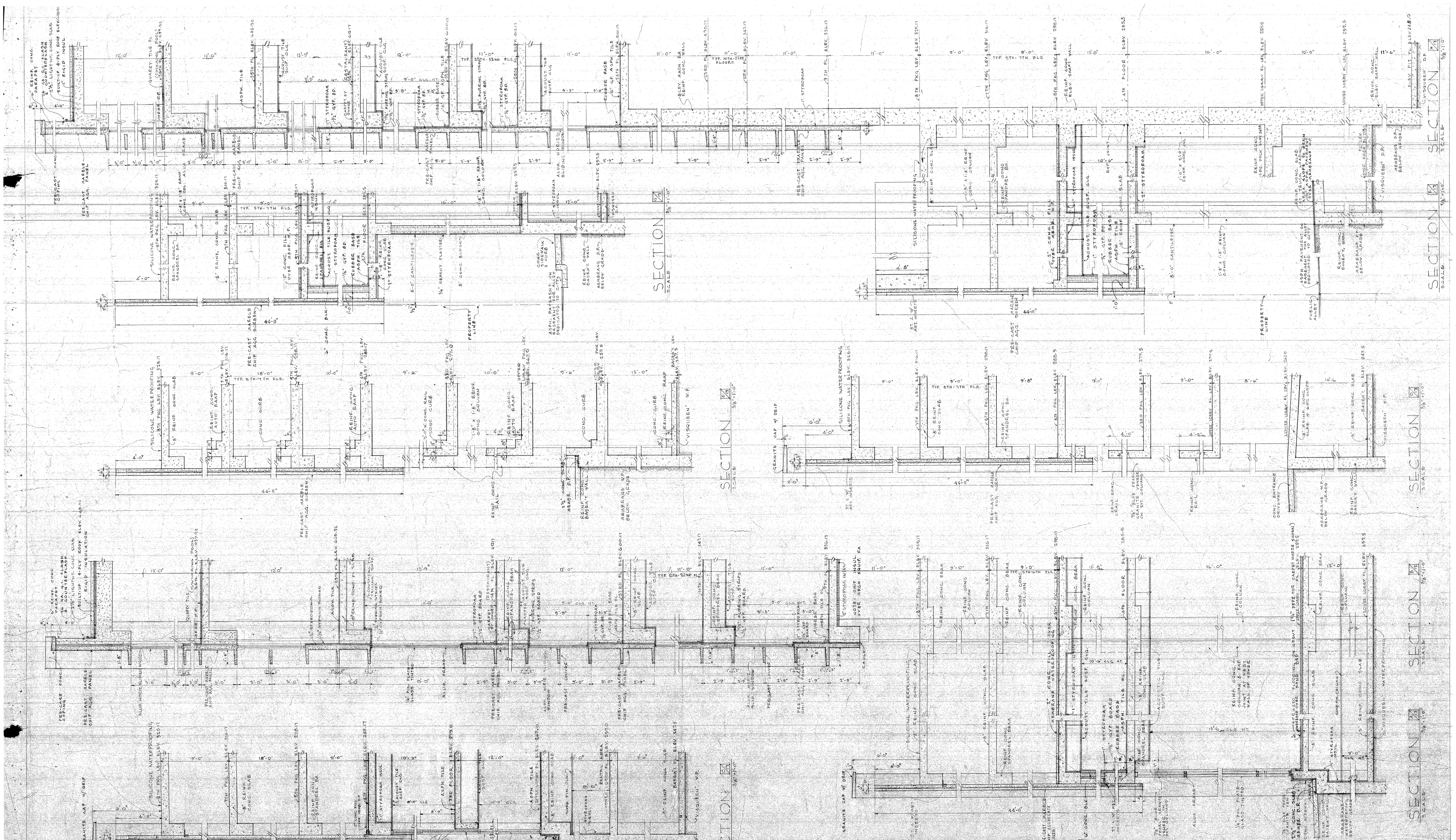
SECTION
SCALE
SECTION
SCALE
SECTION
SCALE

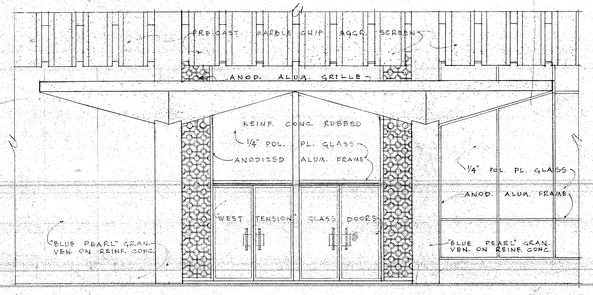

ELEV. MAIN ST. ENTRANCE
SCALE 1/4"=1'-0"

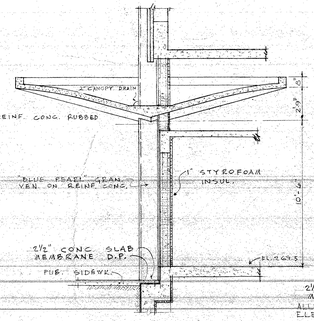

SECTION 5/16
SCALE 1/4"=1'-0"

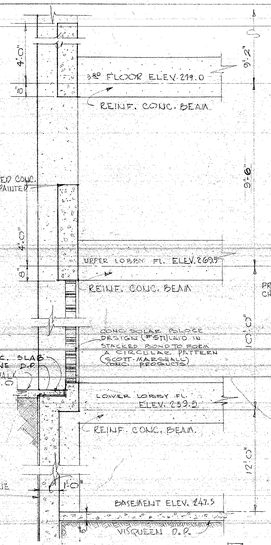

LOWER PART SECTION 5/16
SCALE 3/8"=1'-0"

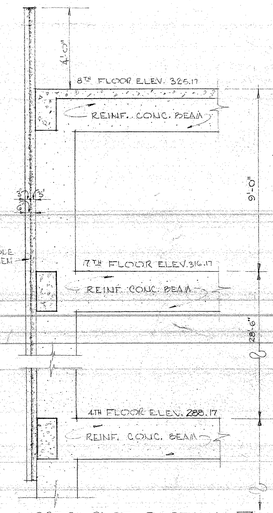

UPPER PART SECTION 5/16
SCALE 3/8"=1'-0"

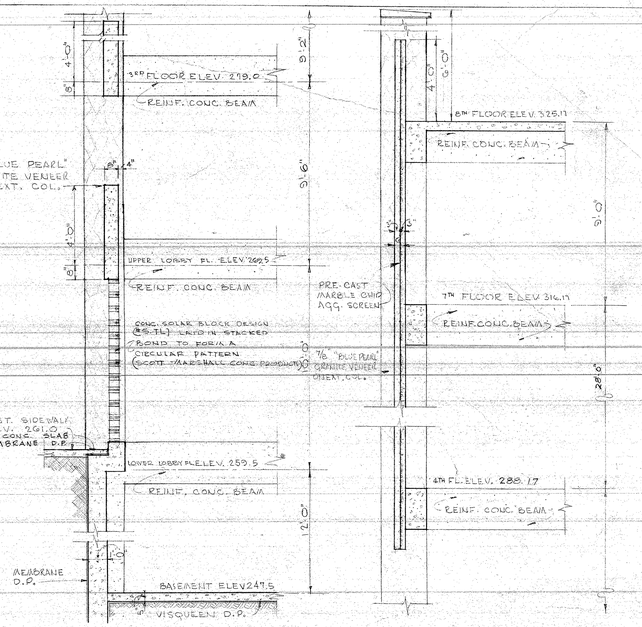

LOWER PART SECTION 5/16
SCALE 3/8"=1'-0"

UPPER PART SECTION 5/16
SCALE 3/8"=1'-0"

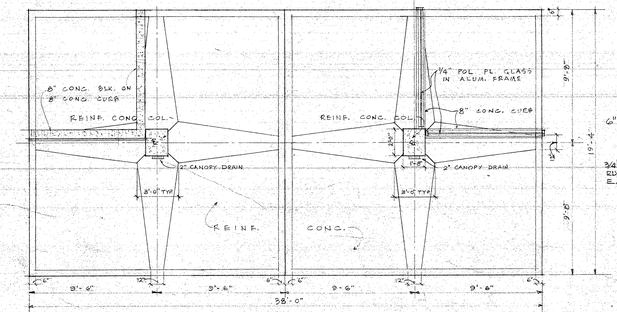

PLAN OF CANOPY
SCALE 1/4"=1'-0"

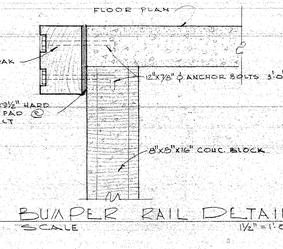

BUMPER RAIL DETAIL
SCALE 1½"=1'-0"

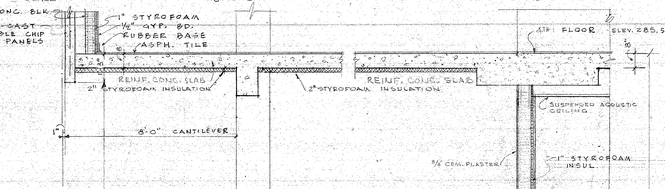

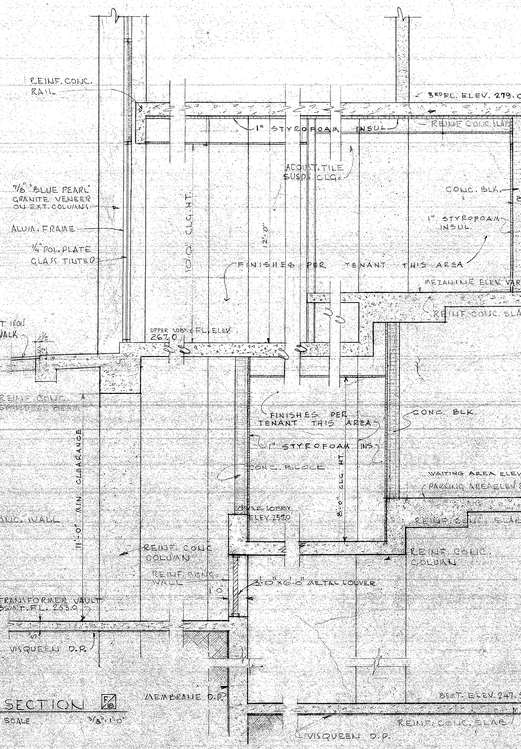

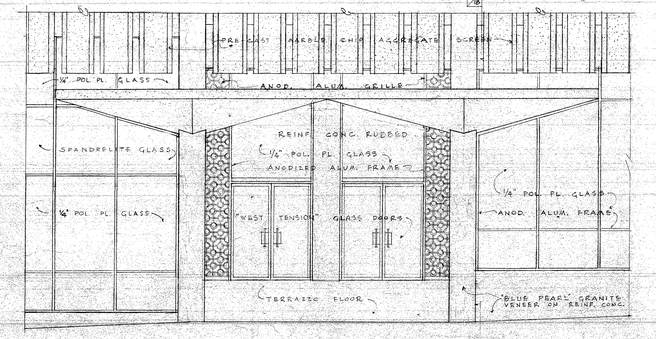

ELEV. ADAMS AVE. ENTRANCE
SCALE 1/8"=1'-0"

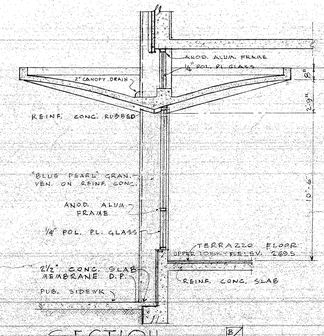

SECTION 5/16
SCALE 1/4"=1'-0"

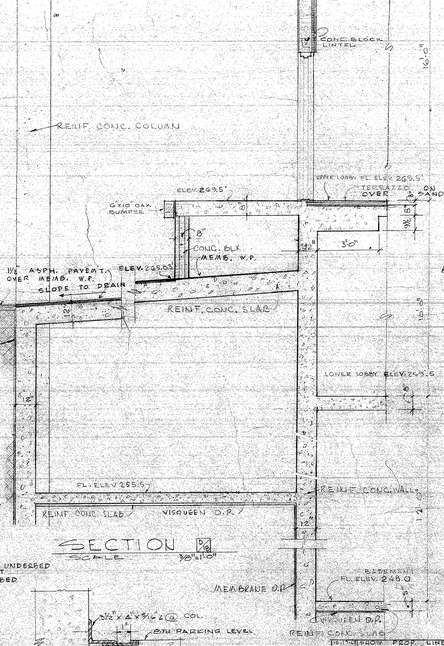

SECTION 5/16
SCALE 3/8"=1'-0"

PLAN OF CANOPY
SCALE 1/8"=1'-0"

ENTRANCE CANOPY DETAILS

EXPANSION JOINT DETAILS
SCALE 1½"=1'-0"

10-1-63	SHOW PROPERTY LINE ON ADJT. BUILDING SCREEN DROP TO FL.
10-30-63	REVISE CANOPY DETAILS
9-27-63	SHOW 2" CONC. FILL OVER MEMB. D.P. ON 2ND FL. LEVEL
9-23-63	ADD WATERPROOFING & 2½" CONC. SLAB @ 3RD FL. PENTS.
REVISIONS	
9-17-63	ADD EXPANSION JOINT DETAILS
9-17-63	REVISE FINISH FLOOR ELEVATIONS
7-25-63	ADD 1" STYROFOAM INSUL. OVER MEZZ. UPPER LOBBY CONC. AREA
9-13-63	ADD 1" STYROFOAM INSUL. ON S WALL OF N.E. UPPER LOBBY CONC. AREA
9-13-63	ADD 1" STYROFOAM INSUL. ON S WALL OF N.E. LOWER LOBBY RENTAL AREA
9-13-63	ADD 1" STYROFOAM INSUL. ON S WALL OF UPPER LOBBY NEXT TO TRK. LOADING
11-1-63	ADD ALUM. GLASS & SPANDRELITE TO EXTERIOR 3RD FL. ADJUST FL. ELEV.

ROBERT LEE HALL & ASSOCIATES
ARCHITECTS
3355 POPLAR AVE.
MEMPHIS, TENNESSEE
JOHN W. BURROUGHS
FRANK G. RICE
BEN R. WALLER, JR.

DRAWN BY B.R.W.
CHECKED BY
DATE 9-17-63

100 NORTH MAIN BUILDING
MEMPHIS TENN.

COMM. NO. 6415
SHEET 18 OF

ENTRANCE CANOPIES & WALL SECTIONS

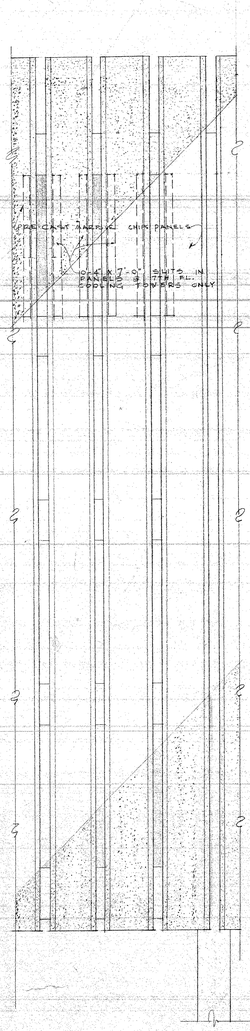



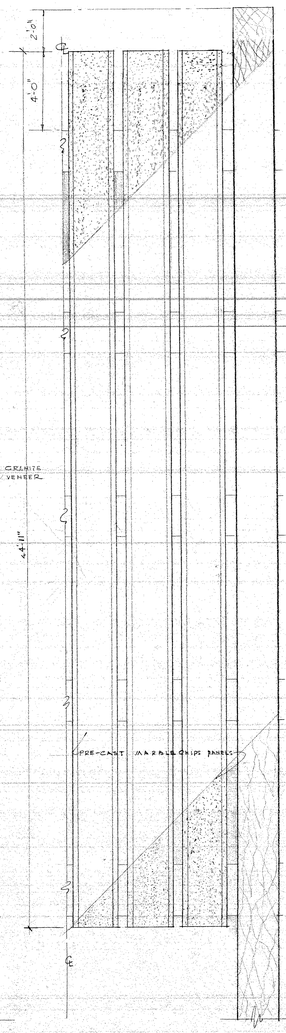

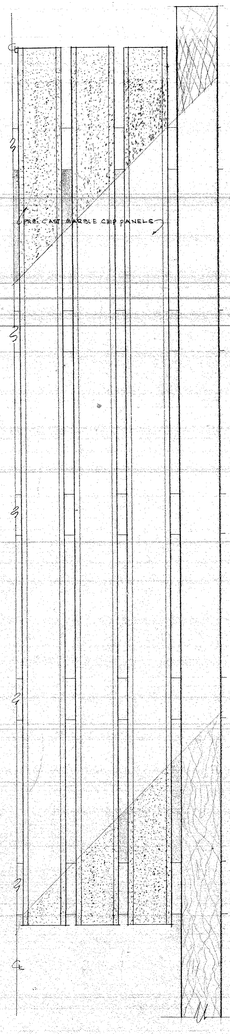



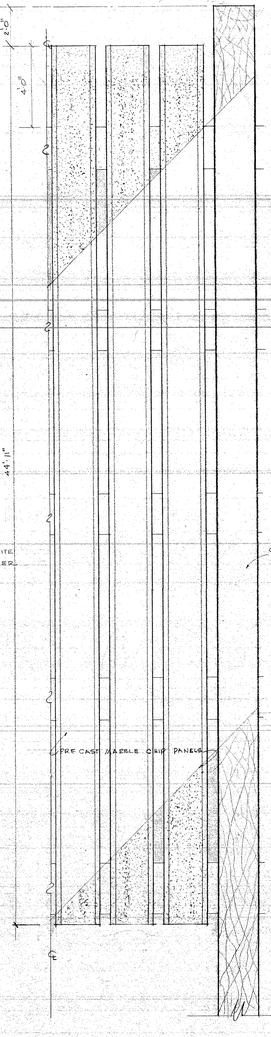





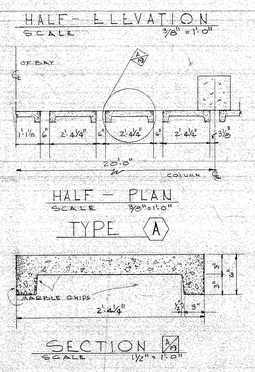

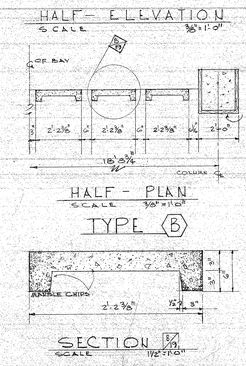

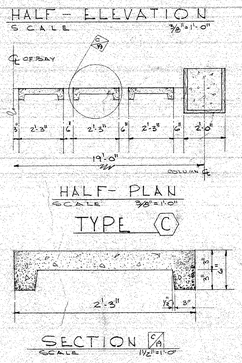

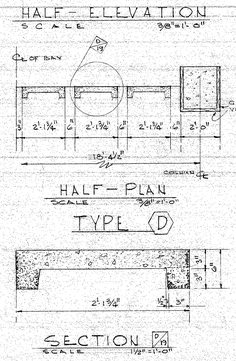

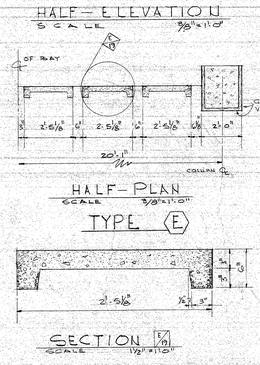

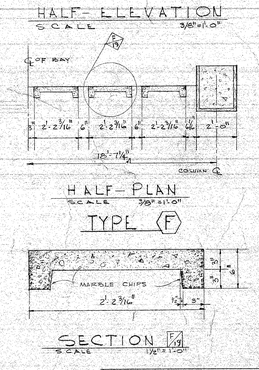

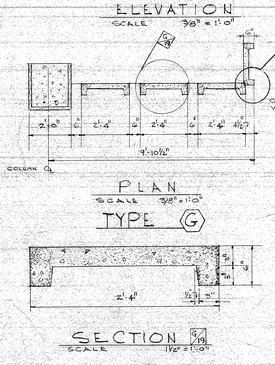

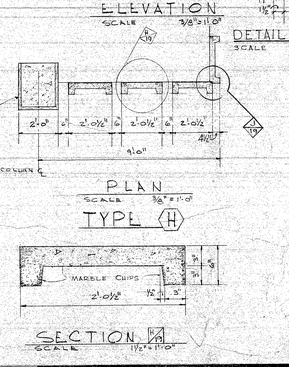

PANEL DETAILS OF PRE-CAST MARBLE CHIP AGGREGATE SCREEN

REVISIONS	
10-17-63	REDUCE SCREEN HT. 1'

ROBERT LEE HALL & ASSOCIATES
AIA ARCHITECTS
3355 POPLAR AVE.
MEMPHIS, TENNESSEE
JOHN W. BURROUGHS
FRANK G. RICE
BEN R. WALLER, JR.

DRAWN BY W.H.D.
CHECKED BY R.E.W.
DATE 8-7-63

100 NORTH MAIN BUILDING
MEMPHIS TENN.
PRE-CAST SCREEN DETAILS

COMM. NO. 6115
SHEET 19
OF

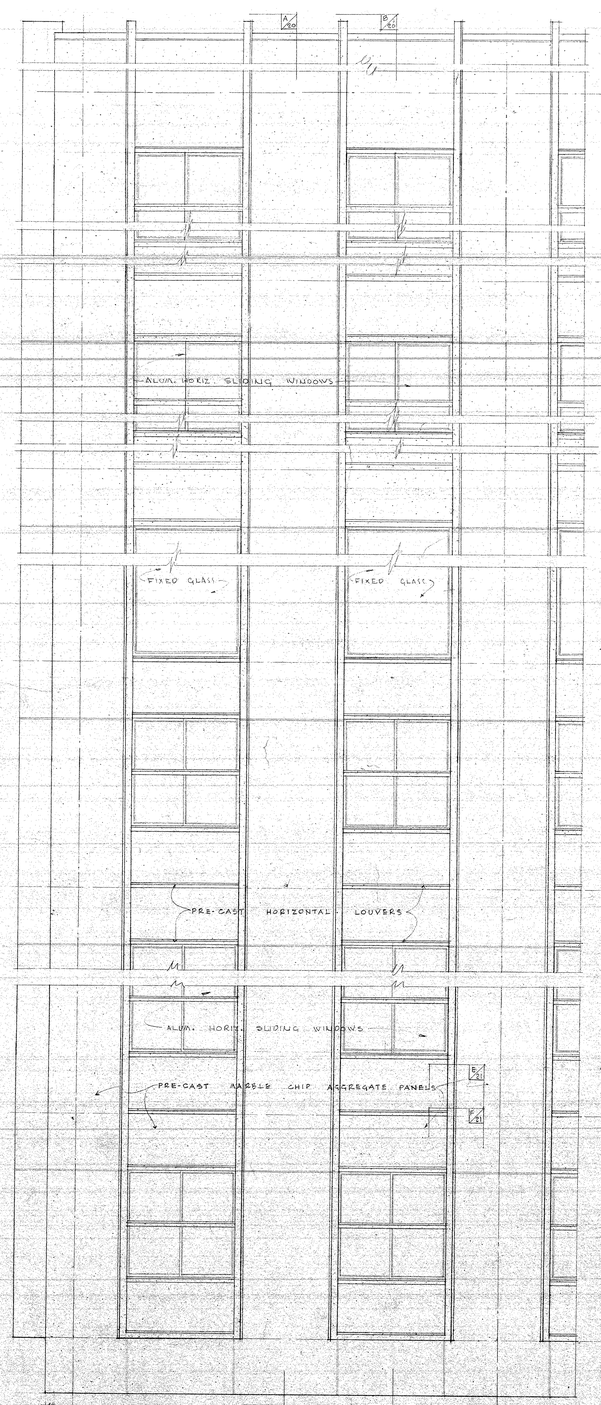

ELEVATION TYPICAL EAST-WEST PANELS
SCALE 3/8" = 1'-0"

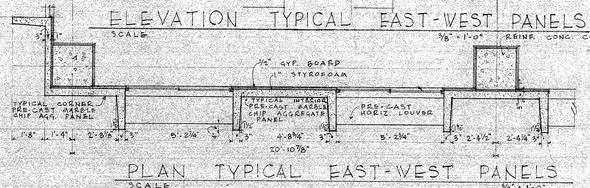

PLAN TYPICAL EAST-WEST PANELS
SCALE 3/8" = 1'-0"

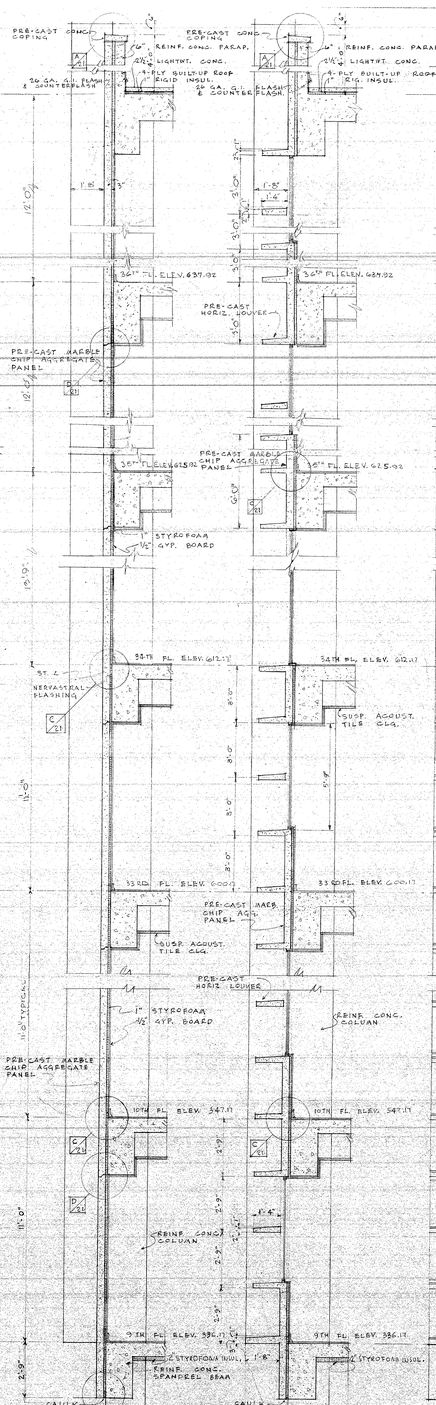

SECT
SCALE 3/8"=1'-0"

SECT
SCALE 3/8"=1'-0"

NOTE: FOR SECTION DETAILS OF PRE-CAST MARBLE CHIP AGGREGATE PANELS SEE SHT. 19.

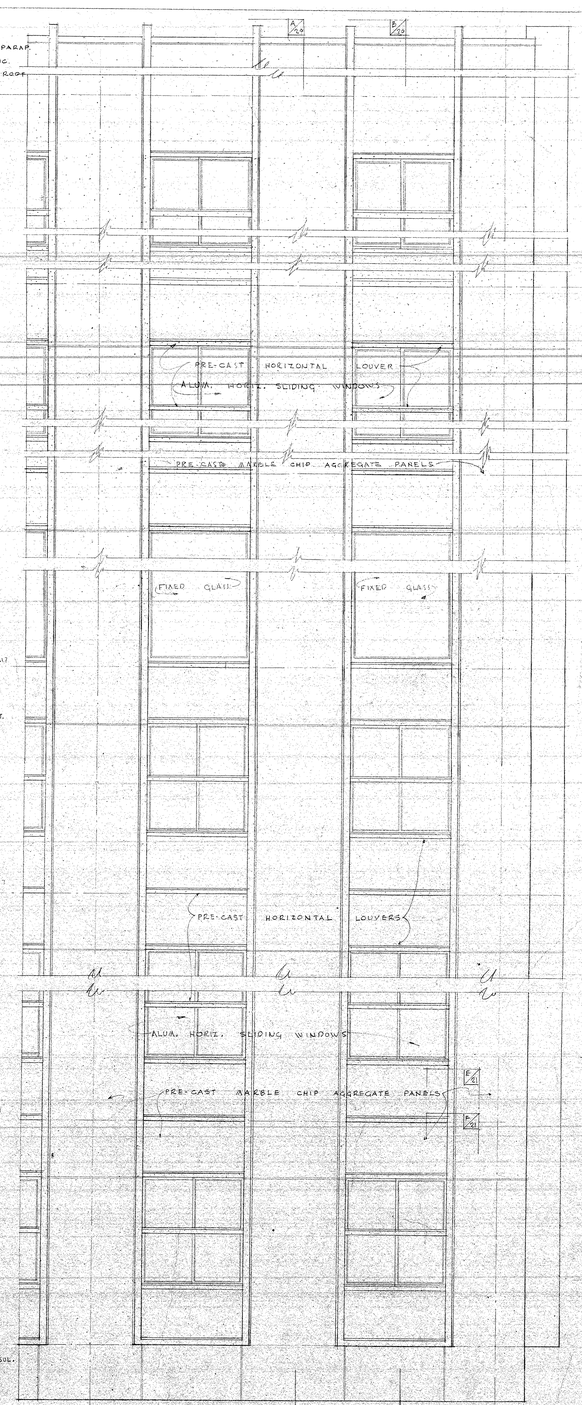

ELEVATION TYPICAL NORTH-SOUTH PANEL
SCALE 3/8" = 1'-0"

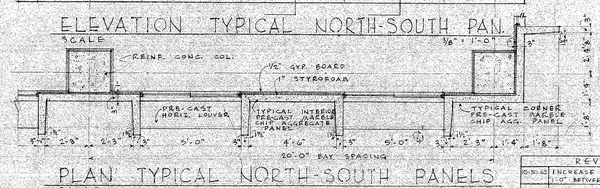

PLAN TYPICAL NORTH-SOUTH PANELS
SCALE 3/8" = 1'-0"

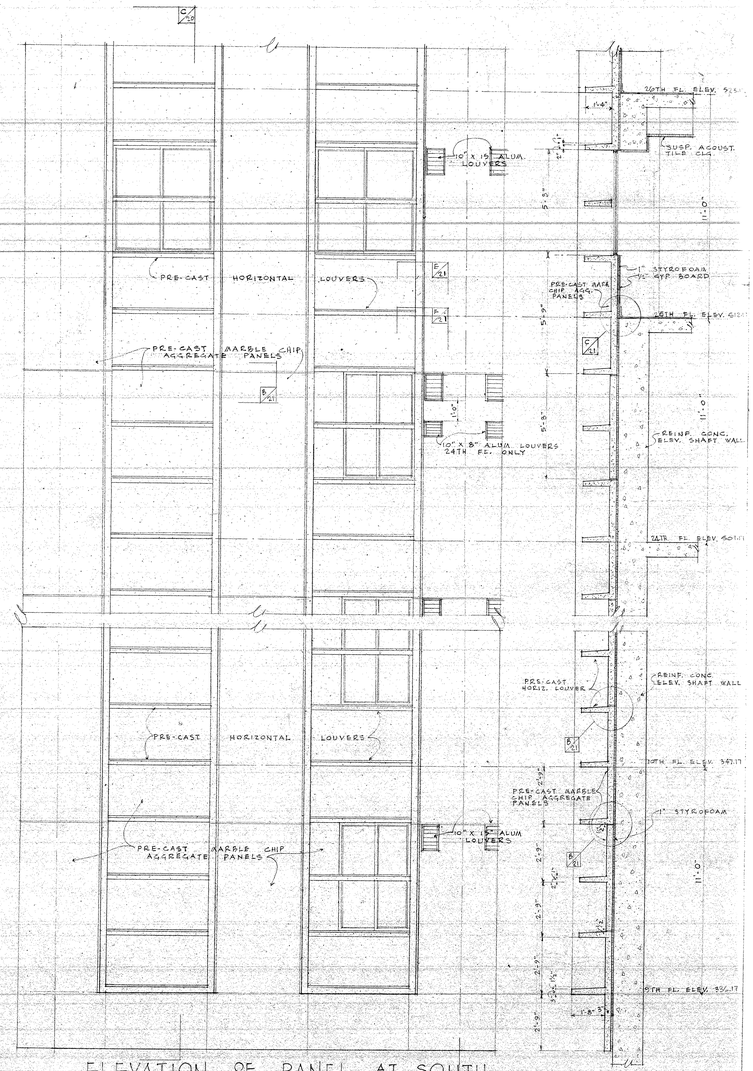

ELEVATION OF PANEL AT SOUTH ELEVATOR SHAFT WALL
SCALE 3/8" = 1'-0"

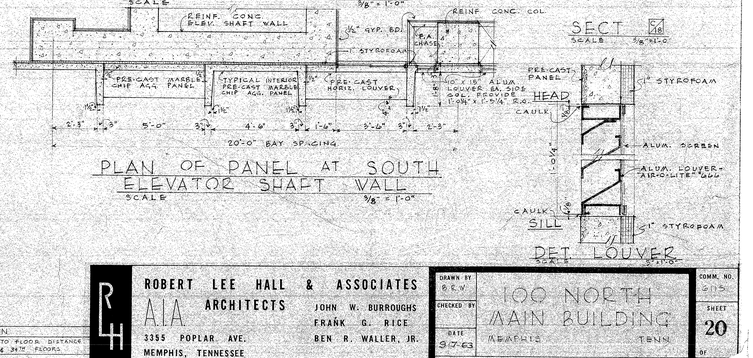

PLAN OF PANEL AT SOUTH ELEVATOR SHAFT WALL
SCALE 3/8" = 1'-0"

SECT
SCALE 3/8"=1'-0"

DET LOUVER

REVISION
10-30-63 INCREASE FLOOR TO FLOOR DISTANCE 1'-0" BETWEEN 33RD & 34TH FLOORS

ROBERT LEE HALL & ASSOCIATES
ARCHITECTS
AIA
3355 POPLAR AVE.
MEMPHIS, TENNESSEE
JOHN W. BURROUGHS
FRANK G. RICE
BEN R. WALLER, JR.

DRAWN BY B.E.V.
CHECKED BY
DATE 9-7-63

100 NORTH MAIN BUILDING
MEMPHIS TENN.

COMM. NO. 2115
SHEET 20 OF

DETAILS OF PRE-CAST PANELS

DOOR SCHEDULE

MARK	SIZE	TYPE
1	2- 3'-0" x 7'-0" x 1¾"	"WEST TENSION" ANODIZED ALUM. & GLASS - SEE SHT. 27
2	2- 2'-6" x 7'-0" x 1¾"	"WEST TENSION" ALUM. & GL. SINGLE ACTION W/ PUSH-BAR OVERHD. CHK., SDUTS/OC.
3	3'-0" x 7'-0" x 1¾"	"TUBELITE" ALUM. & GLASS SINGLE ACTION W/ PUSH-BAR OVERHD. CHK., SDUTS/OC.
4	3'-0" x 6'-8" x 1¾"	"B" LABEL HOLL. MET. FIRE DOOR TO STAIRS W/10"X10" WIRE GLASS PANL.
5	3'-0" x 6'-8" x 1¾"	"B" LABEL MET. FLUSH
6	3'-0" x 6'-8" x 1¾"	FULL LOUVER HOLL. METAL DOOR
7	3'-6" x 7'-0" x 1¾"	HOLLOW METAL DOOR
8	2'-6" x 6'-8" x 1¾"	FLUSH MAHOG. HOLL. CORE (TOILET DOORS)
9	3'-0" x 6'-8" x 1¾"	" " SOLID " (OFFICE DOORS)
10	2'-8" x 6'-8" x 1¾"	" " HOLL " (SINGLE OFFICE DOORS)
11	2'-4" x 6'-8" x 1¾"	" " " " (CLOSET DOORS)
12	2 - 2'-6" x 7'-0" x 1¾"	"TUBELITE" ALUM. & GL. SINGLE ACTION W/ PUSH-BAR OVERHD CHK. SDUTS/OC.
13	2 2'-6" x 6'-8" x 1¾"	FULL LOUVER HOLL. METAL DOOR
14	2- 3'-0" x 6'-8" x 1¾"	"B" LABEL HOLLOW METAL- WEATHERSTRIP AT OFFICE FL. MECH EAS
15	2'-6" x 6'-8" x 1¾"	"B" LABEL HOLLOW METAL
16	3'-0" x 6'-8" x 1¾"	HOLL. METAL DOOR
17	2- 2'-6" x 6'-8" x 1¾"	"B" LABEL HOLLOW METAL
18	2'-8" x 6'-8" x 1¾"	ALUM. FLUSH PANEL DR. W/ SOLID FIBROUS CORE, 10" THERMOFOAM
19	2- 3'-0" x 6'-8" x 1¾"	HOLLOW METAL DOORS
20	3'-0" x 6'-8" x 1¾"	"B" LAB. MAHOG. MIN. CORE
21	2'-6" x 6'-8" x 1¾"	"B" LAB MAHOG MIN CORE

WINDOW SCHEDULE

MARK	SIZE	TYPE
A	5'-2⅛" x 5'-2½"	ALUM. HORIZ. SLIDING WINDOW
B	4'-11½" x 5'-2½"	" " " "
C	3'-5½" x 5'-2½"	" " " "
D	5'-2⅛" x 7'-8½"	FIXED ¼" PLATE GLASS IN ALUM. FRAME
E	4'-11½" x 7'-8½"	" " " " " "
F	5'-2⅛" x 5'-8½"	ALUM. HORIZ. SLIDING WINDOW
G	4'-11½" x 5'-8½"	ALUM. HORIZ. SLIDING WINDOW

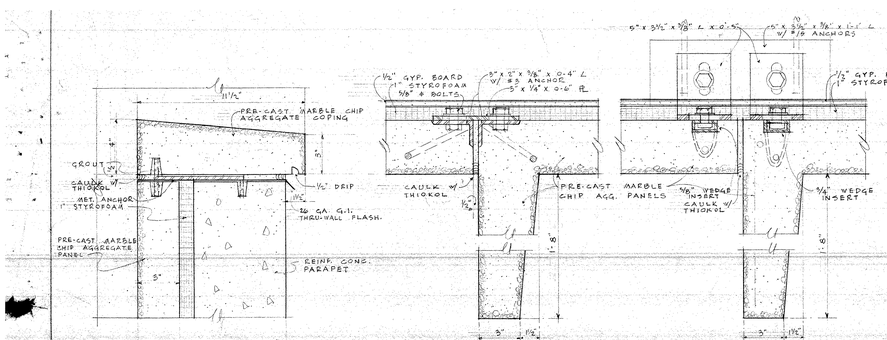

PANEL DET. SCALE 3"=1'-0"

PANEL DET. SCALE 3"=1'-0"

PANEL DET. SCALE 3"=1'-0"

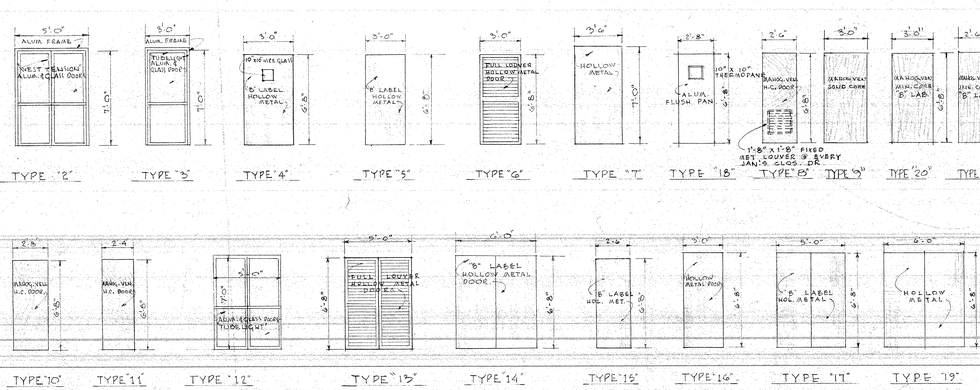

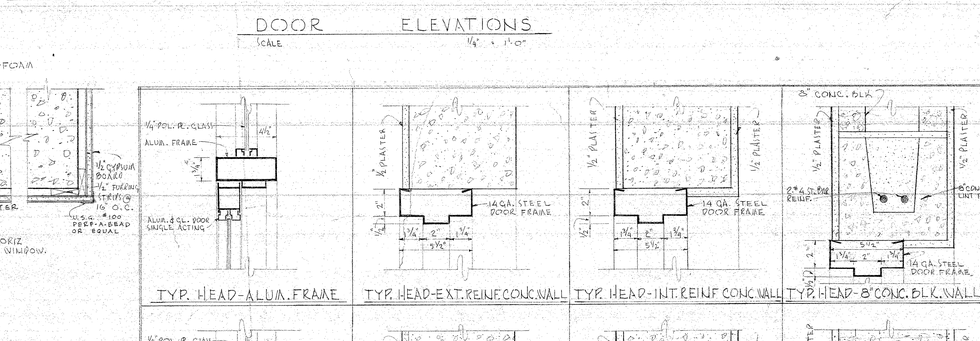

DOOR ELEVATIONS

SCALE 1/4" = 1'-0"

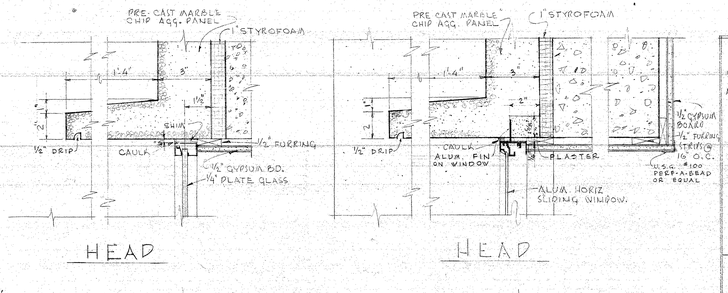

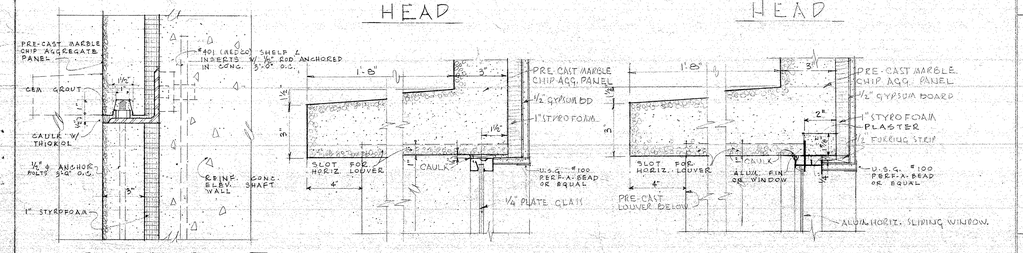

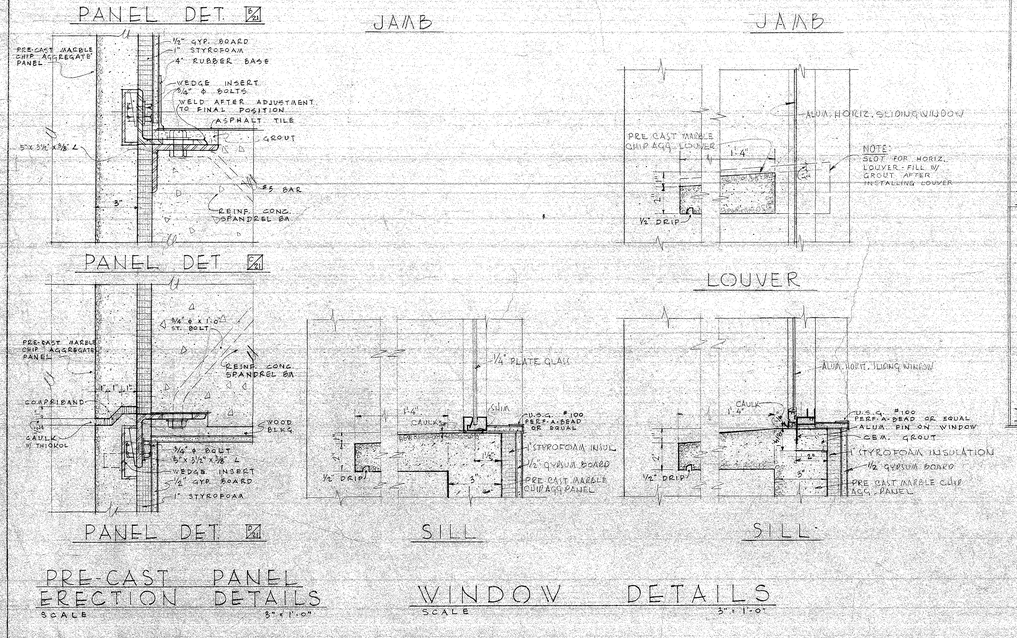

PRE-CAST PANEL ERECTION DETAILS SCALE 3"=1'-0"

WINDOW DETAILS SCALE 3"=1'-0"

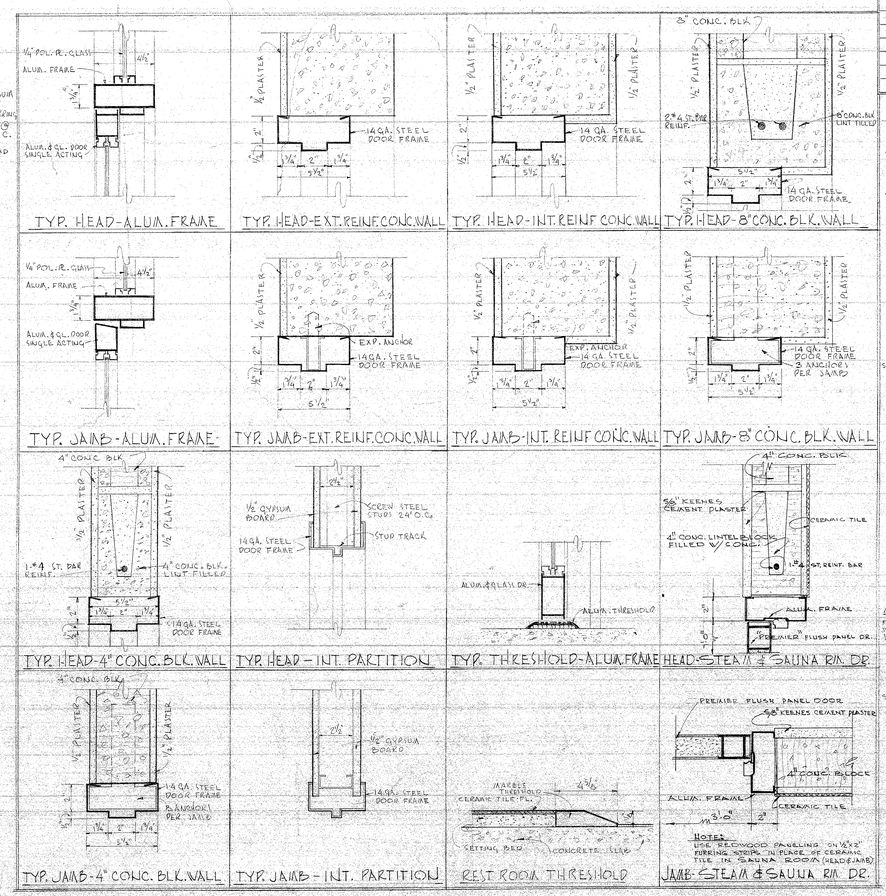

DOOR DETAILS

SCALE 3" = 1'-0"

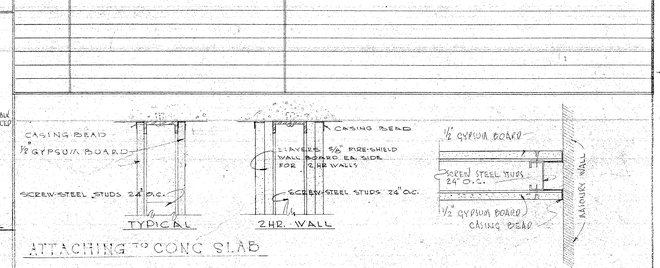

DETAILS OF STEEL FRAME PARTITIONS SCALE 3"=1'-0"

NOTE: CORRIDOR PARTITIONS AND PARTITIONS BETWEEN TENANTS SHALL BE EXTENDED AND ATTACHED TO CONCRETE SLAB ABOVE.

REVISIONS	
9-17-62	REVISE DOOR SCHEDULE
9-25-62	ADD ALUM. FIN TO SLIDING WINDOWS, WAIT DOVETAIL BLK.
9-25-62	ADD MET. LOUVERS TO PAS. TO SAN'S CLOSETS ONLY
9-25-62	ADD WEATHERSTRIPPING TO DOOR #14 AT ALL OFFICE FL. MECH EAS.

R H

ROBERT LEE HALL & ASSOCIATES
AIA ARCHITECTS
3355 POPLAR AVE.
MEMPHIS, TENNESSEE
JOHN W. BURROUGHS
FRANK G. RICE
BEN R. WALLER, JR.

DRAWN BY: CBA
CHECKED BY: B.R.W.
DATE: 9-27-62

100 NORTH MAIN BUILDING
MEMPHIS TENN.
SCHEDULES & DETAILS

COMM. NO. 6115
SHEET 21 OF

PLAN AT ROOF LEVEL 37TH FLOOR

PLAN AT 36TH FLOOR

PLAN AT 35TH FLOOR

PLAN AT 34TH FLOOR

PLAN AT '33RD FLOOR

PLAN AT 32ND FLOOR

PLAN AT 31ST FLOOR

PLAN AT 4TH FLOOR

PLAN AT 5TH FLOOR STAIR #1

PLAN AT 5TH FLOOR STAIR #2

PLAN AT BELOW 1ST FLOOR

SECTION DELTA STAIR

ROBERT LEE HALL & ASSOCIATES
ARCHITECTS
AIA
3355 POPLAR AVE.
MEMPHIS, TENNESSEE
JOHN W. BURROUGHS
FRANK G. RICE
BEN R. WALLER, JR.

DRAWN BY: CGA
CHECKED BY:
DATE: 9-7-63

100 NORTH MAIN BUILDING
MEMPHIS TENN.
DETAILS OF STAIRS #1

COMM. NO. 6175
SHEET 22 OF

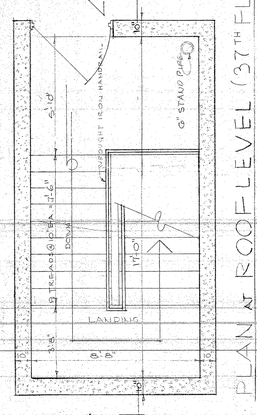

PLAN AT ROOF LEVEL (37TH FL)

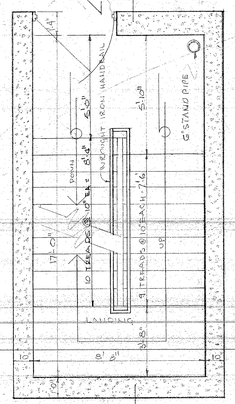

PLAN AT 35TH FLOOR

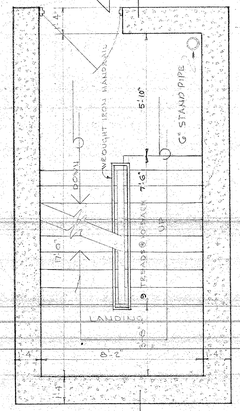

PLAN AT 33RD FLOOR

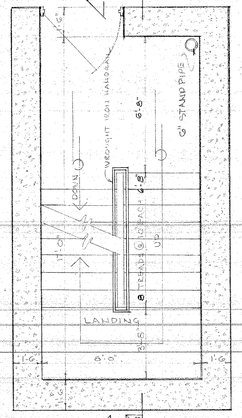

PLAN AT 8TH FLOOR SIMILAR

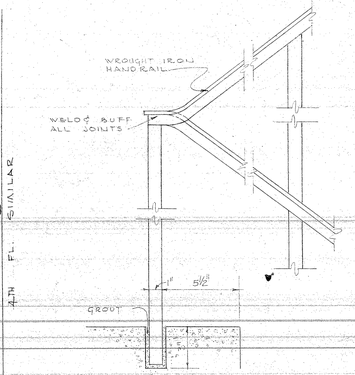

ELEVATION OF HANDRAIL
SCALE 3"=1'-0"

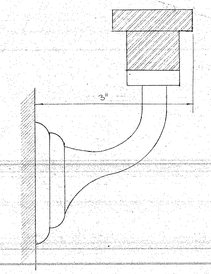

WALL RAIL BRACKET
FULL SIZE 8 PER FLIGHT

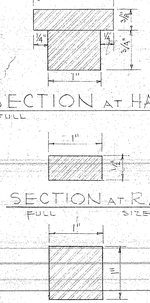

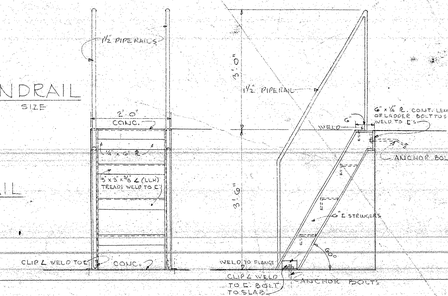

DETAILS OF SHIP'S LADDER
SCALE ¾"=1'-0"

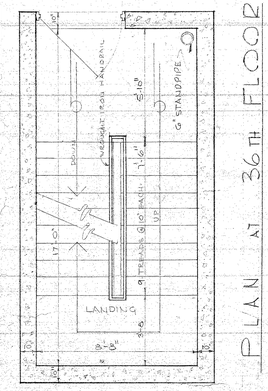

PLAN AT 36TH FLOOR

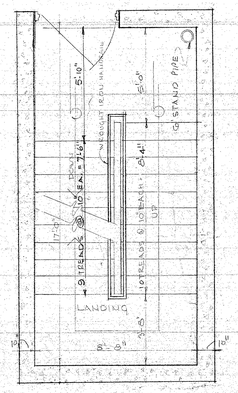

PLAN AT 34TH FLOOR

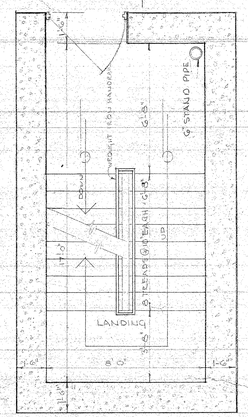

TYPICAL PLAN 9TH THRU 32ND FL.

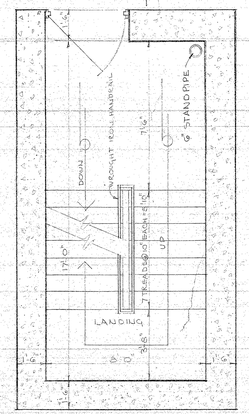

TYPICAL PLAN 6TH THRU 7TH FL.

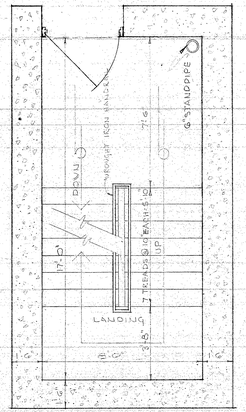

PLAN AT 3RD FLOOR

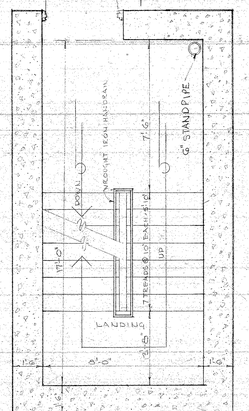

PLAN AT UPPER LOBBY FLOOR

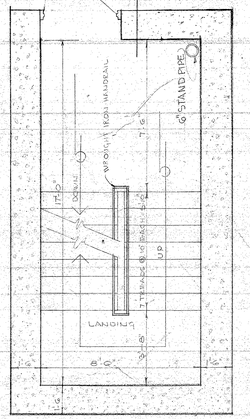

PLAN AT LOWER LOBBY FLOOR

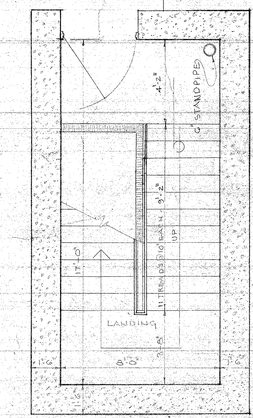

PLAN AT BSMT FLOOR

DETAILS OF STAIR No. 2
SCALE ¾"=1'-0"

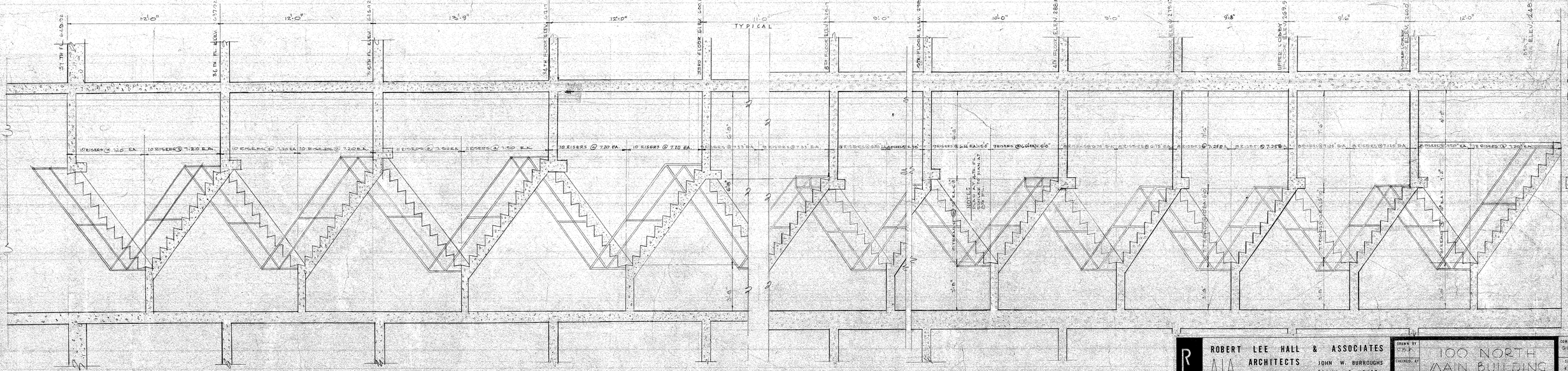

ROBERT LEE HALL & ASSOCIATES
ARCHITECTS
AIA
3355 POPLAR AVE.
MEMPHIS, TENNESSEE
JOHN W. BURROUGHS
FRANK G. RICE
BEN R. WALLER, JR.

DRAWN BY: CPS
CHECKED BY:
DATE: 9-7-62

100 NORTH MAIN BUILDING
MEMPHIS TENN.

COMM. NO. 6175
SHEET 23

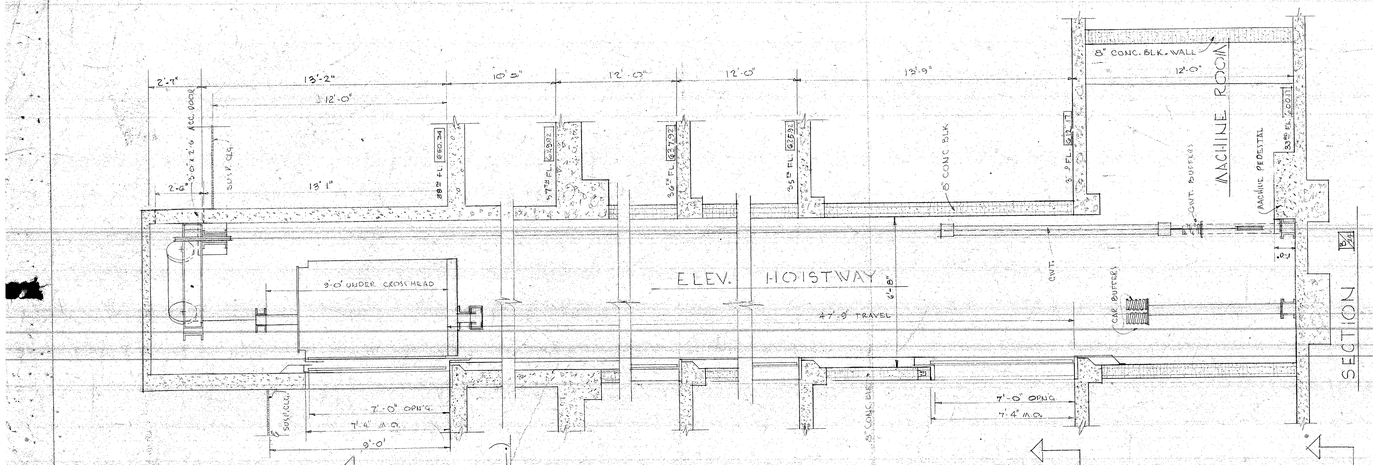

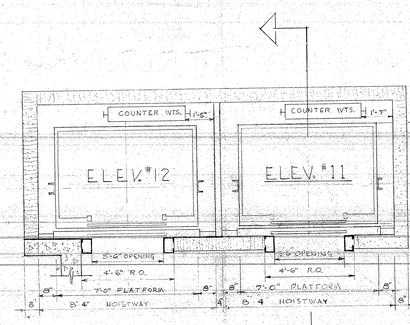

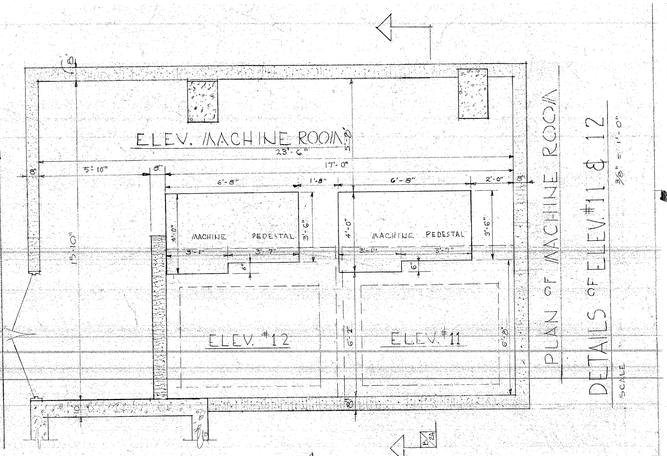

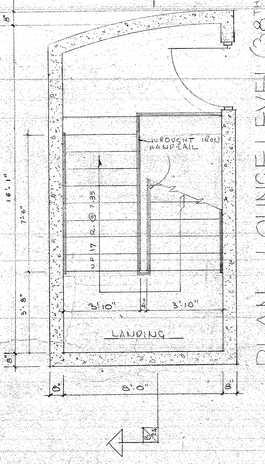

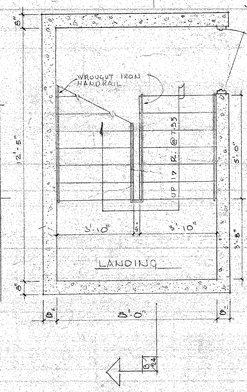

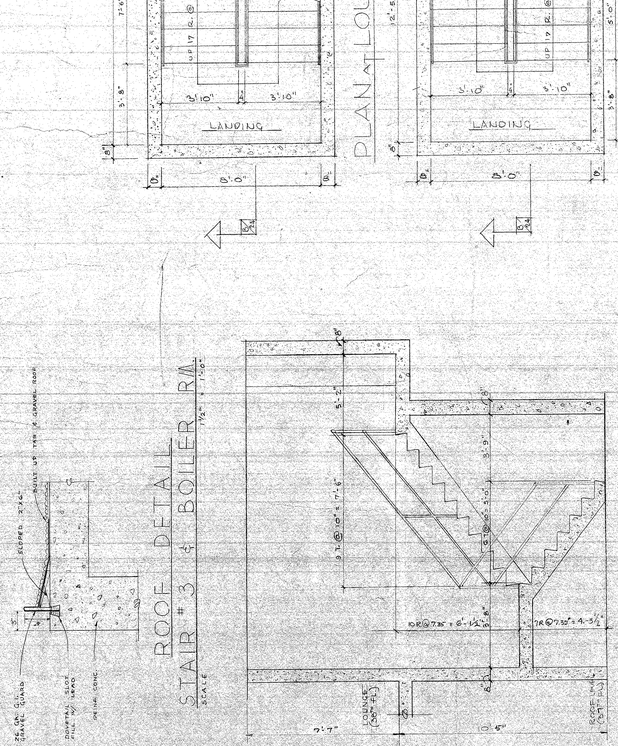

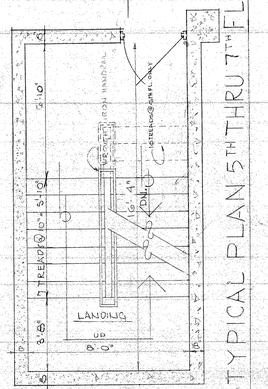

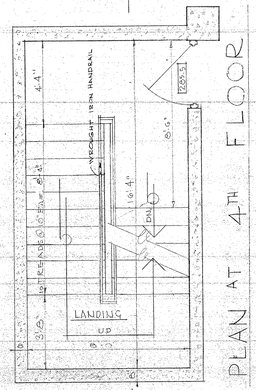

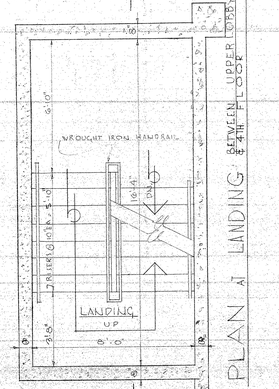

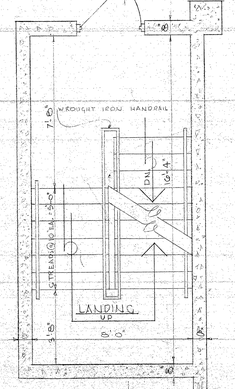

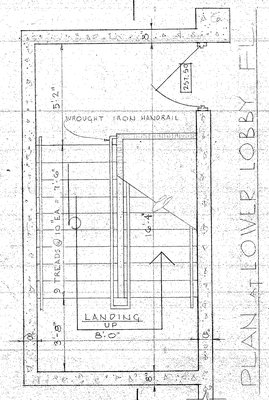

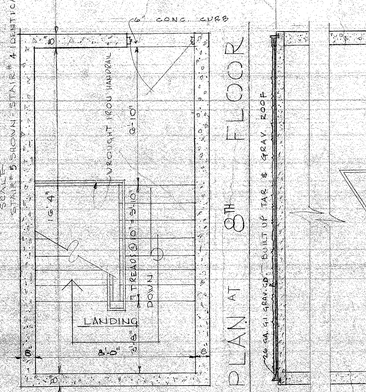

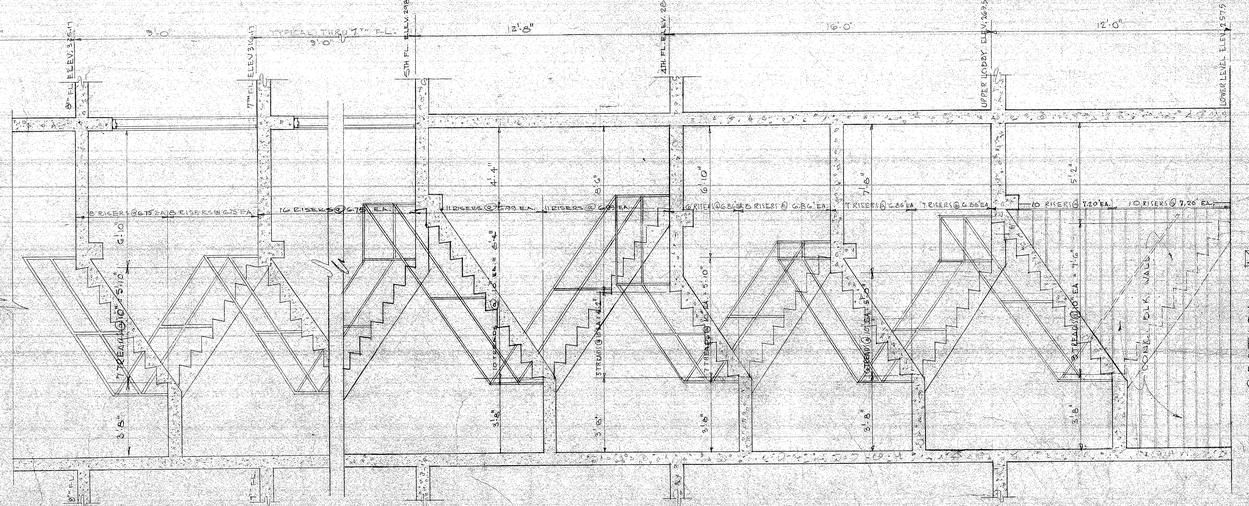

REVISIONS	
9-22-65	REVISE DETAILS OF STAIR # 5
9-22-65	REVISE DETAILS OF ELEVATOR # 11 AND ADD ELEVATOR # 12
11-12-65	ADD ONE RISER TO STAIR # 4 & 5

ROBERT LEE HALL & ASSOCIATES
ARCHITECTS
A.I.A.
3355 POPLAR AVE.
MEMPHIS, TENNESSEE

JOHN W. BURROUGHS
FRANK G. RICE
BEN R. WALLER, JR.

DRAWN BY: C.D.N.
CHECKED BY: R.L.H.
DATE: 9-22-65

100 NORTH MAIN BUILDING
MEMPHIS TENN.

DET. OF STAIRS # 3, 4, 5 & ELEV. # 11 & 12

CONTR. NO. 615
SHEET 24 OF

DETAILS OF ELEVATORS #1 THRU 10

LOBBY

NOTE: WALL THICKNESSES VARY FROM FL. TO FL.

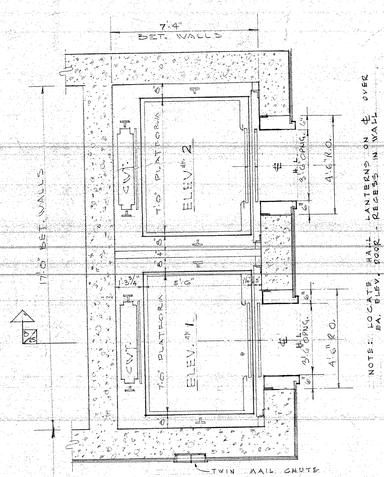

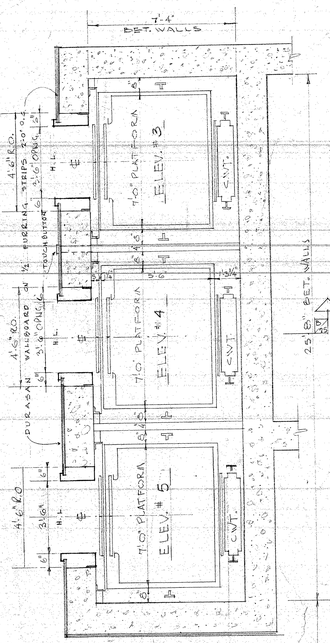

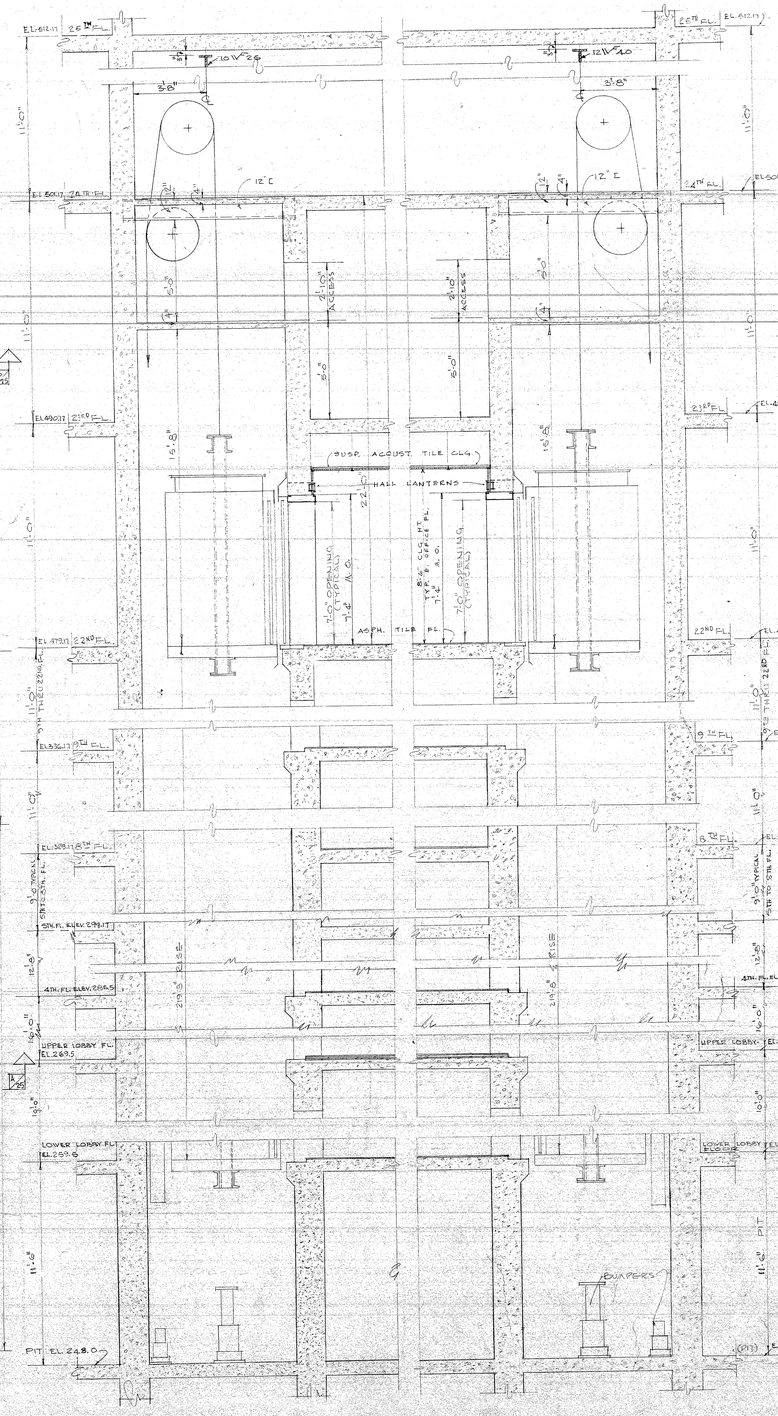

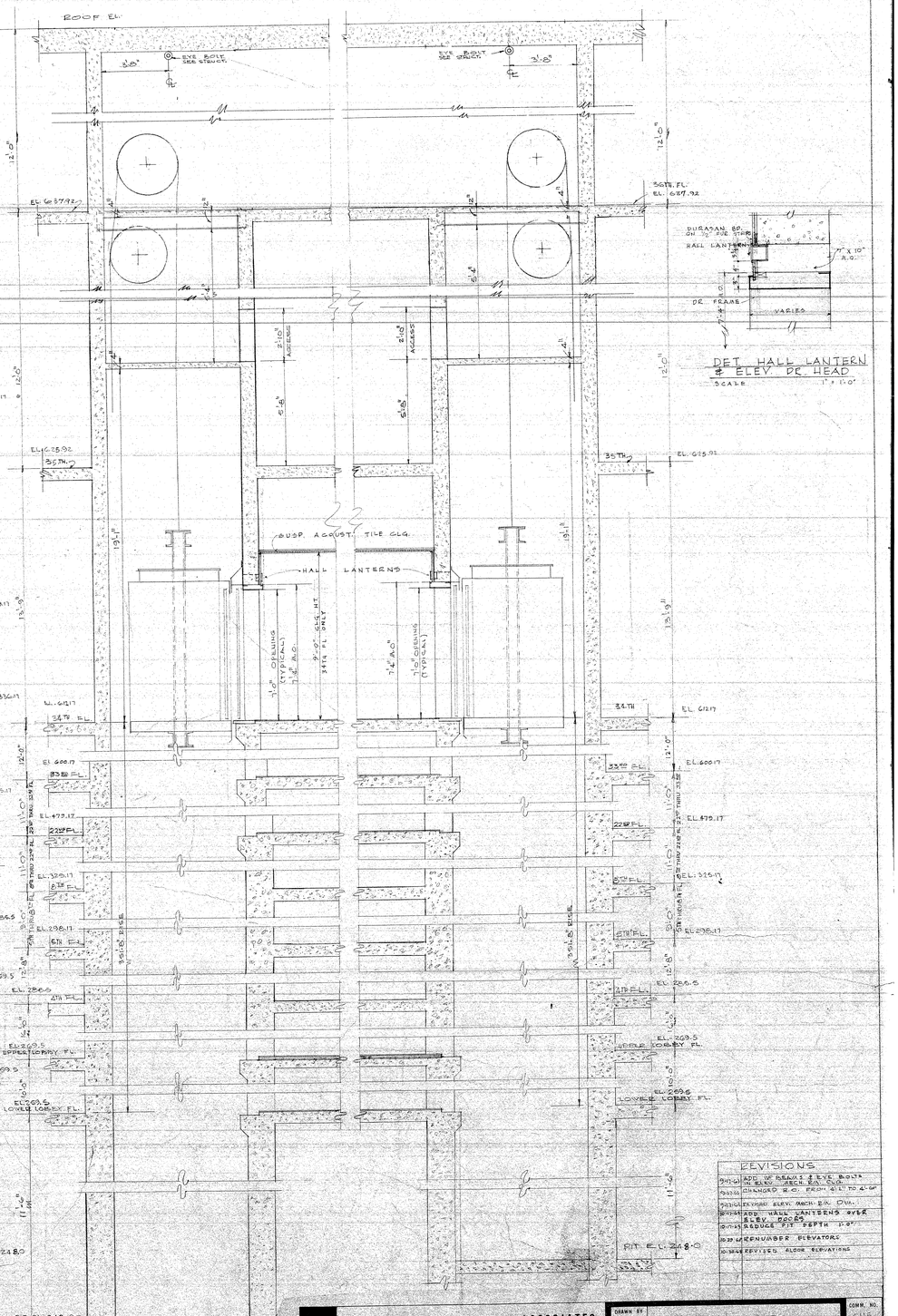

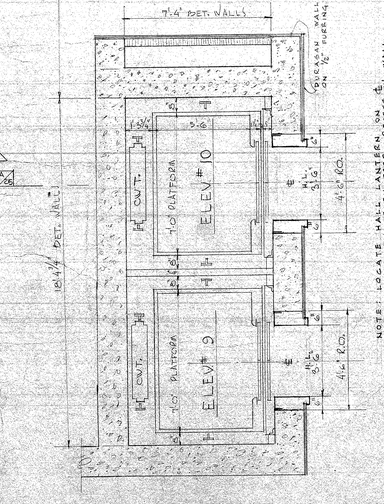

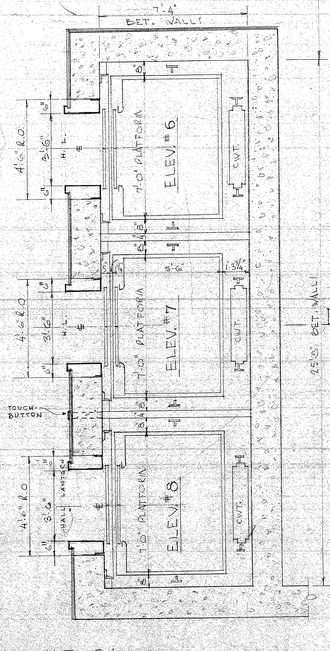

TYPICAL PLAN OF ELEVATORS
SCALE 3/8" = 1'-0"

SECTION THRU HOISTWAYS
SCALE 3/8" = 1'-0"

SECTION THRU HOISTWAYS
SCALE 1/8" = 1'-0"

REVISIONS	
9-11-61	ADD I" BEAMS & EYE BOLTS IN ELEV. MACH. RM. OVR.
9-13-61	CHANGE C.O. FROM 4'-11" TO 4'-6"
9-13-61	EXTEND ELEV. MACH. RM. OVR.
9-11-61	ADD HALL LANTERNS OVER ELEV. DOORS
10-11-61	REDUCE PIT DEPTH 1'-0"
10-23-61	RENUMBER ELEVATORS
9-30-63	REVISED FLOOR ELEVATIONS

ROBERT LEE HALL & ASSOCIATES
ARCHITECTS
AIA
3355 POPLAR AVE.
MEMPHIS, TENNESSEE
JOHN W. BURROUGHS
FRANK G. RICE
BEN R. WALLER, JR.

DRAWN BY CDA
CHECKED BY RLH
DATE 9-11-63

100 NORTH MAIN BUILDING
MEMPHIS TENN.

COMM. NO. 6115
SHEET 25 OF

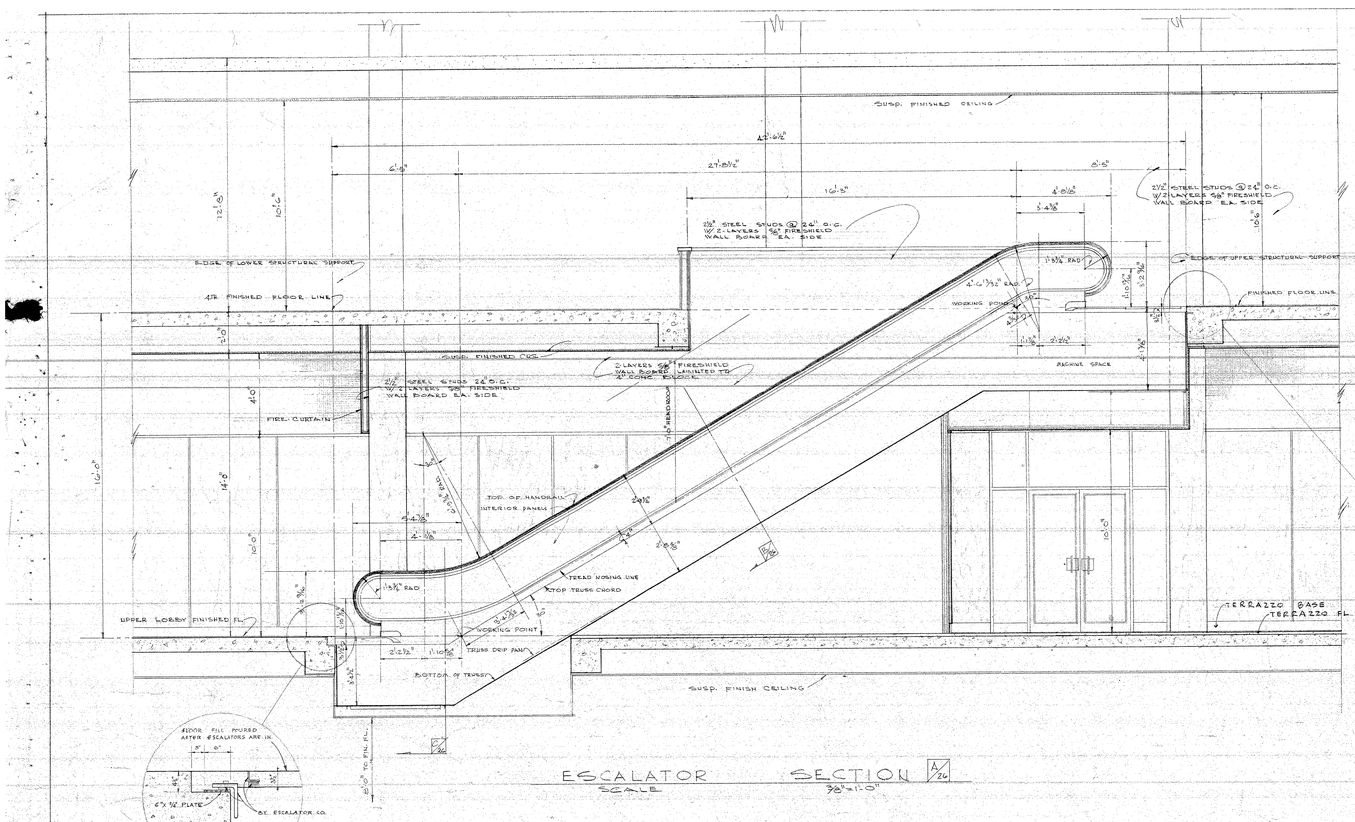

ESCALATOR SECTION A/26
SCALE 3/8"=1'-0"

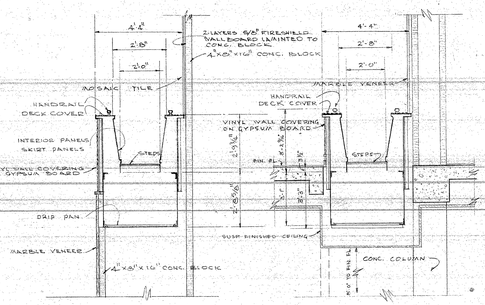

SECTION B/26
SCALE 3/8"=1'-0"

SECTION C/26
SCALE 3/8"=1'-0"

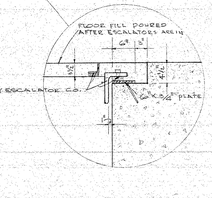

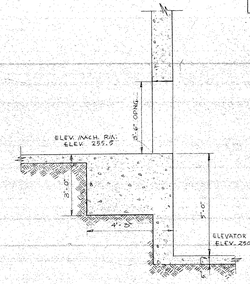

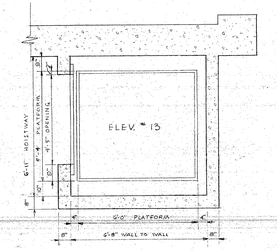

TYP. PLAN OF ELEV. HOISTWAY
SCALE 3/8" = 1'-0"

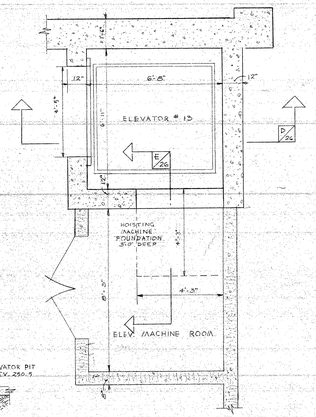

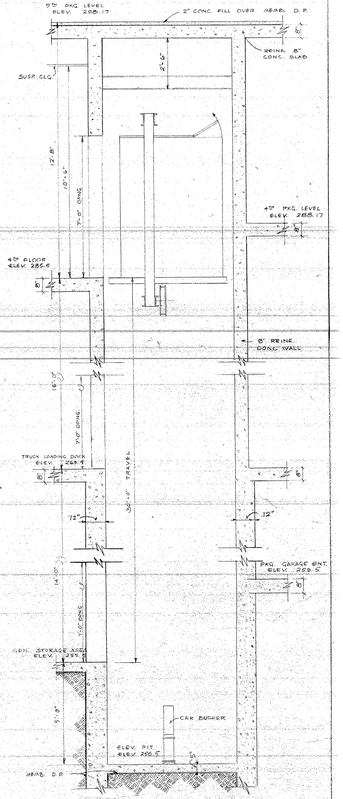

SECTION E/26
SCALE 3/8"=1'-0"

PLAN OF HOISTWAY & MACHINE ROOM
SCALE 3/8" = 1'-0"

SECTION D/26
SCALE 3/8"=1'-0"

DETAILS OF ELEVATOR # 13

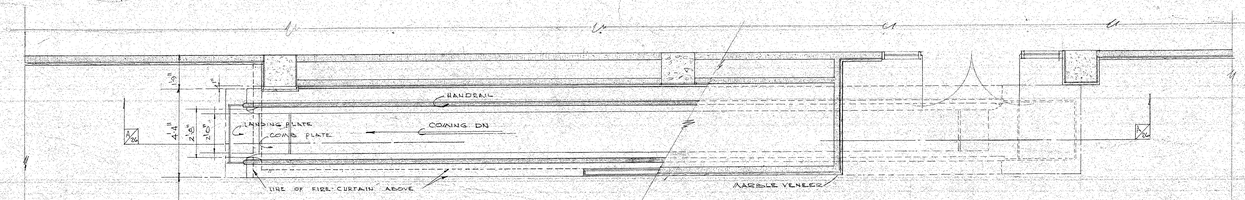

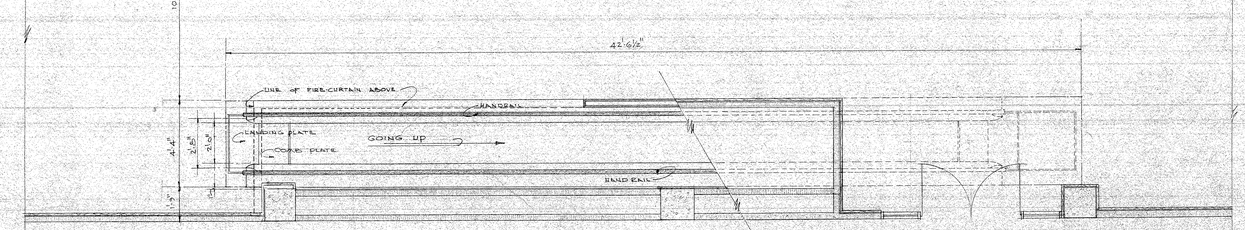

ESCALATOR PLAN AT UPPER LOBBY FLOOR
SCALE 3/8"=1'-0"

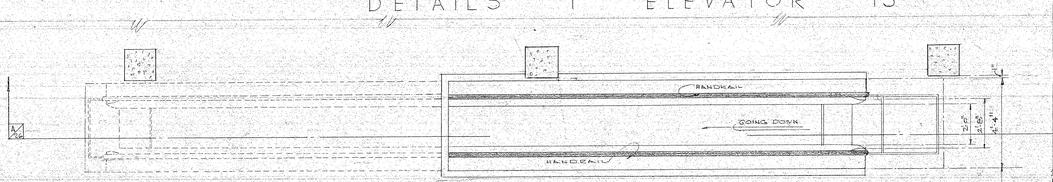

ESCALATOR LOBBY



ESCALATOR PLAN AT 4TH FLOOR
SCALE 3/8"=1'-0"

REVISION	
10-6-65	ADD DETAILS OF ELEVATOR # 13

ROBERT LEE HALL & ASSOCIATES
A.I.A. ARCHITECTS
3359 POPLAR AVE.
MEMPHIS, TENNESSEE
JOHN W. BURROUGHS
FRANK G. RICE
BEN R. WALLER, JR.

DRAWN BY W.H.B.
CHECKED BY B.R.W.
DATE 8-7-63

100 NORTH MAIN BUILDING
MEMPHIS TENN.

ESCALATOR DETAILS

COMM. NO. 6115
SHEET 26 OF

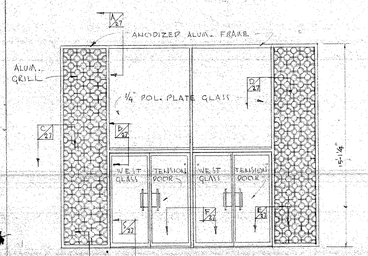

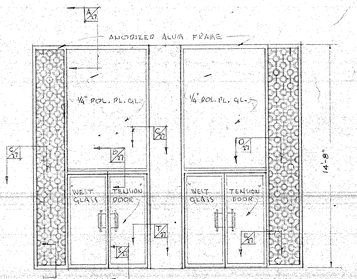

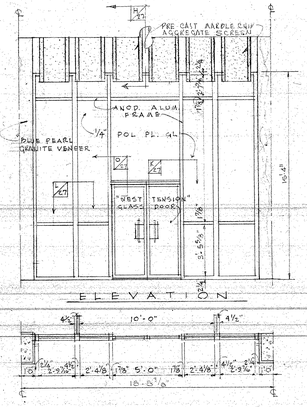

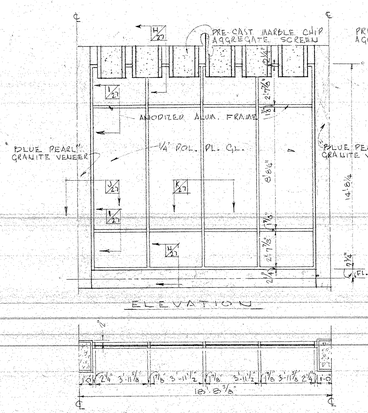

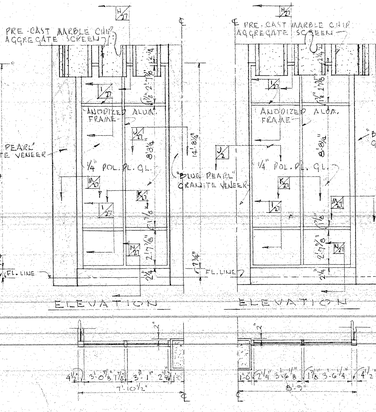

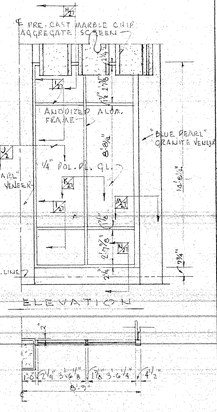

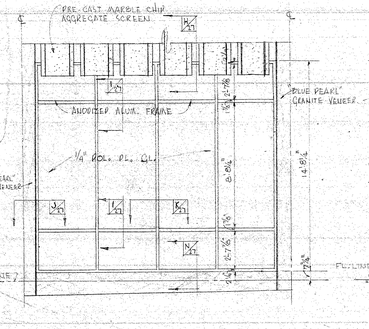

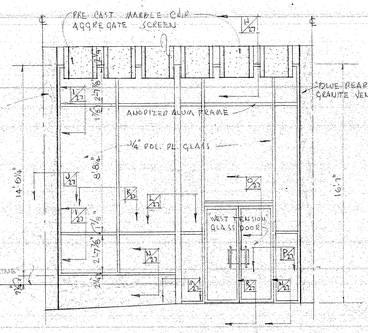

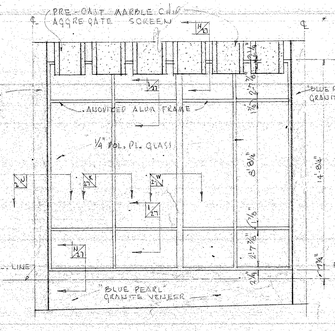

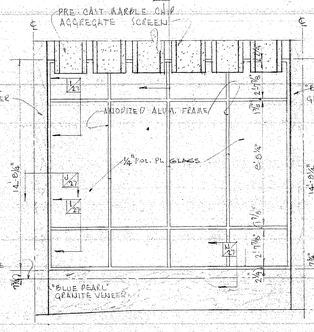

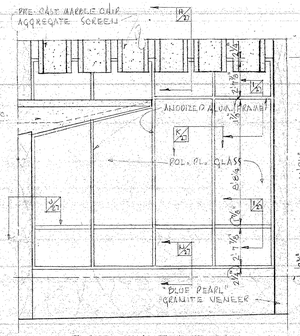

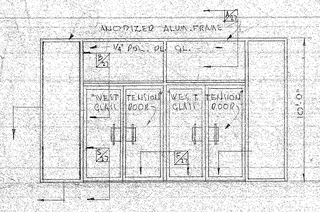

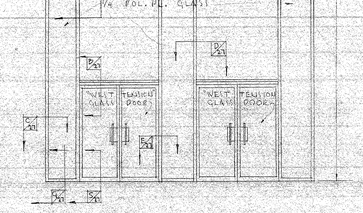

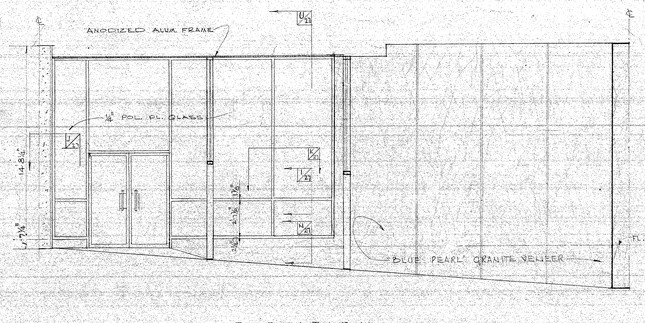

ALUM. & GLASS DETAILS

SCALE 1½" = 1'-0"

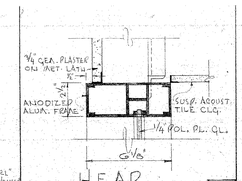

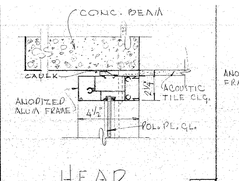

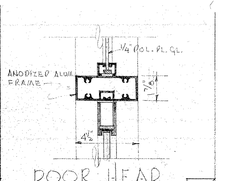

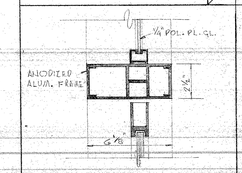

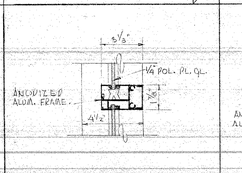

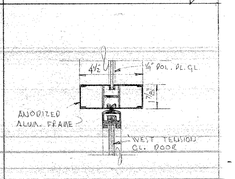

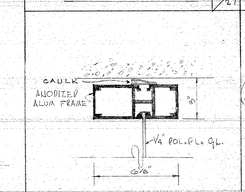

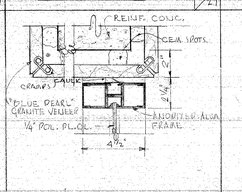

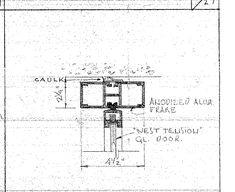

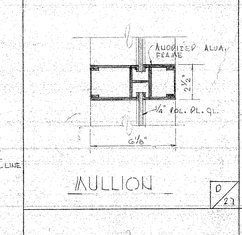

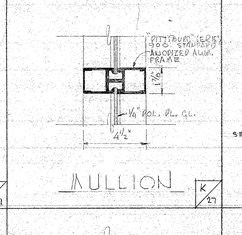

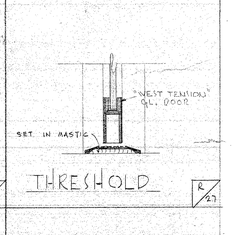

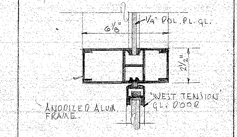

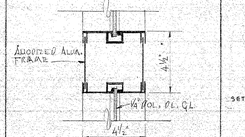

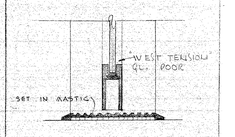

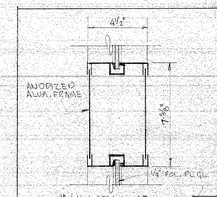

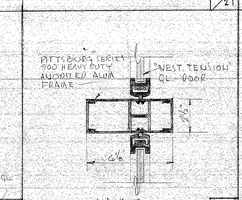

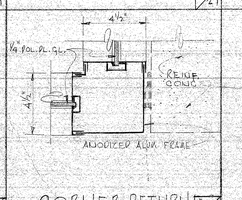

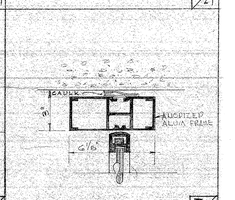

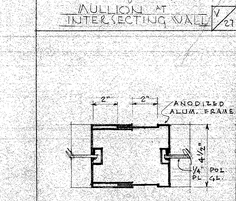

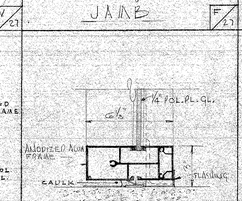

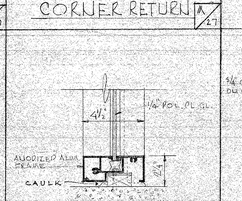

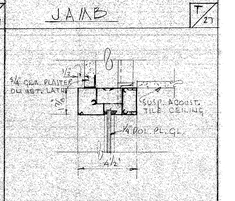

REVISIONS

0-17-63 REVISED ELEV. & PLAN 5-27

ROBERT LEE HALL & ASSOCIATES
ARCHITECTS
AIA
3355 POPLAR AVE.
MEMPHIS, TENNESSEE
JOHN W. BURROUGHS
FRANK G. RICE
BEN R. WALLER, JR.

DRAWN BY C.B.M.
CHECKED BY R.R.V.
DATE 9-17-63

100 NORTH MAIN BUILDING
MEMPHIS TENN.
ALUM & GLASS DETAILS

COMM. NO. 6115
SHEET 27 OF

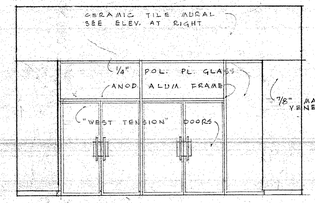

ELEV. WEST ENTRANCE TO MAIN LOBBY

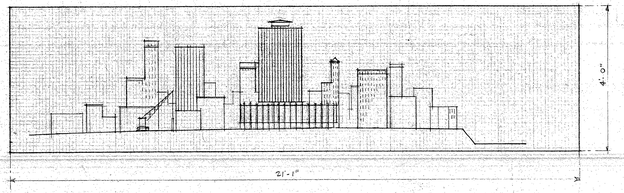

ELEVATION CERAMIC TILE MURAL
SCALE 3/8"=1'-0"

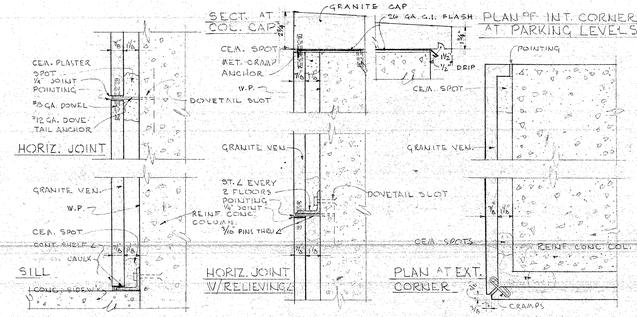

DETAILS OF GRANITE VENEER ON COLUMNS

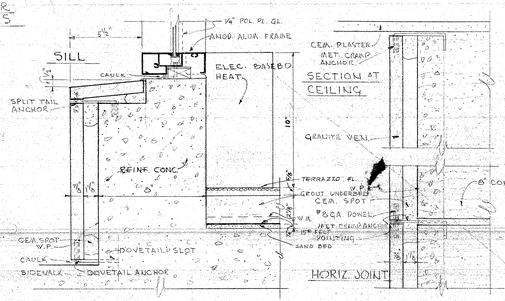

DETAILS OF GRANITE VENEER ON WALLS

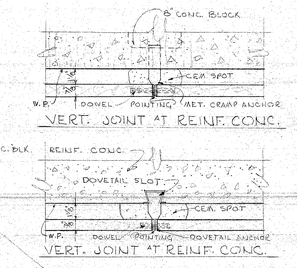

DETAILS OF EXTERIOR GRANITE VENEER
SCALE 3"=1'-0"

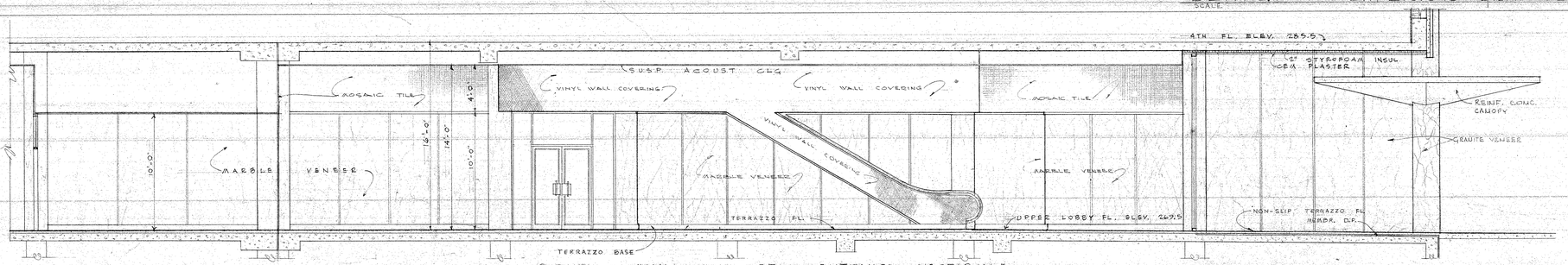

SOUTH WALL - MAIN ST. ENTRANCE VESTIBULE
SCALE 1/4"=1'-0"

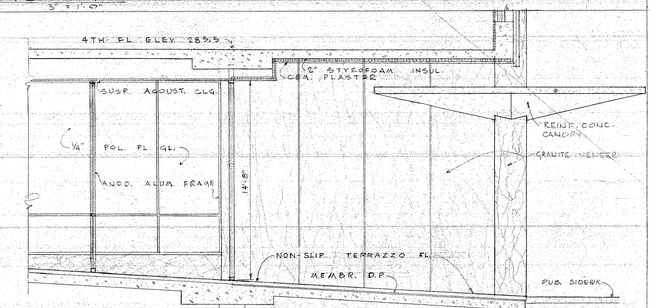

WEST WALL ADAMS AVE. ENTRANCE VESTIBULE
SCALE 1/4"=1'-0"

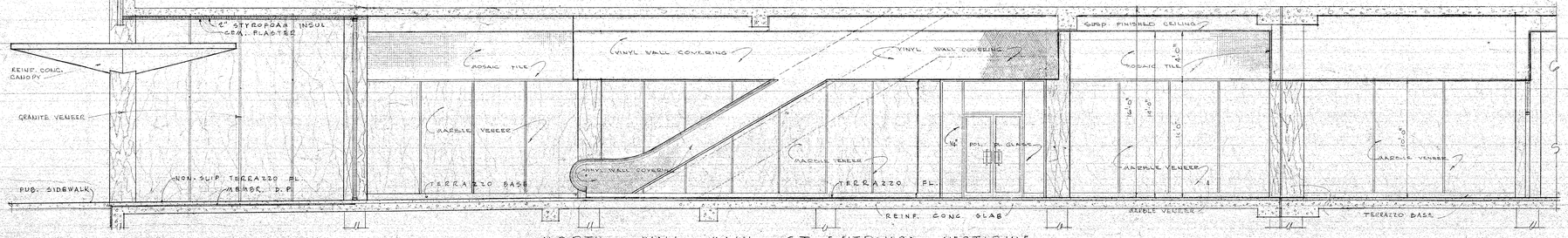

NORTH WALL - MAIN ST. ENTRANCE VESTIBULE
SCALE 1/4"=1'-0"

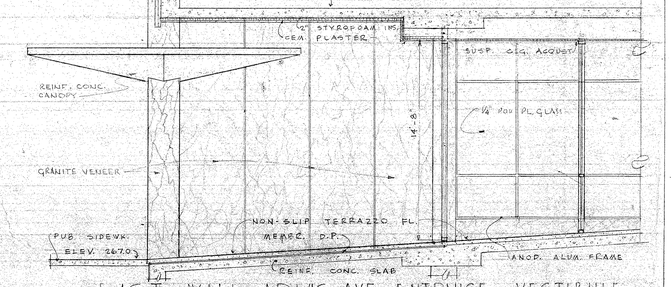

EAST WALL - ADAMS AVE. ENTRANCE VESTIBULE
SCALE 1/4"=1'-0"

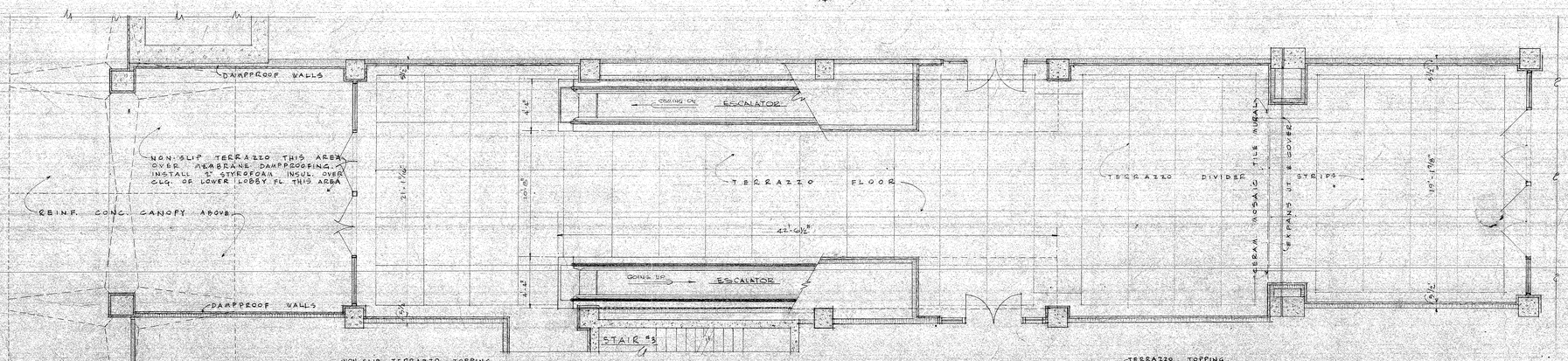

PLAN OF MAIN ST. ENTRANCE VESTIBULE
SCALE 1/4"=1'-0"

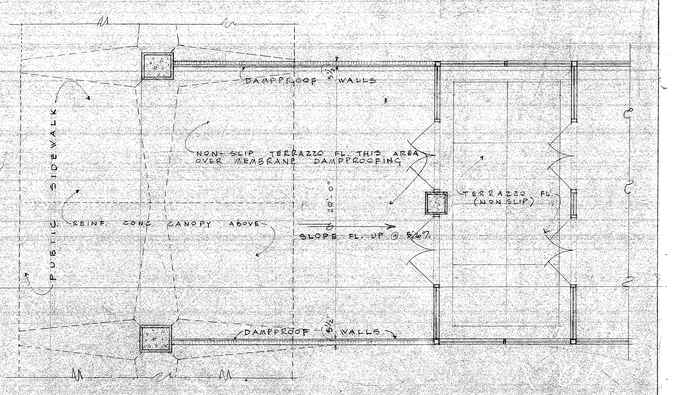

PLAN OF ADAMS AVE. ENTRANCE VESTIBULE
SCALE 1/4"=1'-0"

DET. EXT. TERRAZZO FL.
SCALE 3"=1'-0"

DET. INT. TERRAZZO FL.
SCALE 3"=1'-0"

REVISIONS	
9-22-63	REVISE ADAMS AVE. VESTIBULE ELEVATIONS
9-22-63	ADD TERRAZZO PATTERN TO VESTIBULE PLANS
9-23-63	ADD MEMBRANE D.P. TO SLABS IN OPEN AIR PORTIONS OF ENTRANCES
9-23-63	ADD THERMAL INSUL. ABOVE & BELOW OPEN AIR PORTIONS OF ENTRANCES
9-23-63	ADD DETAILS OF TERRAZZO FL. W/ SAND BED

RH

ROBERT LEE HALL & ASSOCIATES
AIA ARCHITECTS
3355 POPLAR AVE.
MEMPHIS, TENNESSEE
JOHN W. BURROUGHS
FRANK G. RICE
BEN R. WALLER, JR.

DRAWN BY WRA
CHECKED BY BRW
DATE 9-23-63

400 NORTH MAIN BUILDING
MEMPHIS TENN.

DETAILS OF ENTRANCE VESTIBULES

COMM. NO. 2015
SHEET 28 OF

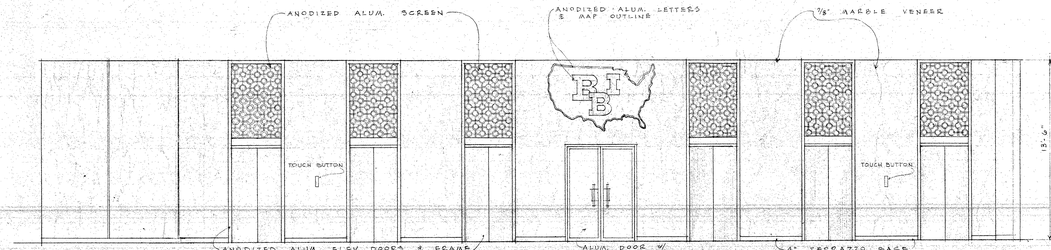

ELEVATION A
SCALE 1/4"=1'-0"

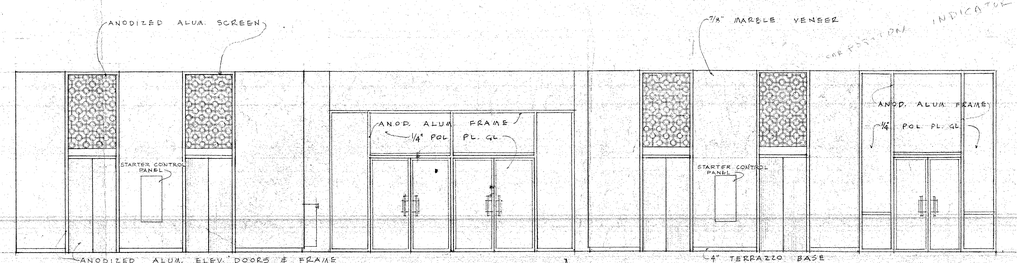

ELEVATION B
SCALE 1/4"=1'-0"

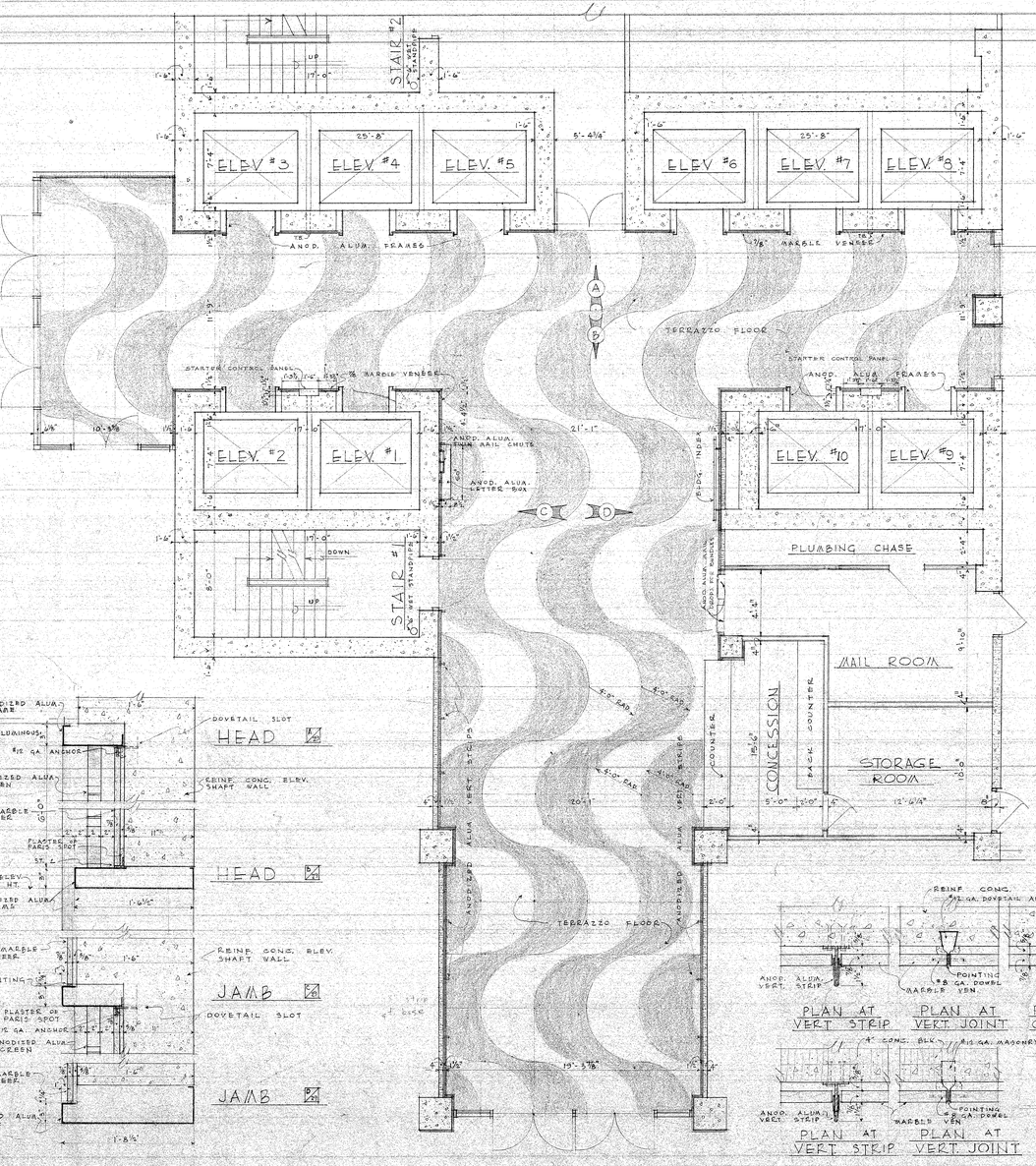

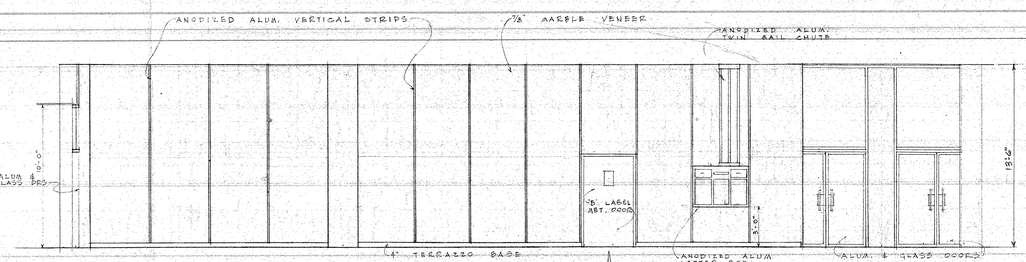

ELEVATION C
SCALE 1/4"=1'-0"

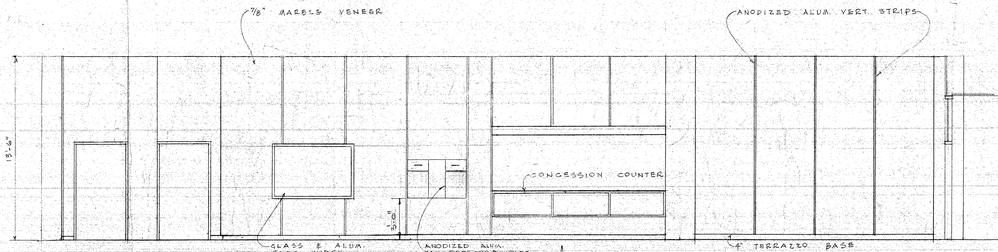

ELEVATION D
SCALE 1/4"=1'-0"

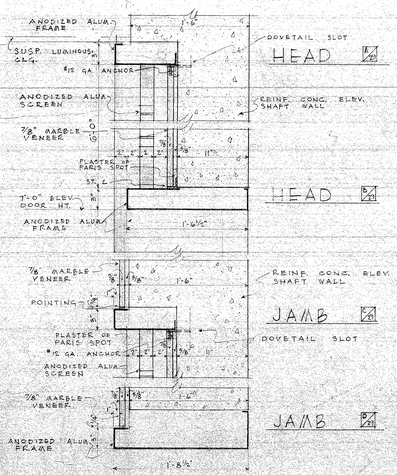

DET. ELEV. DOORWAY
SCALE 1 1/2"=1'-0"

PLAN OF MAIN LOBBY
SCALE 1/4"=1'-0"

MARBLE VENEER DETAILS
SCALE 3"=1'-0"

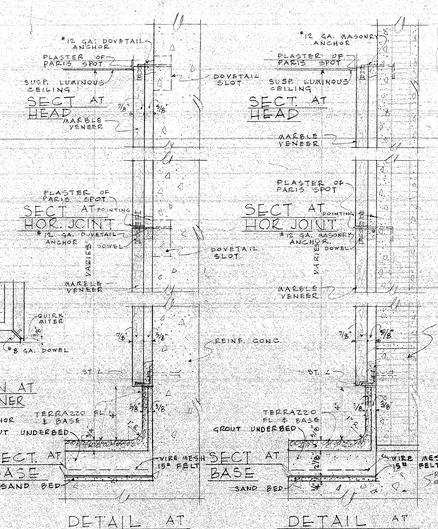

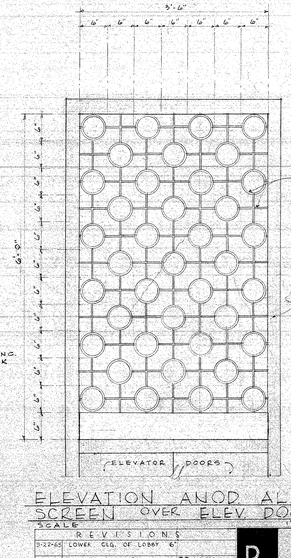

ELEVATION ANOD ALUM. SCREEN OVER ELEV. DOORS
SCALE 1"=1'-0"

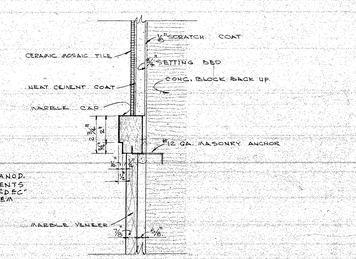

DETAIL OF MARBLE CAP & CERAMIC MOSAIC TILE
SCALE 3"=1'-0"

REVISIONS	
5-22-65	LOWER CLG. OF LOBBY 6"
9-23-65	ADD DETAILS OF TERRAZZO FL. W/ SAND UNDERBED
10-25-65	RENUMBER ELEVATORS

ROBERT LEE HALL & ASSOCIATES
AIA ARCHITECTS
3355 POPLAR AVE.
MEMPHIS, TENNESSEE
JOHN W. BURROUGHS
FRANK G. RICE
BEN R. WALLER, JR.

DRAWN BY B.R.W
CHECKED BY
DATE 9-22-65

100 NORTH MAIN BUILDING
MEMPHIS TENN.
DETAILS OF MAIN LOBBY

COMM. NO. 616
SHEET 29 OF

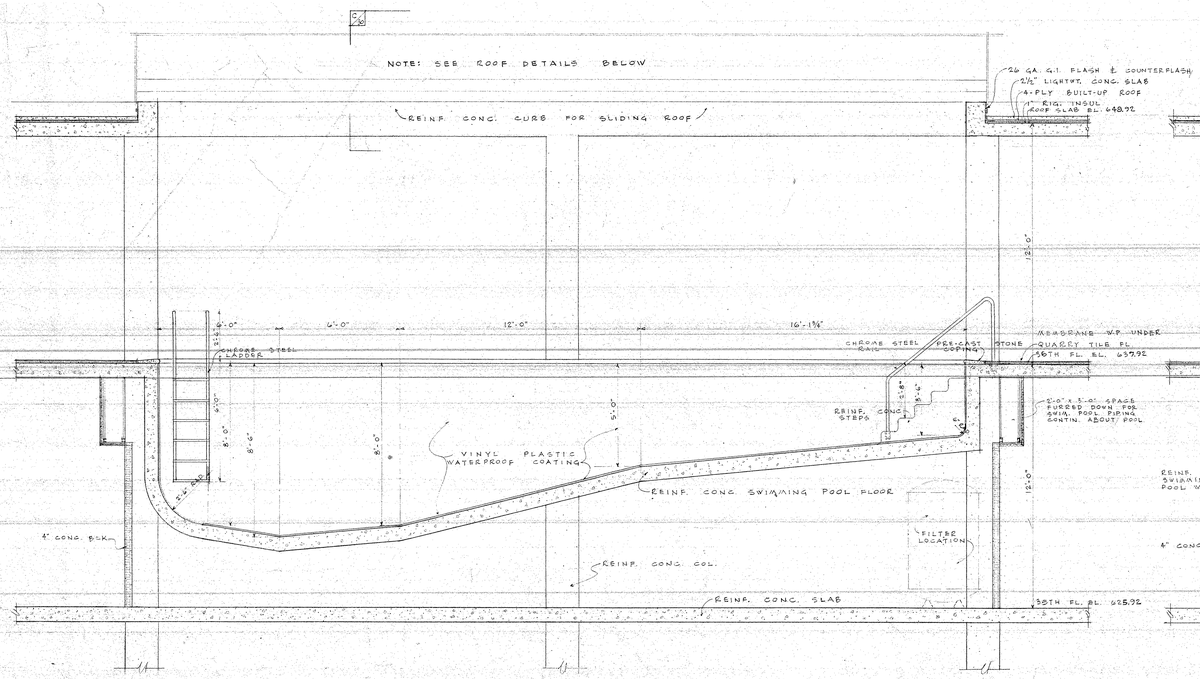

SECTION ⊠ THRU SWIMMING POOL

SCALE 3/8" = 1'-0"

SECTION ⊡

SCALE 3/8" = 1'-0"

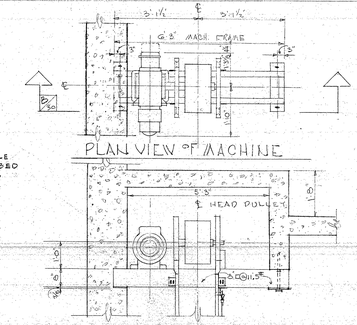

DET. POOL COPING

SCALE 1½" = 1'-0"

SECTION ⊡

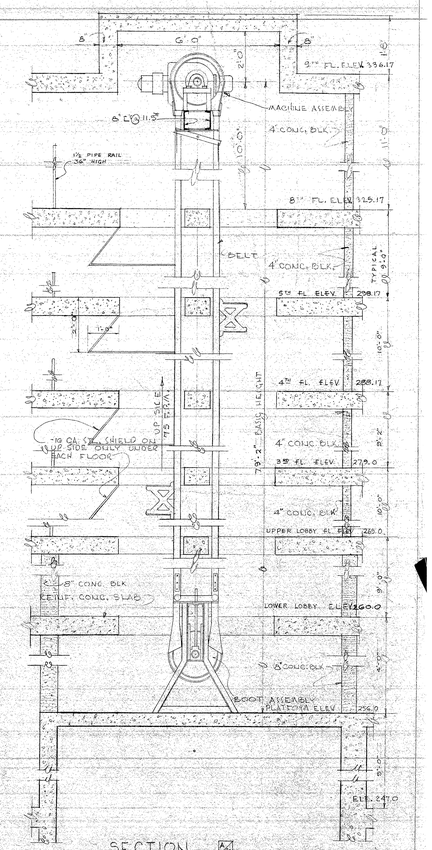
9'-0"
9'-0"
9'-0"

DETAIL
SCALE 3" = 1'-0"

DETAIL of ROOF SCUTTLE
SCALE 3/4" = 1'-0"

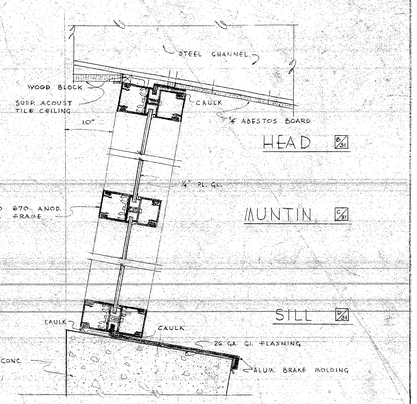

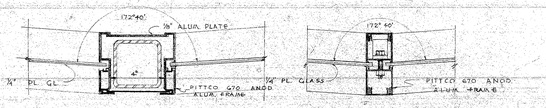

MULLION AT ST. COLUMN TYPICAL MULLION
SCALE 3" = 1'-0" SCALE 3" = 1'-0"

ALUM. FRAMING DETAILS
SCALE 3" = 1'-0"

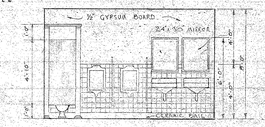

ELEVATION of MEN'S TOILET

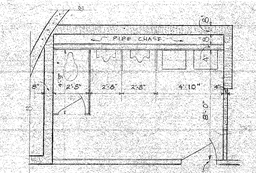

PLAN of MEN'S TOILET

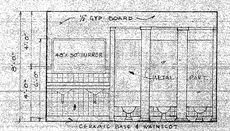

ELEVATION of WOMEN'S TOILET

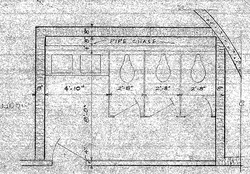

PLAN of WOMEN'S TOILET

DETAILS of TOILETS on 37th FL.
SCALE 1/4" = 1'-0"

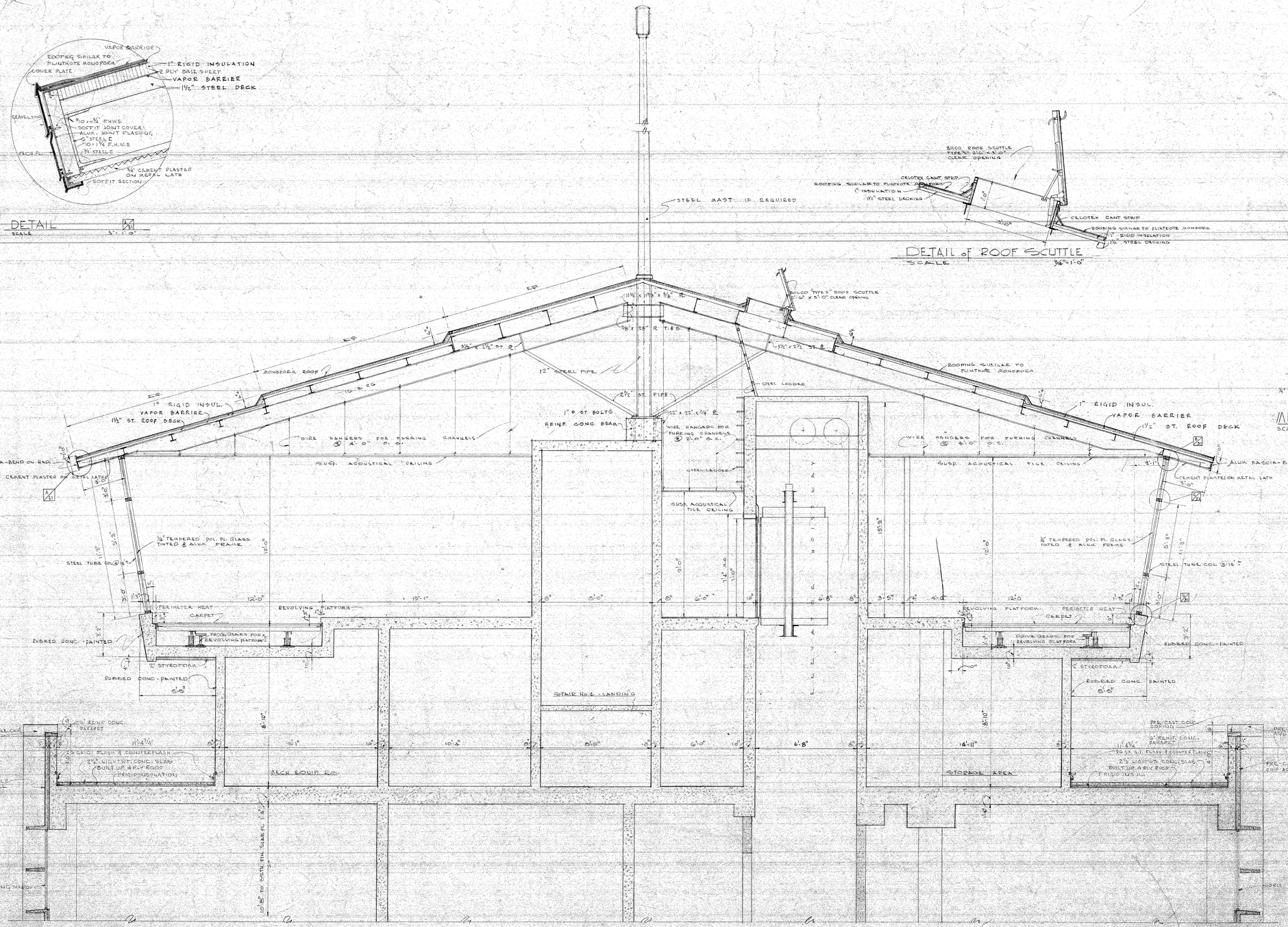

SECTION Thru REVOLVING COCKTAIL LOUNGE
SCALE 3/8" = 1'-0"

REVISIONS	
5-27-65	LOWER FLOOR TO FLOOR HEIGHT 11'-9" BETWEEN 37TH & 38TH FL. (COCKTAIL LOUNGE FL.
9-27-65	REVISE DETAILS OF 37TH FL. TOILETS.
10-7-65	REVISE SUPPORT FOR ST. MAST
11-12-65	REVISE REVOLVING PLATFORM
11-17-65	ADD. ALUM. FRAMING DETAILS

ROBERT LEE HALL & ASSOCIATES
AIA ARCHITECTS
3559 POPLAR AVE.
MEMPHIS, TENNESSEE
JOHN W. BURROUGHS
FRANK G. RICE
BEN R. WALLER, JR.

DRAWN BY W.W.B.
CHECKED BY B.R.W.
DATE 10-7-65

1200 NORTH MAIN BUILDING
MEMPHIS TENN.

DRWG. NO. 1215
SHEET 31 OF

FOUNDATION & BASEMENT PLAN

SCALE 1/8"=1'-0"

NORTH

5" CONCRETE SLAB EL. 247.5'
REINFORCE W.W.F. 6/6 WIRE MESH

NOTES:
☑ DENOTES TEST PILE (DRIVEN 0')

SECTION 1/21
SCALE 1/2"=1'-0"

NOTE: DO NOT DRIVE PILE IN THIS ☑ PILE

SECTION 2/21
SCALE 1/2"=1'-0"

RAMP EL VARIES

EL 247.5

REV. 10-28-63 SHEET 2/21 (RAMP AREA)
OCT 21-1963

ELLERS & REAVES
STRUCTURAL ENGINEERS
MEMPHIS, TENN.

ROBERT LEE HALL & ASSOCIATES	100 NORTH MAIN BUILDING
AIA ARCHITECTS	MEMPHIS TENN.
3355 POPLAR AVE. MEMPHIS, TENNESSEE	JOHN W. BURROUGHS, FRANK G. RICE, BEN R. WALLER, JR.
DRAWN BY REP	COMM. NO. 6116
CHECKED BY THF	SHEET S
DATE 7-23-63	FOUNDATION & BASEMENT PLAN

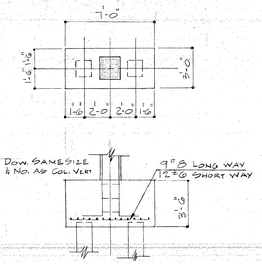

2 PILE CAP

P2

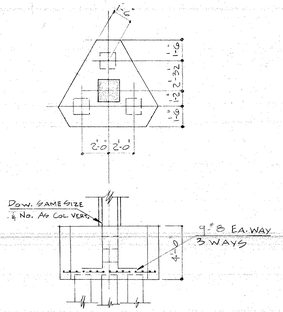

3 PILE CAP

P3

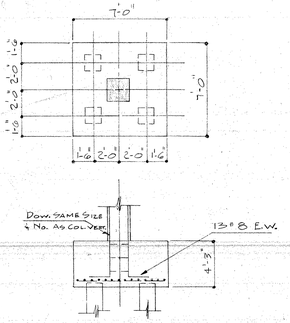

4 PILE CAP

P4

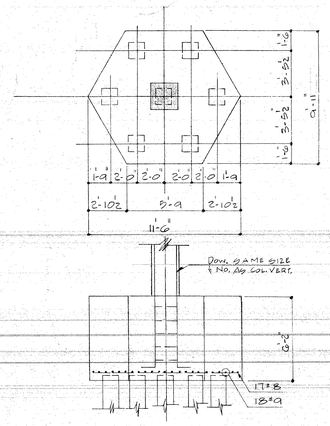

7 PILE CAP

P7

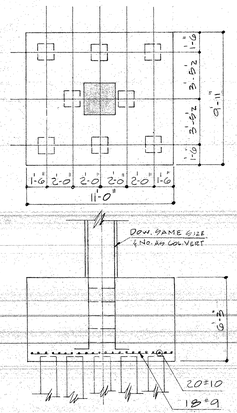

8 PILE CAP

P8

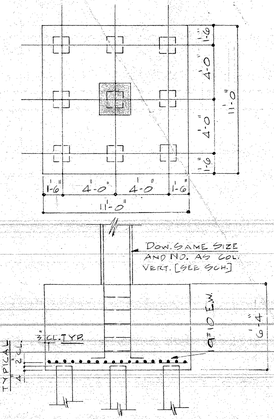

9 PILE CAP

P9

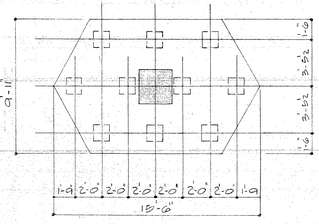

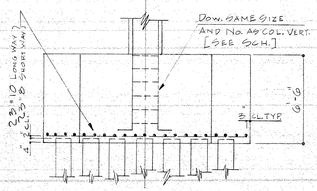

10 PILE CAP

P10

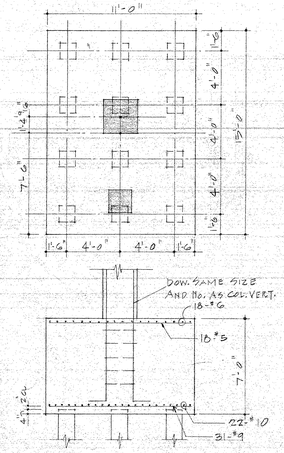

12 PILE CAP

P-12

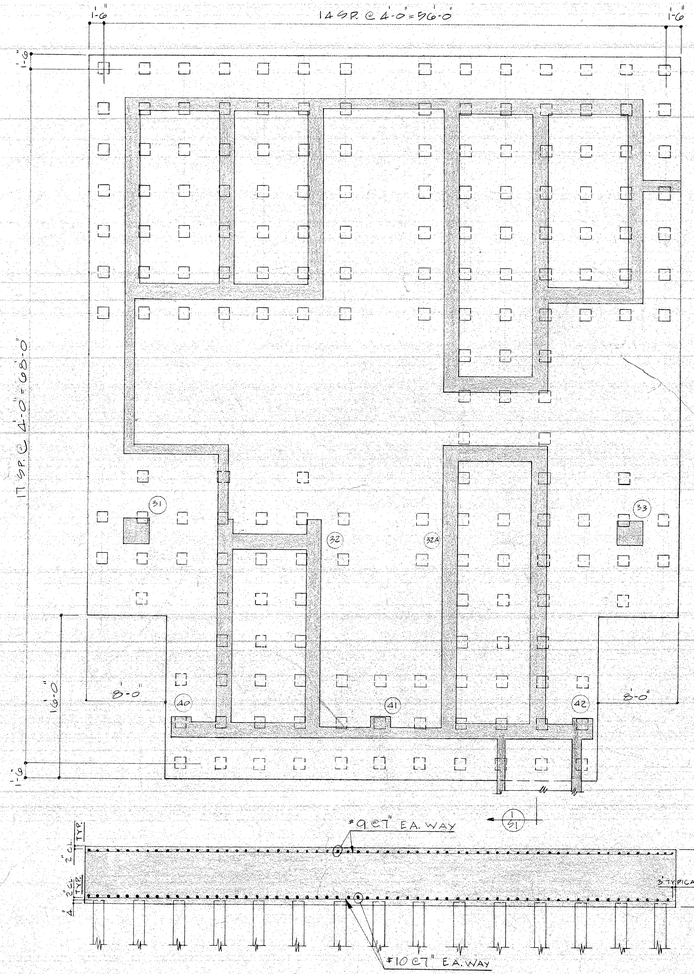

P187

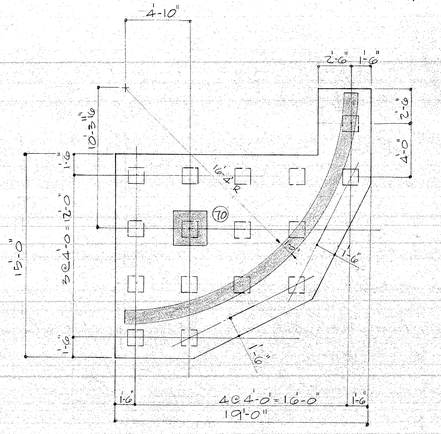

P10A

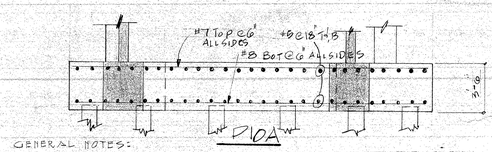

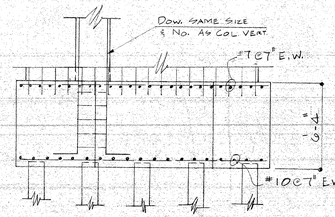

16 PILE CAP

P-16

GENERAL NOTES:

1. BASED ON SUBSOIL ANALYSIS BY ELLIS ENGR. CO. BUILDING SHALL BE SUPPORTED ON 14" PRECAST CONC. PILES OF 140 TONS CAPACITY WITH APPROX. TIP ELEV. OF 210.0'.
2. CONC. SHALL BE OF FOLLOWING TYPES & 28 DAY COMPRESSIVE STRENGTHS:
   - PRECAST PILES - SAND & GRAVEL AGG. - 5000 PSI.
   - WALLS " " LT. WT (110 PCF) AGG. 4000 PSI.
   - PILE CAPS " " 3000 PSI.
   - COLUMNS " " 4000 PSI.
   - SLAB ON GRADE " " 3000 PSI.
   - ALL OTHER STRUCT. CONC. " " 3000 PSI.
3. REINFORCING STEEL SHALL BE INTERMEDIATE GRADE CONFORMING TO ASTM SPECS A15 & A305 EXCEPT IN PILES & COLUMNS #11 VERTS & SMALLER SHALL BE HARD GRADE (50,000 PSI YIELD STR) BARS LARGER THAN #11 SHALL CONFORM TO ASTM A432 (60,000 PSI YIELD STRENGTH)
4. CONTINUOUS REINF. BARS SHALL BE LAPPED 30 DIA. UNLESS OTHERWISE NOTED.
5. PROVIDE 2" CBARS EA SIDE OF OPGS. IN SLABS & WALLS - EXTEND 3'-0" BEYOND OPGS.
6. STRUCTURAL STEEL SHALL CONFORM TO ASTM SPEC. A7.
7. IN ACCORD WITH THE MEMPHIS BUILDING CODE, THE FOLLOWING LIVE LOADS HAVE BEEN USED:
   - OFFICE & COMM. AREA ON GROUND FL. 100 PSF.
   - TRUCK LOADING AREA 200 PSF.
   - TYPICAL FLOOR LOAD 70 PSF.
   - RAMPS 70 PSF.
   - PARTITION LOAD 10 PSF.
   - ROOF 25 PSF.
   - SIDEWALK 300 PSF.
8. WIND LOAD IS ASSUMED TO VARY FROM 20 PSF AT GROUND LEVEL TO 30 PSF AT TOP OF TOWER. STRUCTURAL FRAME OF MAIN BLDG. IS DESIGNED TO SHARE LATERAL LOADS WITH ELEVATOR-STAIR SHAFTS.
9. REINFORCED CONC. IS DESIGNED ACCORDING TO 1956 ACI BLDG. CODE.
10. STRUCTURAL STEEL IS DESIGNED ACCORDING TO 1947 AISC SPEC.
11. SLABS ON GRADE SHALL BE POURED IN A CHECKERBOARD PATTERN WITH A MAXIMUM OF 25'-0 BETWEEN JOINTS.
12. FILL FOR FLOOR SLABS SHALL BE MECHANICALLY COMPACTED TO 95% OPTIMUM DENSITY.
13. ELEVATIONS SHOWN ON FOUNDATION PLAN ARE TOPS OF PILE CAPS OR FOOTINGS.

SECT 1/61 10-8-63
3-10-64

ELLERS & REAVES
STRUCTURAL ENGINEERS
MEMPHIS, TENN.

ROBERT LEE HALL & ASSOCIATES
ARCHITECTS
AIA
3355 POPLAR AVE.
MEMPHIS, TENNESSEE
JOHN W. BURROUGHS
FRANK G. RICE
BEN R. WALLER, JR.

DRAWN BY: RPP, NB
CHECKED BY: PHP
DATE: 7-15-63

100 NORTH MAIN BUILDING
MEMPHIS TENN.
PILE CAP DETAILS

COMM. NO. 6115
SHEET S2 OF

5" CONC. SLAB ON FILL
FIN. EL. 253.0'
REINF. WITH 6x6-6/6 W.W.M.

5" CONC. SLAB ON FILL - EL. 257.5'
REINF. WITH 6x6-6/6 W.W.M.

5" CONC. SLAB ON FILL - EL. 259.5
REINF. WITH 6x6-6/6 W.W.M.

8" CONC. SLAB

8" CONC. SLAB

8" CONC. SLAB

8" CONC. SLAB

8" CONC. SLAB

STAIR NO. 1

STAIR NO. 2

EL. 268.0

TYP. THRU ALL RAMP BMS

TYP. THRU THIS BMS

OPEN

LOWER LOBBY FRAMING PLAN

SCALE 1/8" = 1'-0"

NORTH

10-28-63 RAMP GOING DOWN
ELEV. CHG. 42 10-8-63

ELLERS & REAVES
STRUCTURAL ENGINEERS
MEMPHIS, TENN.

ROBERT LEE HALL & ASSOCIATES
ARCHITECTS
A.I.A.
3355 POPLAR AVE.
MEMPHIS, TENNESSEE
JOHN W. BURROUGHS
FRANK G. RICE
BEN R. WALLER, JR.

DRAWN BY	FED
CHECKED BY	PMP
DATE	7-25-63

100 NORTH MAIN BUILDING
MEMPHIS TENN.
LOWER LOBBY FRAMING PLAN

COMM. NO. 6115
SHEET S-3
OF

UPPER LOBBY FRAMING PLAN

SCALE 1/8" = 1'-0"

NORTH

BEAM SCHEDULE							
BM. MARK	WIDTH	DEPTH	REINFORCING FOR ONE BEAM: TRUSSED	STRAIGHT	TIES	SP. EA. END	REMARKS
B-1	12	16	2#7	2#6 BOT, 2#5 TOP	#3	1@4, 4@6 @12	TOP BARS CONT
B-2	18	20	3#9	3#10 BOT, 2#6 TOP	#3	6@4, 6@6, 4@8 @12	TOP BARS CONT.
B-3	20	22	2#11	3#10 BOT, 2#7 TOP	#4	6@4, 6@6, 6@8 @12	TOP STEEL #11 2 LAYERS 2ND LAYER #11x12'-0"
B-4	20	22		4#11 BOT 4#11 TOP	#4	4@4, 6@6, 4@8 @12	
B-5	20	22		4#11 BOT 3#6 TOP	#4	4@4, 6@6, 4@8 @12	2#11 TOP FROM B4-6 LAP@CTR SPAN #10x12'-0 @ COL. 105
B-6	20	22		4#11 BOT 3#11 TOP	#4	8@4, 6@6, 4@8 @10"	TOP STEEL 2 LAYER 2ND LAYER 1#11x9'-0 @ COL. 106
B-7	18	20	3#10	3#10 BOT 2#10 TOP	#4	6@4, 6@6 @12"	TOP BARS CONT.
B-8	18	20	3#10	3#10 BOT 2#10 TOP	#4	6@4, 6@6 @12"	Do
B-9	8	16		3#6 BOT 2#6 TOP	#3	5@6 @12"	Do
B-10	20	22		4#11 BOT 3#11 TOP	TIES	SAME AS B5	2#11 TOP LAYER CONT. TR COL. 112, 1#11 @ 110
B-11	20	22		FROM B10 BOT 3#10 TOP 1#11 TOP	TIES	SAME AS B5	3#10 @ COL. 111 (x12'-0) 1#11 @ COL. 112 (x12'-0)

EILERS & REAVES
STRUCTURAL ENGINEERS
MEMPHIS, TENN.

ADDED ELEV. @ COL. #42, OPNG @ COL. #39 10-9-63
REVISED FLOOR SLAB & ADDED BMS @ NEW STAIR 9-26-63

ROBERT LEE HALL & ASSOCIATES
A.I.A. ARCHITECTS
3355 POPLAR AVE.
MEMPHIS, TENNESSEE

JOHN W. BURROUGHS
FRANK G. RICE
BEN R. WALLER, JR.

DRAWN BY	HED KB
CHECKED BY	PHF
DATE	7-23-63

100 NORTH MAIN BUILDING
MEMPHIS TENN.

UPPER LOBBY FRAMING PLAN

COMM. NO. 6115
SHEET S-4
OF

322'-0"

8" CONC. SLAB
SEE S-6 FOR REINF.

8" CONC. SLAB
SEE S-8 FOR REINF

10" CONC. SLAB
ELEV. 279.0
#9 @ 4½ ALT. TRUS
BOTH WAYS
#4 @ 8 TEMP.

10" CONC. SLAB
+9 @ 4½ ALT. TRUS
BOTH WAYS
EL. 279.0

8" CONC. SLAB
+18" BEAM

STAIR NO. 1

STAIR NO. 2

OPEN

OPEN

DN

TYP.

EL. 278.5

EL. 279.0

EL. 279.5

EL. 278.0

4TH FLOOR FRAMING PLAN
SCALE 1/8" = 1'-0"

NORTH

BEAM SCHEDULE								
			REINFORCING FOR ONE BEAM					
BM MK	WIDTH	DEPTH	TRUSSED	BOTT	TOP	TIES	SPACING EA. END	REMARKS
B-12	12	20	2#9	2#9	2#6	#3	6@8 @ 12"	TOP BARS CONT.
B-13	18	20	3#10	3#10	2#10	#4	6@4, 6@6" @ 12	TOP BARS CONT.
B-14	20	22	3#9	3#9	2#9	#4	@ 3" ALLWAY	TOP BARS CONT.
B-15	20	22		4#11	1#11	#4	4@4, 6@6, 4@8 @ 12"	TOP BAR @ COL. 105 & COL 111
B-16	20	22		4#11 CONT FROM B15	3#10 2#11 1#11		8@4, 6@6, 4@8 @ 10"	2#11 CONT. 2 SPANS 3#10 @ COL. 106 @ 112 1#11 @ COL. 107 @ 113

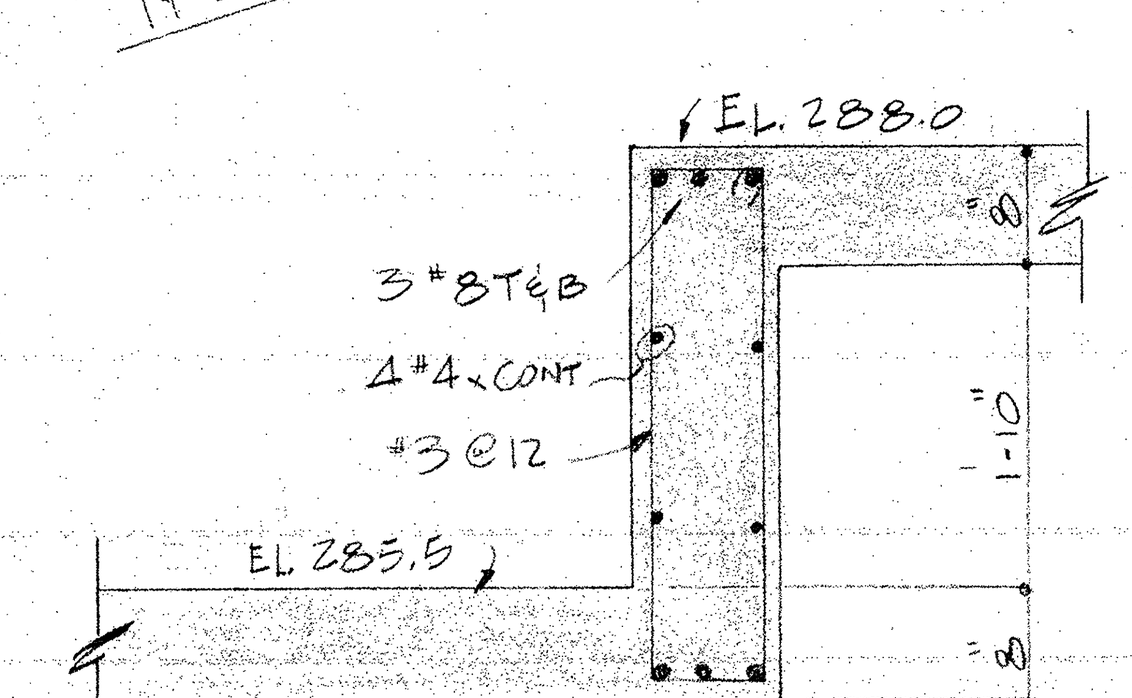

SECTION

EL @ COL. #42 10-9-63
BEAM B-16 & SLAB 9-27-63
11-10-63

ELLERS & REAVES
STRUCTURAL ENGINEERS
MEMPHIS, TENN.

ROBERT LEE HALL & ASSOCIATES
A.I.A. ARCHITECTS
3355 POPLAR AVE.
MEMPHIS, TENNESSEE
JOHN W. BURROUGHS
FRANK G. RICE
BEN R. WALLER, JR.

DRAWN BY HED KB
CHECKED BY PHP
DATE 7-23-63

100 NORTH MAIN BUILDING
MEMPHIS TENN.
4TH FLOOR FRAMING PLAN

COMM. NO.
SHEET S-6
OF

8" CONC. SLAB
(SEE TYP. FLOOR FOR REINF.

STAIR NO. 1

STAIR NO. 2

8" CONC. SLAB
#4 @ 12" c/c TEMP.

8" CONC. SLAB
7TH FLOOR ONLY - SLAB @ BOILER
SCALE 1/8" = 1'-0"

7TH FLOOR ONLY - SLAB @ COOLING TOWER
SCALE 1/8" = 1'-0"

THIS AREA 10" SLAB @ 7TH FL. FOR MECH. ROOM. USE SAME REINF. SHOWN

5TH THRU 7TH FLOOR FRAMING PLAN
SCALE 1/8" = 1'-0"
REINF. NOT SHOWN SAME AS 8TH FLOOR

NORTH

ELEV. @ GR. # 42
NOTE FOR MECH. ROOM

10-9-63
9-27-63
7-10-63

ROBERT LEE HALL & ASSOCIATES
AIA ARCHITECTS
3355 POPLAR AVE.
MEMPHIS, TENNESSEE
JOHN W. BURROUGHS
FRANK G. RICE
BEN R. WALLER, JR.

ELLERS & REAVES
STRUCTURAL ENGINEERS
MEMPHIS, TENN.

DRAWN BY: LEE, LB
CHECKED BY: PHE
DATE: 7-23-63

100 NORTH MAIN BUILDING
MEMPHIS, TENN.

5TH THRU 7TH FL FRAMING PLAN

COMM. NO. 6115
SHEET S-7
OF

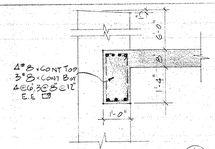

SECTION (1/S8)
SCALE 1/2"=1'-0"

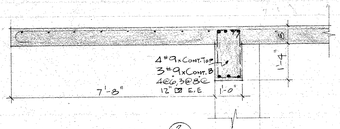

SECTION (2/S8)

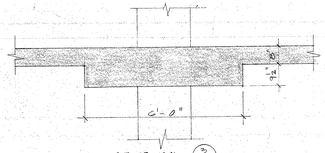

SECTION (3/S8)

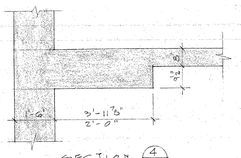

SECTION (4/S8)

322'-0"

D" CONC. SLAB
#4 @ 12" o.c. TEMP.

10" CONC. SLAB
#4 @ 12" o.c. TEMP.

8" CONC. SLAB
#4 @ 12" o.c. TEMP.

5" CONC. SLAB
#4 @ 12" o.c. TEMP.

STAIR NO. 1

STAIR NO. 2

FOR THIS BM SEE S4

NOTE: BEAMS MARKED THUS * EXTEND TO SPANDREL BM.

8TH FLOOR FRAMING PLAN
SCALE 1/8"=1'-0"

NORTH



SLAB OVER STAIR NO. 3
SCALE 1/8"=1'-0"

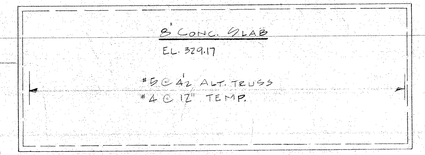

SLAB OVER BOILER ROOM
SCALE 1/8"=1'-0"

ELLERS & REAVES
STRUCTURAL ENGINEERS
MEMPHIS, TENN.

ROBERT LEE HALL & ASSOCIATES
A.I.A. ARCHITECTS
3355 POPLAR AVE.
MEMPHIS, TENNESSEE
JOHN W. BURROUGHS
FRANK G. RICE
BEN R. WALLER, JR.

DRAWN BY: RED, LS
CHECKED BY: PHF
DATE: 7-23-68

100 NORTH MAIN BUILDING
MEMPHIS TENN.
8TH FL FRAMING PLAN

COMM. NO. 6115
SHEET S-8
OF

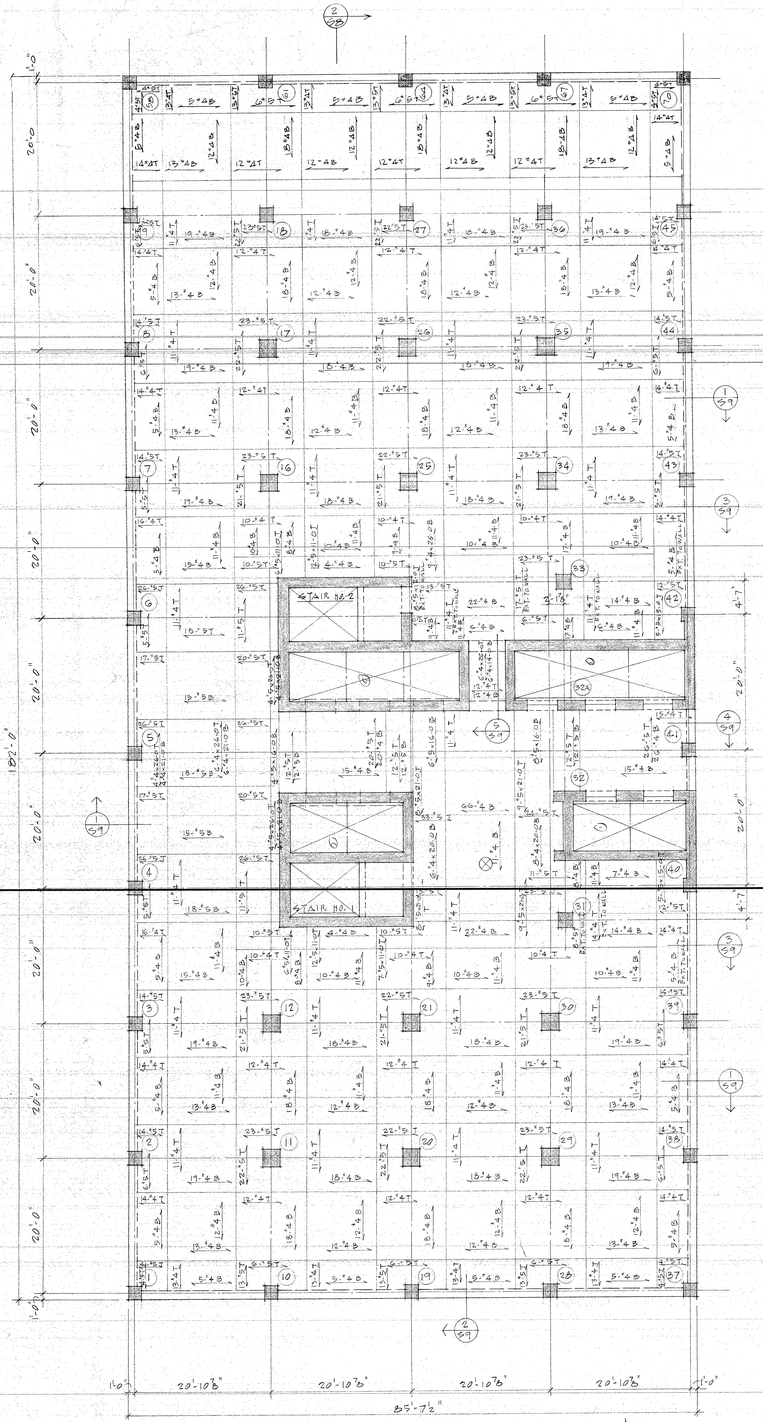

9TH THRU 23RD FLOOR FRAMING PLAN

SCALE ⅛"=1'-0"

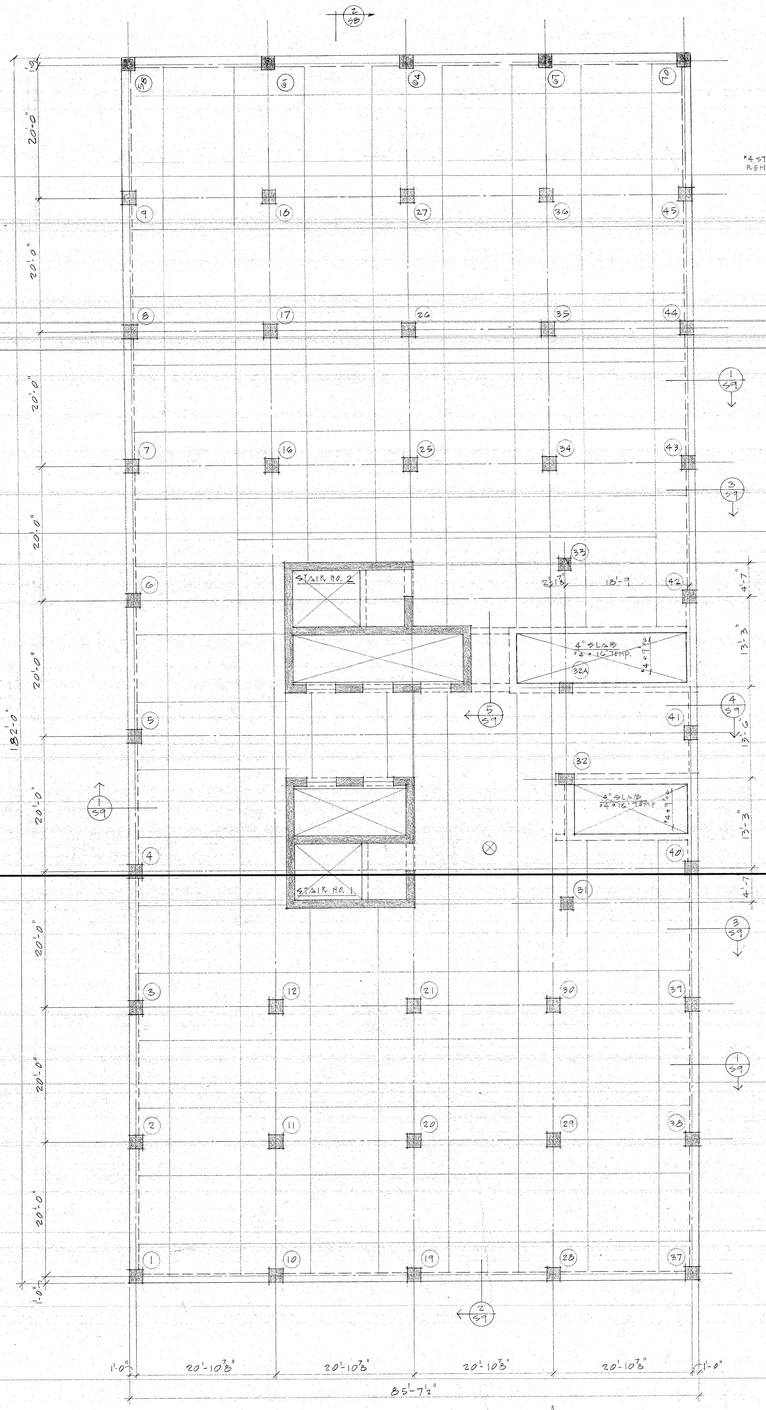

24RD FLOOR FRAMING PLAN

SCALE ⅛"=1'-0"

REINF. NOT SHOWN SAME AS 9TH THRU 23RD FLOOR.

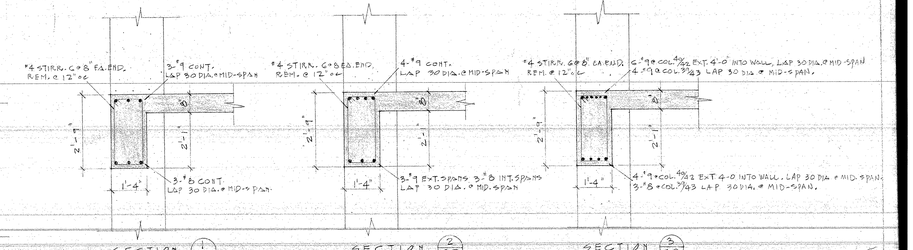

SECTION 1/2/3 (1/2/3 of 2/S9) SCALE ½"=1'-0"

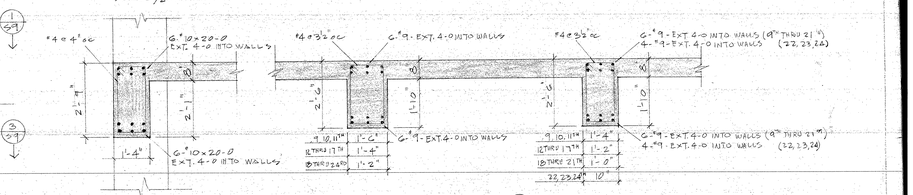

SECTION 4/S9 SECTION 5/S9

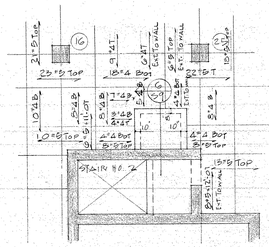

PARTIAL PLAN AT 9TH FLOOR

PART NOT SHOWN SAME AS 9TH THRU 23RD FL.

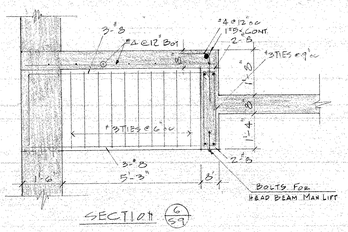

SECTION 6/S9

INCREASE SLAB 22-0 10-9-63

ELLERS & REAVES
STRUCTURAL ENGINEERS
MEMPHIS, TENN.

ROBERT LEE HALL & ASSOCIATES
A.I.A. ARCHITECTS
3355 POPLAR AVE.
MEMPHIS, TENNESSEE
JOHN W. BURROUGHS
FRANK G. RICE
BEN R. WALLER, JR.

DRAWN BY	HP
CHECKED BY	PHF
DATE	7-23-63

100 NORTH MAIN BUILDING
MEMPHIS, TENN.
9TH THRU 24TH FL. FRAMING PLAN

COMM. NO. 6115
SHEET S-9
OF

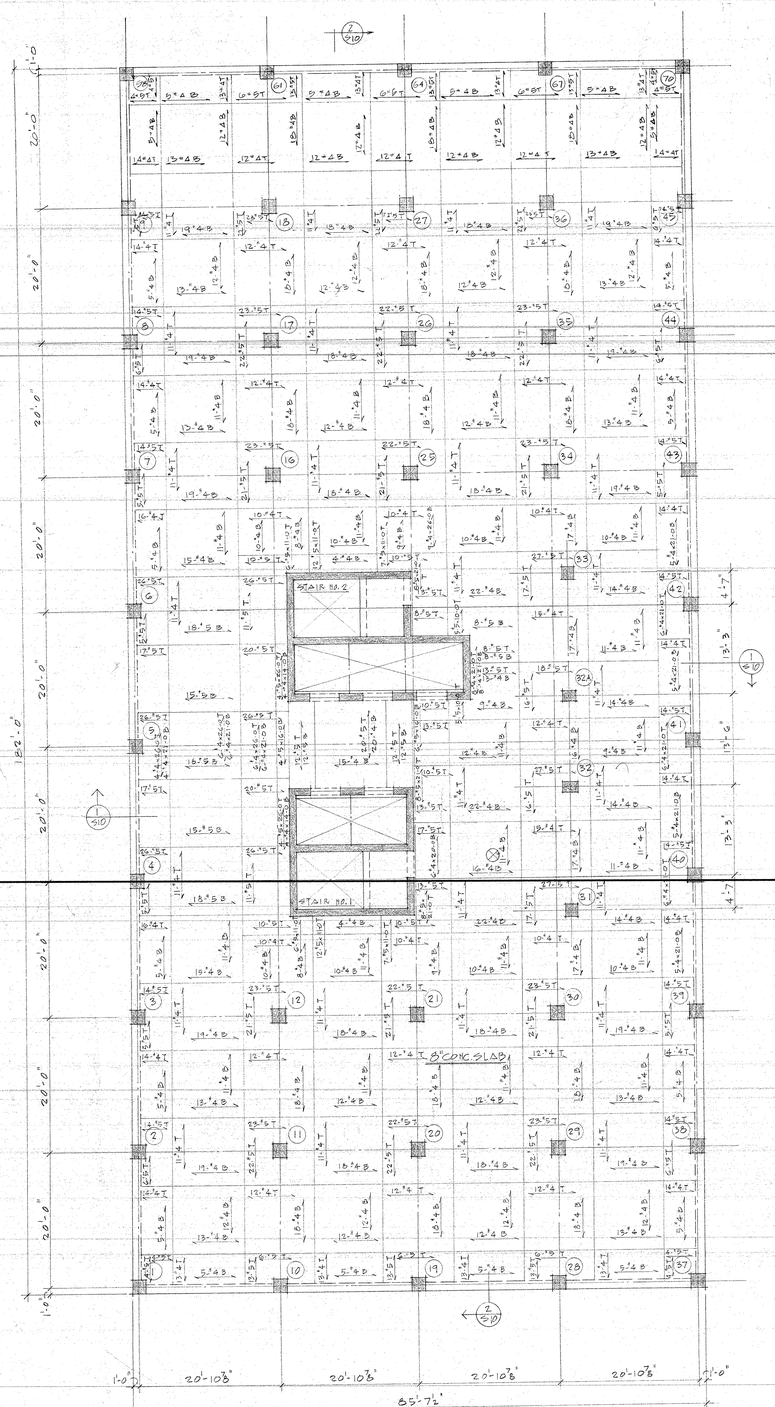

25TH THRU 32ND FLOOR FRAMING PLAN

SCALE 1/8" = 1'-0"

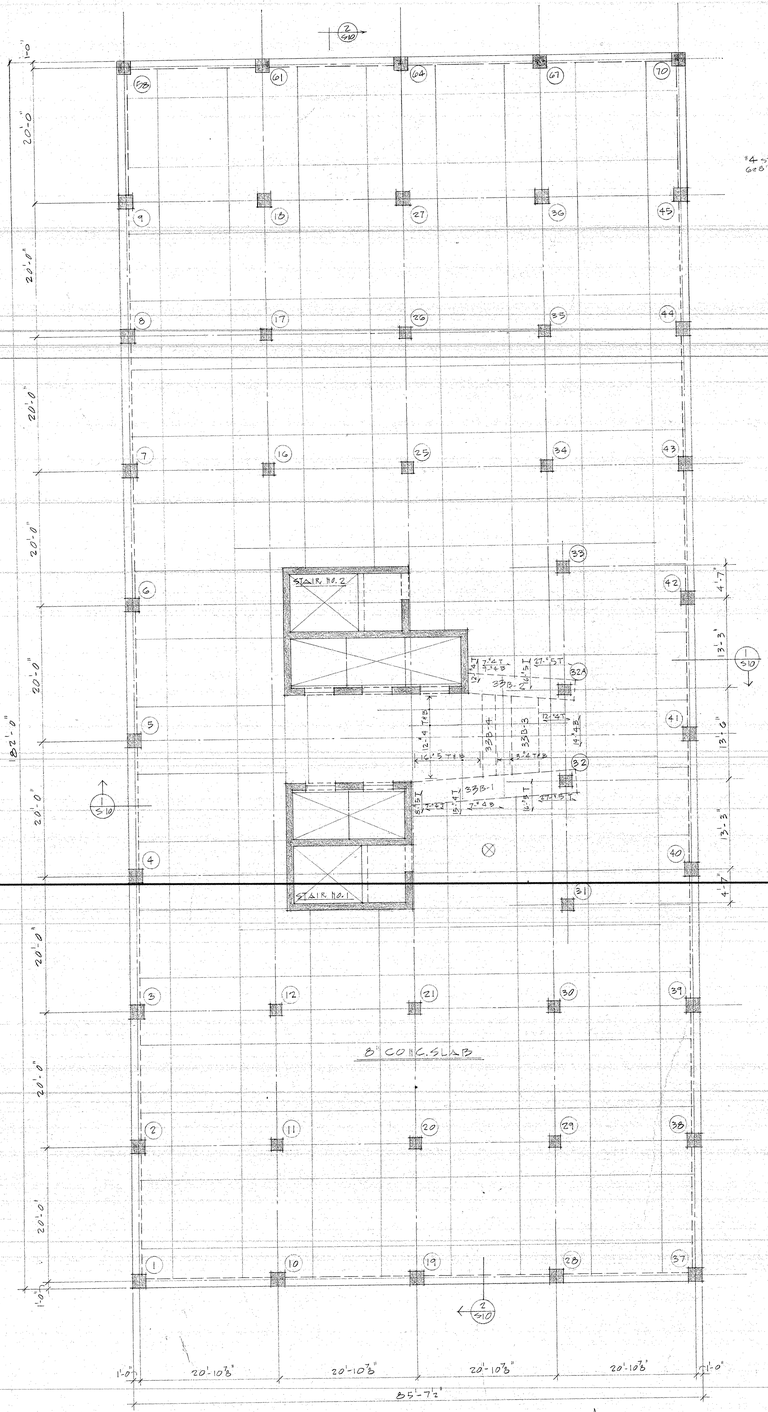

33RD FLOOR FRAMING PLAN

SCALE 1/8" = 1'-0"

REINF. NOT SHOWN SAME AS 25TH THRU 32ND FLOORS

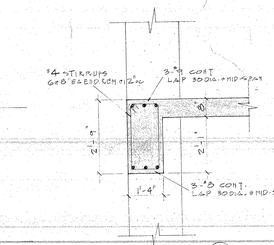

SECTION 1/S10

SCALE 1/2" = 1'-0"

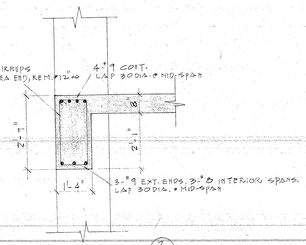

SECTION 2/S10

33ND FLOOR BEAM SCHEDULE

BEAM MARK	WIDTH	DEPTH	REINFORCING FOR ONE BEAM TOP-LEFT	TOP-RIGHT	TOP-CONT	BOTTOM	SKETCH	STIRRUPS NO.	SIZE	TYPE	SPAC. EA END	REMARKS
33B-1	42	24	3-#11	3-#11	3-#11	14-#11		49	#5	▭	15@4" EA ENDS, 6@6"	
33B-2	36	24	2-#10	2-#10	3-#10	8-#10		30	#5	▭	12@4" NO. END, 6@6"	
33B-3	42	20	2-#9	2-#9	3-#9	8-#9		23	#5	▭	8@5", 8@6"	
33B-4	24	20	2-#8	2-#8	3-#8	6-#9		23	#5	▭	8@5", 6@6"	

INCREASE TOWER 20'-0" 10-9-62
9-10-63

ELLERS & REAVES
STRUCTURAL ENGINEERS
MEMPHIS, TENN.

RH

ROBERT LEE HALL & ASSOCIATES
AIA ARCHITECTS
3355 POPLAR AVE.
MEMPHIS, TENNESSEE
JOHN W. BURROUGHS
FRANK G. RICE
BEN R. WALLER, JR.

DRAWN BY	BSP
CHECKED BY	HHP
DATE	7-23-63

100 NORTH MAIN BUILDING
MEMPHIS TENN.
25TH THRU 33RD FL FRAMING PLAN

COMM. NO. 6115
SHEET S-10
OF

BEAM MARK	WIDTH	DEPTH	REINFORCING, FOR ONE BEAM				SKETCH	STIRRUPS				REMARKS
			TOP-LEFT	TOP-RIGHT	TOP CONT	BOTTOM		NO.	SIZE	TYPE	SPAC. EA. END	
34B-1	20	18	-	2-#10	3-#10	7-#10		39	#4	□	17@6", 12"oc	
34B-2	12	16	1-#8	1-#8	2-#8	3-#9		33	#3	□	6@6, 12"oc	
34B-3	12	16	1-#8	1-#8	2-#8	3-#8		19	#3	□	4@6, 12"oc	
34B-4	12	18	2-#9	2-#9	2-#9	4-#9		27	#4	□	6"oc	
34B-5	22	20	2-#9	2-#9	3-#9	5-#9		14	#5	□	8@4" WEST, 6@6" EAST.	
								11	#5	□	12"oc @ GTR.'S PAN	

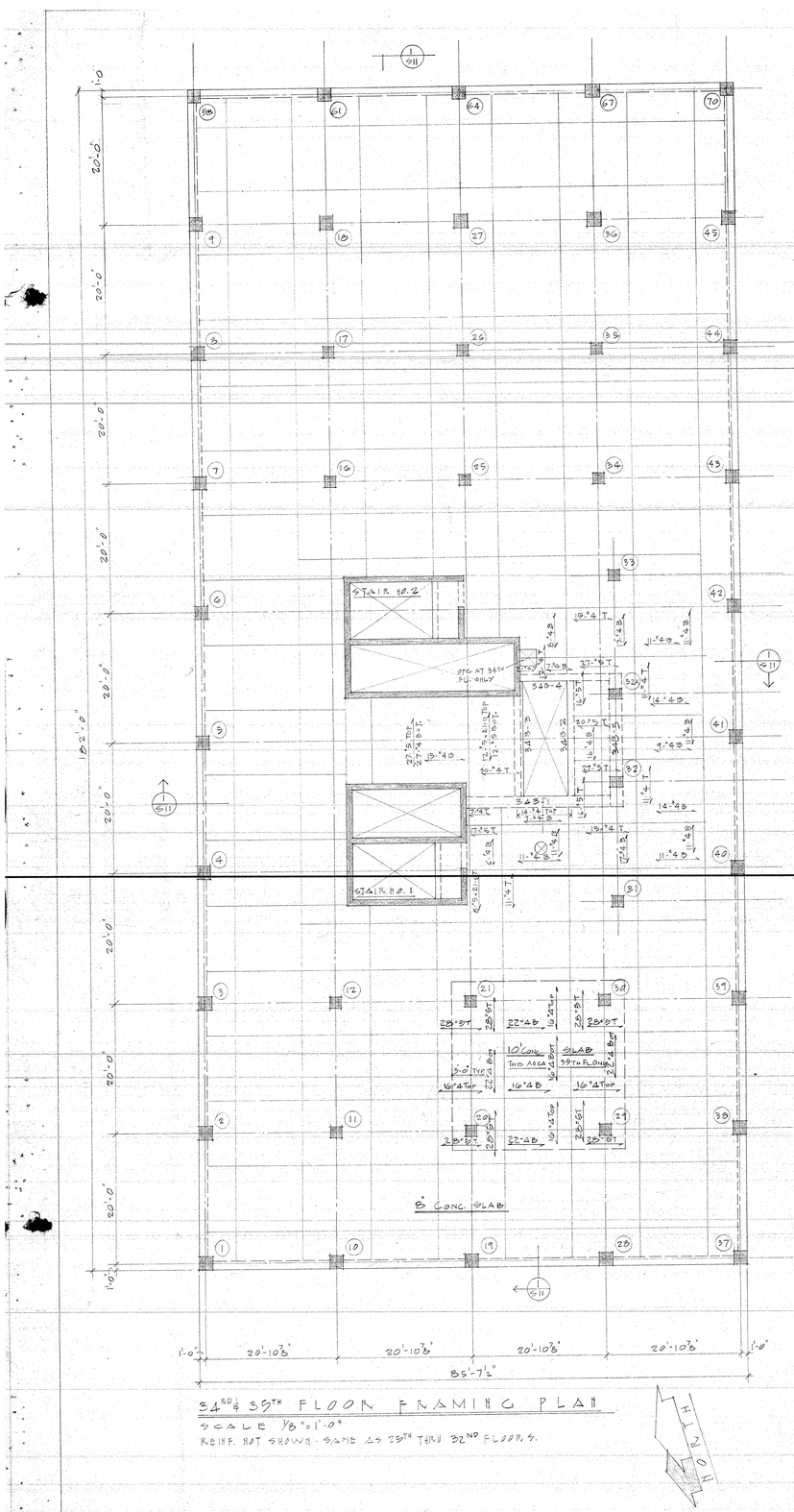

34ND & 35TH FLOOR FRAMING PLAN

SCALE 1/8"=1'-0"

REINF. NOT SHOWN - SAME AS 29TH THRU 32ND FLOORS.

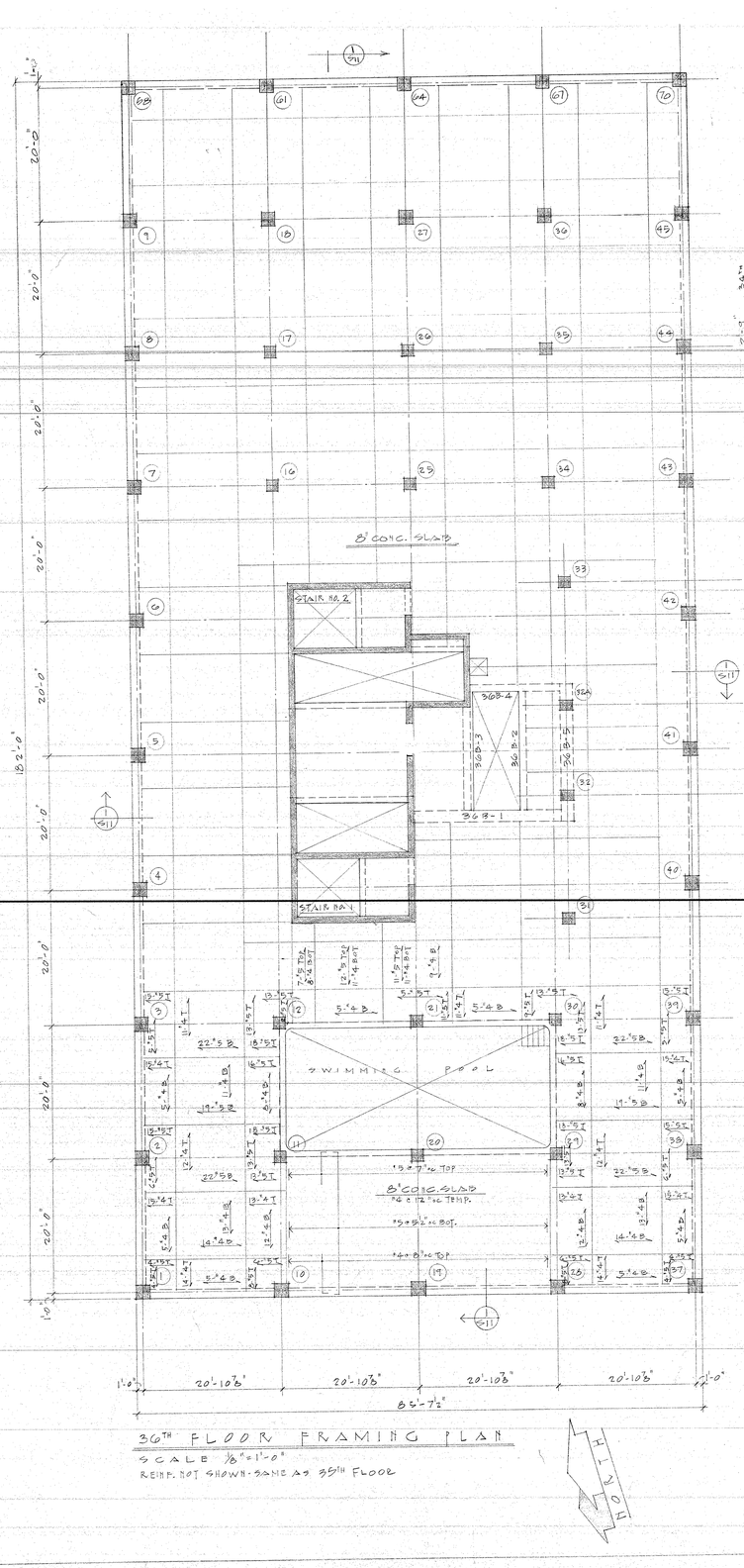

36TH FLOOR FRAMING PLAN

SCALE 1/8"=1'-0"

REINF. NOT SHOWN - SAME AS 35TH FLOOR

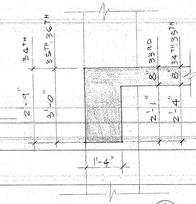

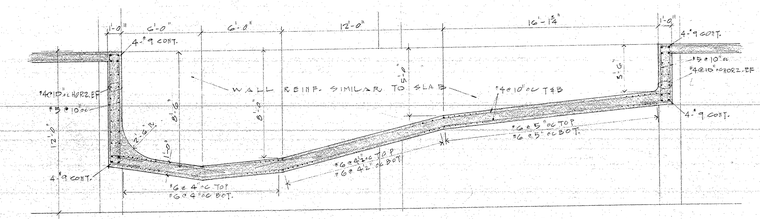

POOL - LONGITUDINAL SECTION

SCALE 1/4"=1'-0"

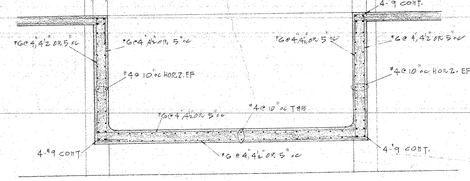

POOL - CROSS SECTION

SCALE 1/4"=1'-0"

INCREASE TO 20'-0" 10-8-63

ELLERS & REAVES
STRUCTURAL ENGINEERS
MEMPHIS, TENN.

ROBERT LEE HALL & ASSOCIATES
AIA ARCHITECTS
3355 POPLAR AVE.
MEMPHIS, TENNESSEE
JOHN W. BURROUGHS
FRANK G. RICE
BEN R. WALLER, JR.

DRAWN BY	BEJ
CHECKED BY	PHP
DATE	7-23-63

100 NORTH MAIN BUILDING
MEMPHIS TENN.

34TH THRU 36TH FL. FRAMING PLAN

COMM. NO. 6115
SHEET S-11
OF

BEAM MARK	WIDTH	DEPTH	REINFORCING FOR END BEAM TOP-LEFT	TOP-RIGHT	TOP-CONT	BOTTOM	SKETCH
RB-1	16"	36"	-	-	2-#8	3-#9	
RB-2	16	36	-	-	2-#8	3-#9	
RB-3	16	36	-	-	2-#10	3-#10	
RB-4	16	36	-	-	4-#9	3-#9	
RB-5	16	36	-	-	4-#9	3-#9	
RB-6	12	20	-	-	2-#10	3-#10	
RB-7	12	12	-	-	2-#9	2-#10	
RB-8	12	20	-	-	2-#9	2-#9	
RB-9	48	34	-	5-#11	5-#11	16-#11	
RB-10	24	32	3-#11	3-#11	3-#11	9-#11	
RB-11	18	26	2-#11	2-#11	2-#11	5-#11	
RB-12	30	34	-	3-#11	3-#11	9-#11	
RB-13	42	36	3-#11	-	10-#11	5-#11	

STIRRUPS NO.	SIZE	TYPE	SPAC. & END	
21	#4	□	6@3", 12@6"	
21	#4	□	6@3", 12@6"	
29	#4	□	4@6, 6@3", 12@6"	
22	#4	□	6@3", 12@6"	LAP TYING STIRR
22	#4	□	6@3", 12@6"	"
44	#4	□	4@3, 8@4, 6@6, 8@6	
36	#4	□	6@4, 6@6, 8@6	
30	#4	□	6@6, 8@6	
47	#4	□□	2@5" SOUTH END, 18@4" SOUTH END, 10@6"	
31	#3	□	6@4, 9@6, 3@8, 12@6"	
24	#4	□	4@9, 4@6, 12@6"	
22	#4	□□	6@6"	
26	#5	□□	15@6" WEST, 11@6 EAST	
11	#5	□	12"c.c. CTRS. SPAN	

37TH FLOOR FRAMING PLAN (ROOF)

SCALE 1/8" = 1'-0"

ALL WALLS ABOVE 37TH FLOOR EXCEPT AS NOTED

½ ROOF OVER SWIMMING POOL

SCALE 3/16" = 1'-0"

SECTION 7/S12

SCALE 3/8" = 1'-0"

38TH FLOOR FRAMING PLAN (LOUNGE)

SCALE 1/8" = 1'-0"

SECTION 9/S12

LOUNGE ROOF FRAMING PLAN

SCALE 1/8" = 1'-0"

SECTION - LOUNGE ROOF

SCALE 1/4" = 1'-0"

SECTION 6/S12

* TYPICAL PURLINS

INCREASE TOWER 20'-0" 10-9-63

MISC. DETAILS ON LOUNGE 9-26-63

RIGID INSULATION 1½" 20 GA. METAL DECK

41'-9" RADIUS

ELLERS & REAVES
STRUCTURAL ENGINEERS
MEMPHIS, TENN.

ROBERT LEE HALL & ASSOCIATES
AIA ARCHITECTS
3355 POPLAR AVE.
MEMPHIS, TENNESSEE
JOHN W. BURROUGHS
FRANK G. RICE
BEN R. WALLER, JR.

DRAWN BY	WED
CHECKED BY	PHF
DATE	7-23-63
COMM. NO.	6115
SHEET	S-12
OF	

100 NORTH MAIN BUILDING
MEMPHIS TENN.

37TH & 38TH LOUNGE RF. FRAMING PLAN

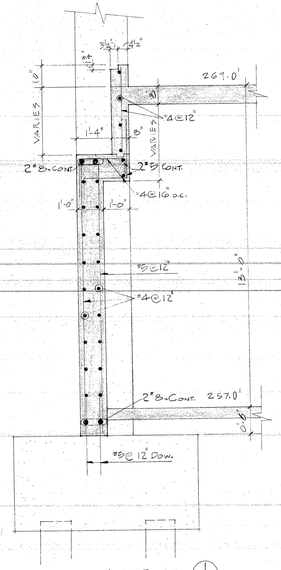

SECTION (1/S13)
SCALE 1/2"=1'-0"

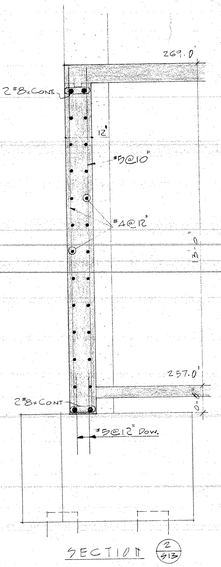

SECTION (2/S13)

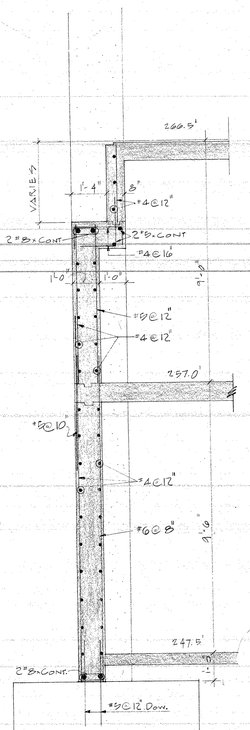

SECTION (3/S13)

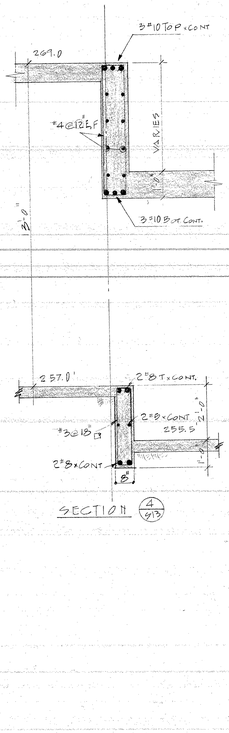

SECTION (4/S13)

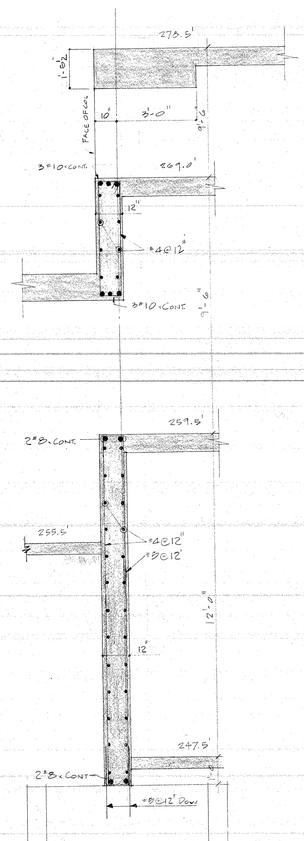

SECTION (5/S13)

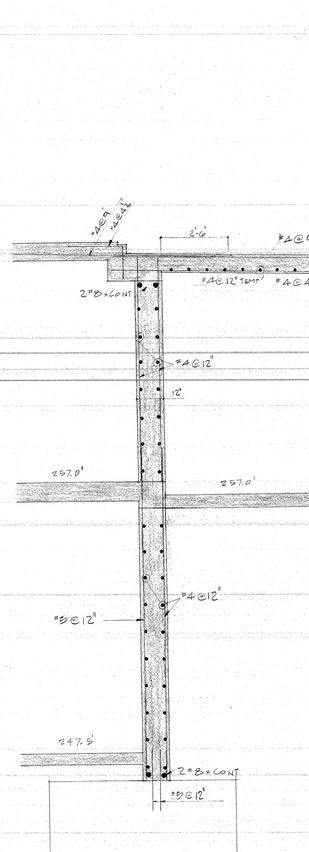

SECTION (6/S13)

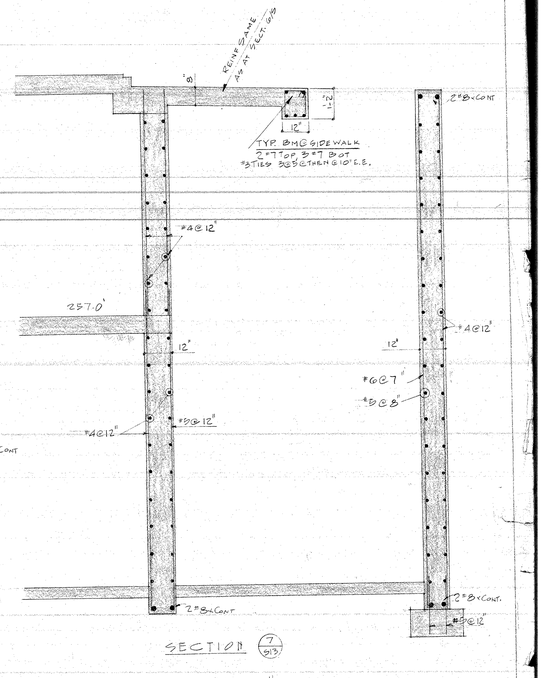

SECTION (7/S13)

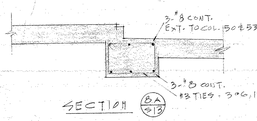

SECTION (8A/S13)

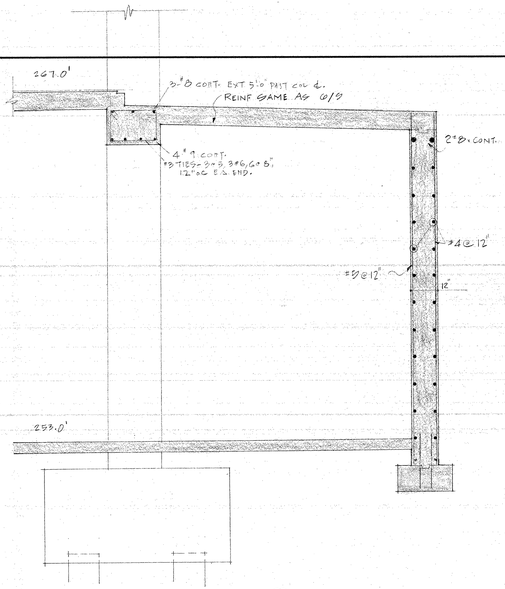

SECTION (8/S13)

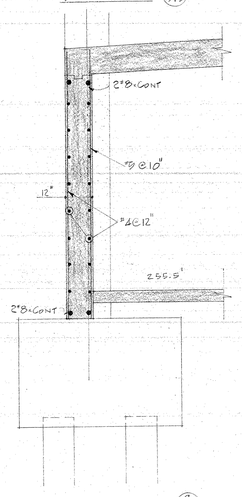

SECTION (9/S13)

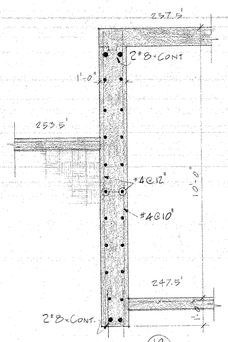

SECTION (10/S13)

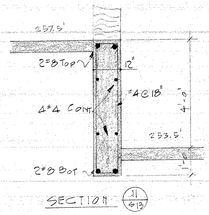

SECTION (11/S13)

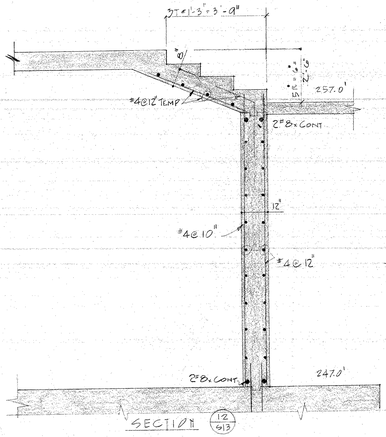

SECTION (12/S13)

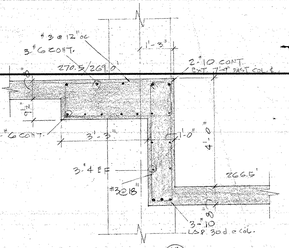

SECTION (13/S13)

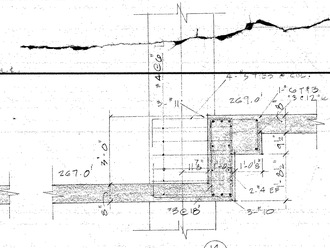

SECTION (14/S13)

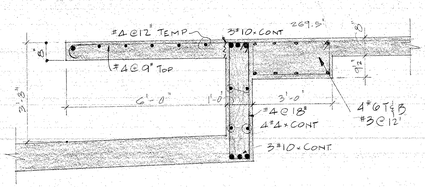

SECTION (15/S13)

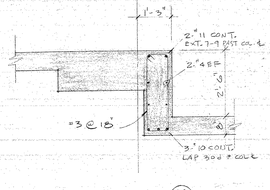

SECTION (16/S13)

ELEVATIONS — 9-25-63

ELLERS & REAVES
STRUCTURAL ENGINEERS
MEMPHIS, TENN.

ROBERT LEE HALL & ASSOCIATES
A.I.A. ARCHITECTS
JOHN W. BURROUGHS
FRANK G. RICE
BEN R. WALLER, JR.
3355 POPLAR AVE,
MEMPHIS, TENNESSEE

DRAWN BY	HCD KJD
CHECKED BY	PHF
DATE	7-23-63

100 NORTH MAIN BUILDING
MEMPHIS TENN.
SECTIONS

COMM. NO.	6115
SHEET	S-13
OF	

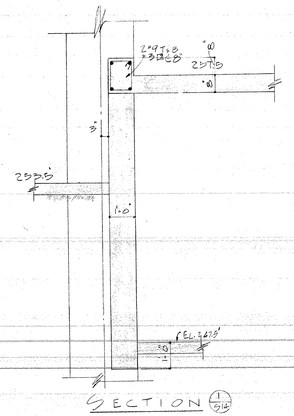

SECTION 1/S14

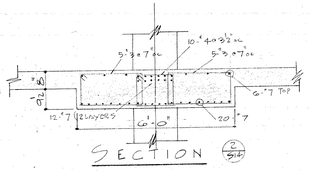

SECTION 2/S14

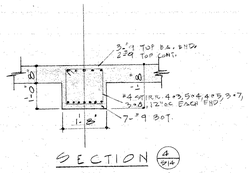

SECTION 3/S14

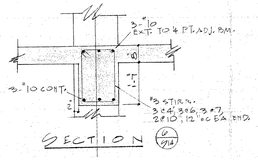

SECTION 4/S14

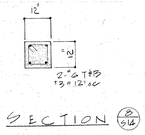

SECTION 5/S14

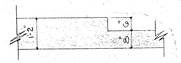

SECTION 6/S14

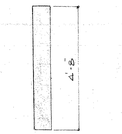

SECTION 7/S14

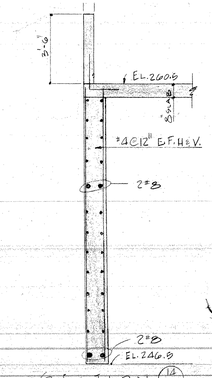

SECTION 8/S14

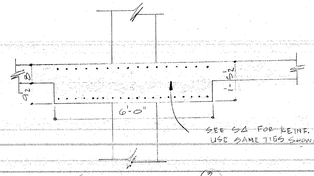

SECTION 9/S14

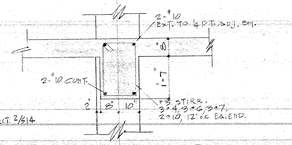

SECTION 10/S14

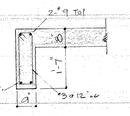

SECTION 11/S14

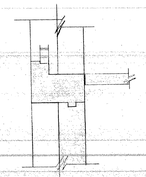

SECTION 12/S14

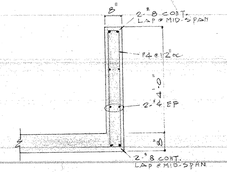

SECTION 13/S14

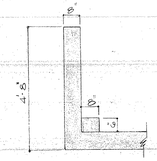

SECTION 14/S14

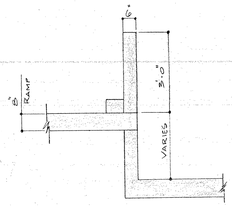

SECTION 15/S14

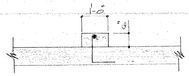

SECTION 16/S14

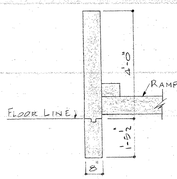

SECTION 17/S14

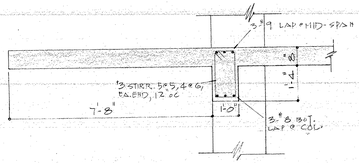

SECTION 18/S14

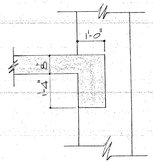

SECTION 19/S14

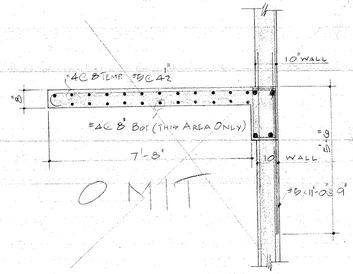

SECTION 20/S14

SECTION 21/S14

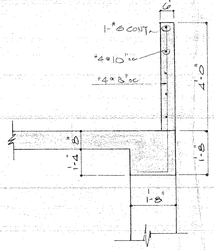

SECTION 22/S14

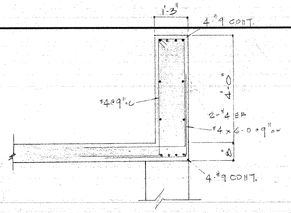

SECTION 23/S14

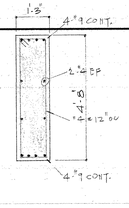

SECTION 24/S14

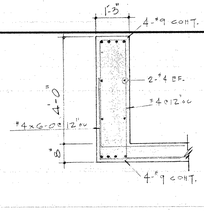

SECTION 25/S14

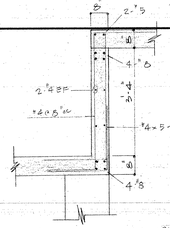

SECTION 26/S14

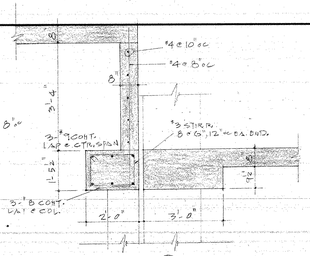

SECTION 27/S14

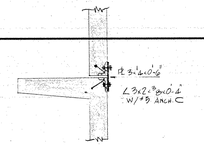

ATTACHMENT AT TOP OF PANEL UNDER WINDOW

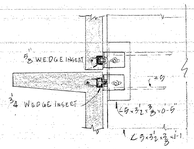



TYPICAL VERTICAL PANEL

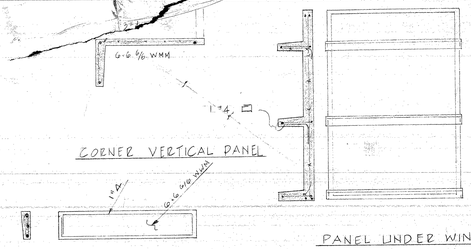

CORNER VERTICAL PANEL

HORIZONTAL FIN AT WINDOW

PANEL UNDER WINDOW

PRECAST PANEL DETAILS

NOTE: SEE ARCH. DRAWINGS FOR SIZE & DIMENTIONS

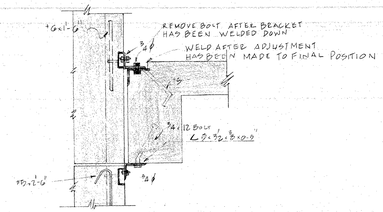

PRECAST PANEL DETAILS

10-28-63 SECT. 14/S14
PRECAST PANEL DETAILS - 9-25-63
10-10-63

ELLERS & REAVES
STRUCTURAL ENGINEERS
MEMPHIS, TENN.

ROBERT LEE HALL & ASSOCIATES
AIA ARCHITECTS
3355 POPLAR AVE.
MEMPHIS, TENNESSEE
JOHN W. BURROUGHS
FRANK G. RICE
BEN R. WALLER, JR.

DRAWN BY: CB
CHECKED BY: FGR
DATE: 7-23-63

100 NORTH MAIN BUILDING
MEMPHIS TENN.

COMM. NO. 6115
SHEET S-14
OF

SECTIONS

COLUMN SCHEDULE

CENTRAL TOWER

	1437	2,3,4 3843	5	6,7,8,9 4345	5&10	11,20,21	12,13
	24+24	24+24	24+24	24+24	24+24	20+20	20+20
	6#9	6#9	6#9	6#9	6#9	4#9	4#9
	#3 2/#ST	#3 2/#ST	#3 2/#ST	#3 2/#ST	#3 2/#ST	#3	#3
	@16	@16	@16	@16	@16	@16	@16
0-12	VERT. SIZES	VERT. SIZES	VERT. SIZES	VERT. SIZES	VERT. SIZES	SPAC.	SPAC.
	24+24	24+24	24+24	24+24	24+24	20+20	20+20
	6#9	6#9	6#9	6#9	6#9	4#9	4#9
	#3 2/#ST	#3 2/#ST	#3 2/#ST	#3 2/#ST	#3 2/#ST	#3	#3
	@16	@16	@16	@16	@16	@16	@16
12-9	VERT. SIZES	VERT. SIZES	VERT. SIZES	VERT. SIZES	VERT. SIZES	SPAC.	SPAC.
	D0	D0	D0	D0	D0	20+20	20+20
	24+24	24+24	24+24	24+24	24+24	6#9	6#9
	#3 2/#ST	#3 2/#ST	#3 2/#ST	#3 2/#ST	#3 2/#ST	#3	#3
	@16	@16	@16	@16	@16	@16	@16
0-11

8TH STORY BUILDING COLUMN SCHEDULE

		4(6)47,48 80,87,88 89,96,102, 103,109,115, 121,127	49 THRU 57 60,63,66	59,62,65 68,72.	73,77,83.	69,	71,74,84	75,78	76,	79,82,	80,	81,	95,120.	85,90	91 THRU 94 97 THRU 100 104 THRU 107 110 THRU 113 116 THRU 119	121,123,124 125,133,134 135,138	128,129,130 131,	136,137 140,141 139,139A	126,132	101, 108,114
8TH	SIZE	20x24	20x24	20x20	20x20	20x24	20x24		20x20	20x20	20x20	20x20	14x24	20x20	20x20	20x20	20x20	20x20	14x20	14x26
	VERT.	4#10	4#10	4#9	4#9	4#10	4#10		4#9	4#9	4#9	4#9	4#9	4#10	4#9	4#9	4#9	4#9	4#9	4#9
	TIES	#3	#3	#3	#3	#3	#3		#3	#3	#3	#3	#3	#3	#3	#3	#3	#3	#3	#3
	SPAC.	@16	@16	@16	@16	@16	@16		@16	@16	@16	@16	@14	@16	@16	@16	@16	@16	@14	@14
7TH	SIZE	20x24	20x24	20x20	20x20	20x24	20x24	20x20	20x20	20x20	20x20	20x20	14x24	20x24	20x20	20x20	20x20	20x20	14x20	14x28
	VERT	4#10	4#10	4#9	4#9	4#10	4#10	4#9	4#9	4#9	4#10	4#9	4#9	4#10	4#9	4#9	4#9	4#9	4#9	4#9
	TIES	#3	#3	#3	#3	#3	#3	#3	#3	#3	#3	#3	#3	#3	#3	#3	#3	#3	#3	#3
	SPAC.	@16	@16	@16	@16	@16	@16	@16	@16	@16	@16	@16	@14	@16	@16	@16	@16	@16	@14	@14
6TH	SIZE	20x24	20x24	20x20	20x20	20x24	20x24	20x20	20x20	20x20	20x20	20x20	14x24	20x24	20x20	20x20	20x20	20x20	14x20	14x28
	VERT.	4#10	4#10	4#9	4#9	4#10	4#10	4#9	4#9	4#9	4#11	4#9	4#9	4#10	4#9	4#9	4#9	4#9	4#9	4#9
	TIES	#3	#3	#3	#3	#3	#3	#3	#3	#3	#3	#3	#3	#3	#3	#3	#3	#3	#3	#3
	SPAC.	@16	@16	@16	@16	@16	@16	@16	@16	@16	@10	@16	@14	@16	@16	@16	@16	@16	@14	@14
5TH	SIZE	20x24	20x24	20x20	20x20	20x24	20x24	20x20	20x20	20x20	20x20	20x20	14x24	20x24	20x20	20x20	20x20	20x20	14x20	14x28
	VERT.	4#10	4#10	4#9	4#9	4#10	4#10	4#9	4#9	4#9	6#11	4#10	4#9	4#10	4#9	4#9	4#9	4#9	4#9	4#9
	TIES	#3	#3	#3	#3	#3	#3	#3	#3	#3	#3	#3	#3	#3	#3	#3	#3	#3	#3	#3
	SPAC.	@16	@16	@16	@16	@16	@16	@16	@16	@16	@16	@16	@14	@16	@16	@16	@16	@16	@14	@14
4TH	SIZE	20x24	20x24	20x20	20x20	20x24	20x24	20x20	20x20	20x20	20x20	20x20	14x24	20x24	20x20	20x20	20x20	20x20	14x20	14x28
	VERT.	4#10	4#10	4#9	4#9	4#10	4#10	4#9	4#9	4#9	6#11	4#11	4#9	4#10	4#9	4#9	4#9	4#9	4#9	4#9
	TIES	#3	#3	#3	#3	#3	#3	#3	#3	#3	#8 Φ	#3	#3	#3	#3	#3	#3		#3	#3
	SPAC.	@16	@16	@16	@16	@16	@16	@16	@16	@16	2½ PITCH	@16	@14	@16	@16	@16	@16		@14	@14
3RD	SIZE	20x24	20x24	20x20	20x20	20x24	20x24	20x20	20x20	20x20	20x20	20x20	14x24	20x24	20x20	20x20	20x20	20x20	14x20	14x28
	VERT.	4#10	4#10	6#11	4#9	4#11	4#10	4#9	4#9	4#9	8#11	6#11	4#9	4#10	4#11	4#9	4#10	4#9	4#9	4#9
	TIES	#3	#3	#3 2/SET	#3	#3	#3	#3	#3	#3	#8 Φ	#3 2/SET	#3	#3	#3	#3	#3	#3	#3	#3
	SPAC.	@16	@16	@16	@16	@16	@16	@16	@16	@16	2½ PITCH	@16	@14	@16	@16	@16	@16	@16	@14	@14
2ND FL.	SIZE	20x24	20x24	20x20	20x20	20x24	20x24	20x20	20x20	20x20	20x20	20x20	14x24	20x24	20x20	20x20	20x20	20x20	14x20	14x28
	VERT.	4#10	4#10	8#11	4#9	6#11	4#10	4#9	4#9	4#11	10#11	8#11	4#9	6#11	4#9	4#9	4#11	4#9	4#9	4#9
	TIES	#3	#3	#3 2/SET	#3	#3 2/SET	#3	#3	#3	#3	#8 Φ	#3 2/SET	#3	#3	#3	#3	#3	#3	#3	#3
	SPAC.	@16	@16	@16	@16	@16	@16	@16	@16	@16	2½ PITCH	@16	@14	@16	@16	@16	@16	@16	@14	@14
1ST FL.	SIZE		20x24	20x20	20x20	20x24	20x24	20x20	20x20	20x20	22x22	20x20								
	VERT.		4#10	8#11	4#9	8#11	4#10	4#11	4#10	6#11	10#11	8#11								
	TIES		#3	#8 Φ	#3	#3 2/SET	#3	#3	#3	#3	#8 Φ	#8 Φ								
	SPAC.		@16	2½ PITCH	@16	@16	@16	@16	@16	@16	2½ PITCH	2½ PITCH								

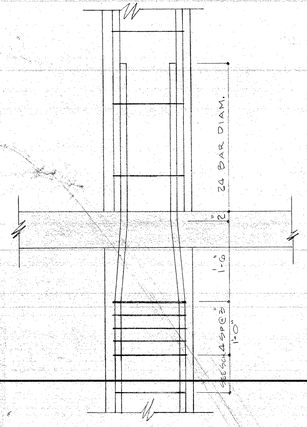

TYP. COL. SPLICE.

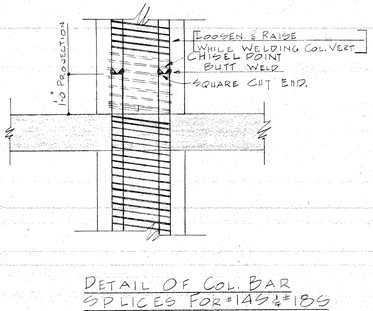

DETAIL OF COL. BAR SPLICES FOR #14S & #18S

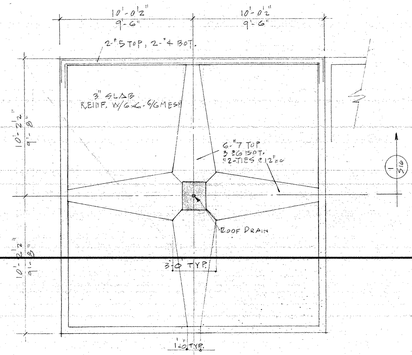

HYPERBOLIC PARABOLOID ENTRANCE CANOPY
SCALE ½"=1'-0"

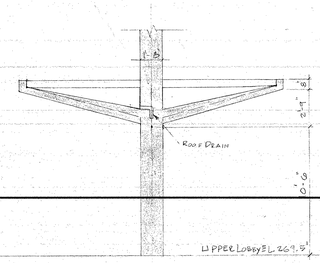

SECTION (1/S16)
SCALE ¼"=1'-0"

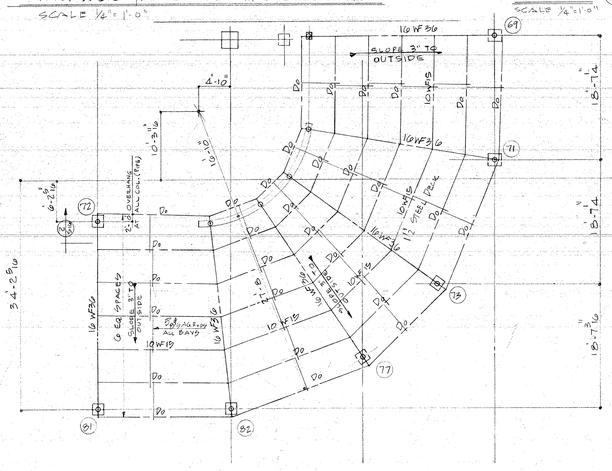
16WF36
SLOPE 3" TO OUTSIDE
10WF15
11'-7" STEEL PIPE
16WF36
10WF15
10WF15
16WF36
10WF15
10WF15
10WF15
16WF36
10WF15
10WF15
10WF15

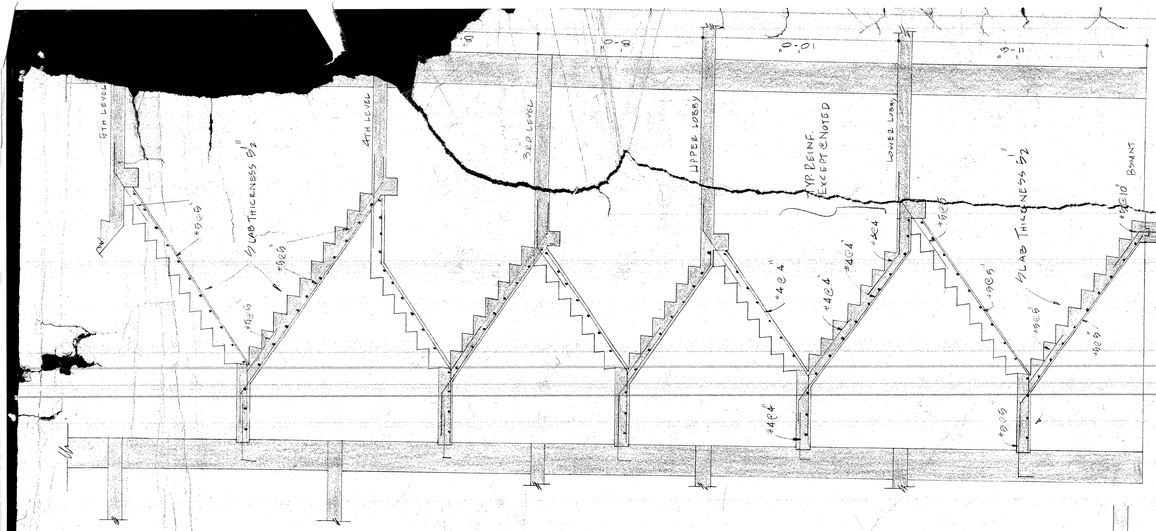

NOTE ALL SLAB THICKNESS 4½" EXCEPT AS NOTED
TEMP. REINF. #4@12"
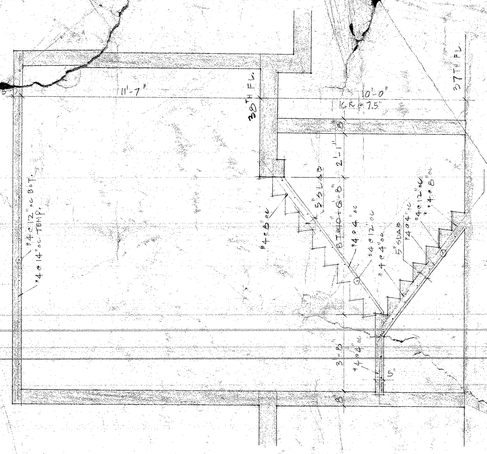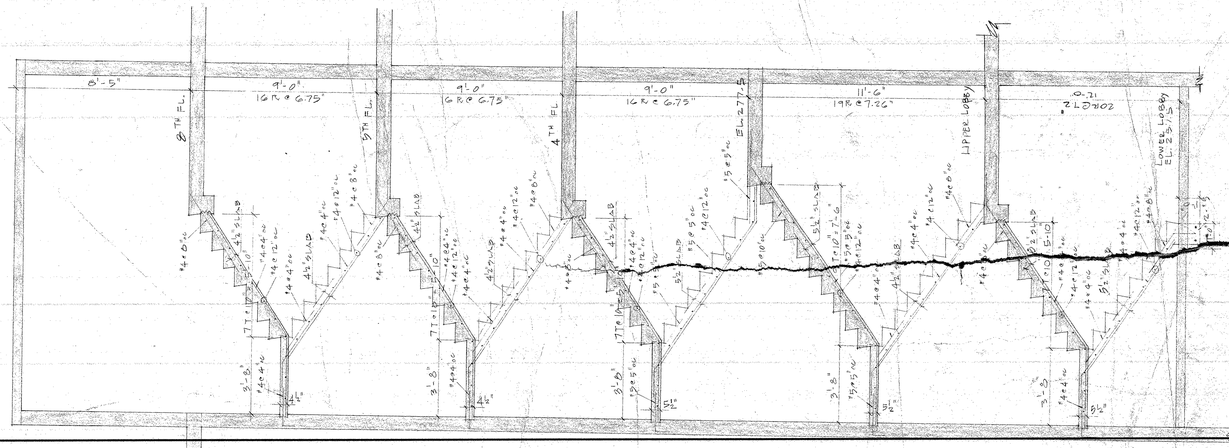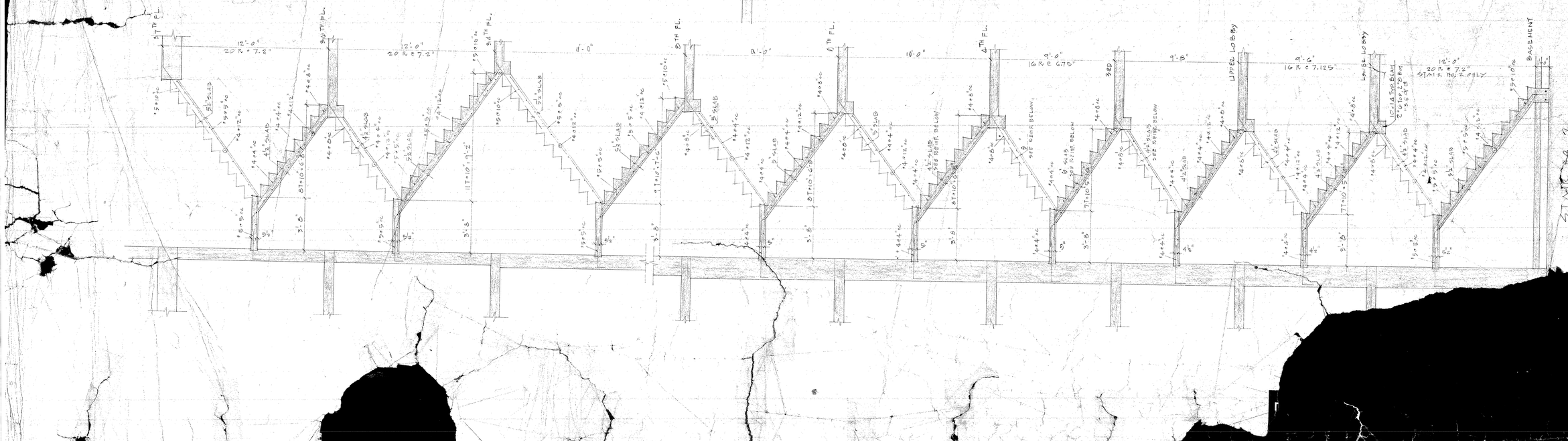
STAIR NO. 1
SIMILAR TO STAIR #2 EXCEPT AS SHOWN
SCALE 3/8"=1'-0"