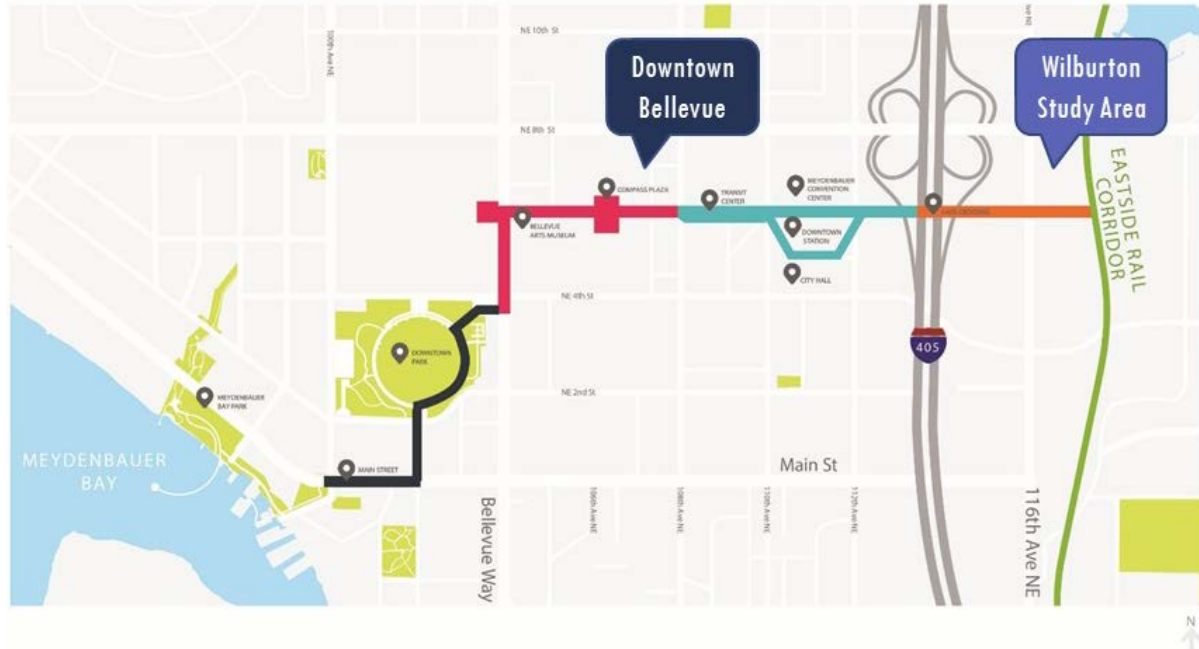


Bellevue Grand Connection Update (10/30/2018)

Update for BDA Land Use & Livability Committee



- 1. OLD BELLEVUE, DOWNTOWN PARK
- 2. PEDESTRIAN CORRIDOR, BELLEVUE WAY
- 3. CIVIC CENTER
- 4. I-405 CROSSING, WILBURTON

a. Grand Connection I-405 Crossing (Tentatively November 19 for Council)

Alternatives in Sequence Two Report

- 1 – Sculptural Bridge
- 2 – Linear Bridge
- 3 – Lid Park

Next Steps

- Design Refinement of Preferred Alternative
- Continued Stakeholder and Public Engagement
- Identify Funding Sources and Opportunities
- Identify Property and Easement Needs

b. City Consultant Work on Grand Connection Design Guidelines

- Policies part of Annual Comprehensive Plan Amendments (hearing November 7)
- In process to refine high-level vision approved by Council into specific design guidelines.
- Integration with current policy and code provisions.
- Stakeholder review draft of consolidated document expected Q1 2019.

For more information:

Emil A. King, AICP
Strategic Planning Manager
eaking@bellevuewa.gov
425-452-7223

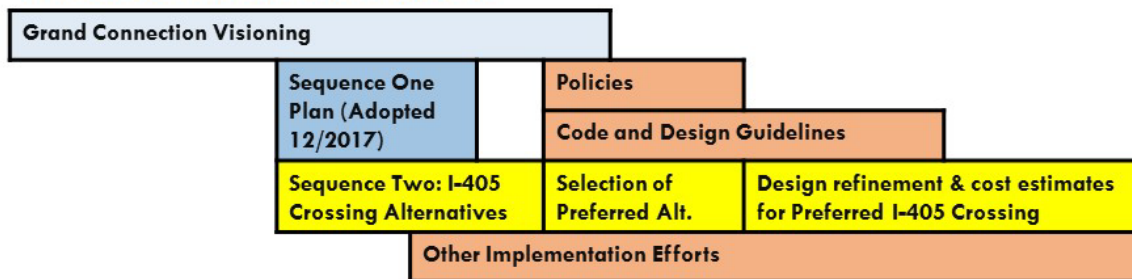
c. Takeaways from September Stakeholder Grand Connection Work Sessions

- Strong support for the Grand Connection concept
- A number of details to be worked out regarding implementation
- Activities, programming, place-making of utmost importance
- Examples of follow-up Items
 - Phasing map
 - Urban design details (paving, weather protection, lighting, landscaping)
 - Consideration of “new” next to “existing” for some period of time
 - How areas will function
 - Interaction with current development proposals, including NE Park Entry
 - ADA Accessibility
 - Low speed bicycle connectivity
 - Maintenance considerations
 - Retrofit opportunities
 - Route options from NE 4th to Main Street
 - Intersection treatments
 - Programming plan
 - Funding strategy
 - Branding strategy

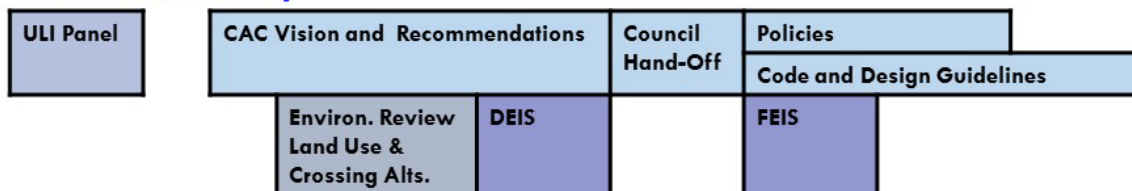
d. Overall Process

| 2016 | | | 2017 | | | | 2018 | | | | 2019 | | | | 2020 | |
|------|----|----|------|----|----|----|------|----|----|----|------|----|----|----|------|----|
| Q2 | Q3 | Q4 | Q1 | Q2 | Q3 | Q4 | Q1 | Q2 | Q3 | Q4 | Q1 | Q2 | Q3 | Q4 | Q1 | Q2 |

Bellevue Grand Connection



Wilburton Study



For more information:

Emil A. King, AICP
 Strategic Planning Manager
 eaking@bellevuewa.gov
 425-452-7223